



**Bernie's V8 Series / SRGT Challenge featuring Crossle Driver's Club  
Qualifying 1**

PI	No	Cl	Name	Car	Laps	Time on Lap	Behind	MPH
1	52	CDC	Steve OUGH	Crossle 9S	14	1:01.93	13	95.36
2	4	CDC	Gwyn POLLARD	Crossle 9S	14	1:03.14	13	93.54
3	37	Inv	Matthew EVANS	BMW M3	13	1:04.10	11	92.13
4	50	CDC	Richard DE BLABY	Crossle 9S	13	1:04.26	6	91.90
5	42	CDC	John TAYLOR	Crossle 9S	10	1:04.35	10	91.78
6	39	HM	Cheng LIM	RAM SC	12	1:04.37	10	91.75
7	3	CDC	Mark HOBBS	Crossle 9S	9	1:04.54	7	91.51
8	11	HM	David KEMPTON	BMW E46 M3 4-door	12	1:04.93	6	90.96
9	55	HM	Jason CLEGG	TVR Tuscan SP6	11	1:04.93	10	90.96
10	71	HM	Lee BARNARD	MGB GT V8	13	1:05.09	9	90.73
11	56	HM	Matt HOLBEN	TVR Tuscan	13	1:05.61	13	90.01
12	66	HM	Andrew LAMBERT	RAM Cobra	12	1:06.35	11	89.01
13	166	HM	Alan JONES	TVR Sagaris	12	1:06.52	9	88.78
14	154	HM	Robert FROST	Dax Tojiero	12	1:07.28	11	87.78
15	75	M	Matt WALTON	MGB GT	10	1:07.87	9	87.02
16	27	M	Martin REYNOLDS	Sebring V8	12	1:09.08	12	85.49
17	9	M	Peter SAMUELS	MG BGT V8	12	1:09.16	11	85.39
18	167	HM	Peter DOD/NO TRANSPONDER - CHECK LOCATION	Sunbeam Tiger	6	1:09.30	6	85.22
19	20	SR	Ian WILSON	TVR Tasmin	11	1:10.39	9	83.90
20	95	CDC	Eamonn LEDWIDGE	Crossle 9S	12	1:10.46	7	83.82
21	74	HM	Peter CARTER	MGB V8	10	1:10.83	7	83.38
22	1	M	Mark BOWD	Ford GT40	12	1:13.10	6	80.79
23	22	M	Marcus BICKNELL/NO TRANSPONDER	Ford Mustang Mach 1	11	1:13.76	10	80.07
24	177	SR	Roy DAVIS	Triumph GT6	4	1:20.72	3	73.16
25	54	HM	Christopher RIDGE	TVR Tuscan	1	1:30.87	1	64.99

**Not-Seen**

64	HM	Andrew KNIGHT	Pontiac ASCAR
8	M	Simeon CHODOSH	Chevrolet Corvette
96	HM	Christopher RICHARDSON	Ford ASCAR

Weather / Track:

Start Time : 09:38

Silverstone National

05 May 18 09:55

Clerk of Course :	Time Issued :	Chief Timekeeper : Terry Stevens
-------------------	---------------	----------------------------------

THESE RESULTS REMAIN PROVISIONAL FOR A MINIMUM OF 30 MINUTES FROM THE TIME OF ISSUE AND UNTIL ALL JUDICIAL AND TECHNICAL MATTERS HAVE BEEN SETTLED.

www.750MC.co.uk



# Bernie's V8 Series / SRGT Challenge featuring Crossle Driver's Club

## LAP TIMES - Qualifying 1

---

### 1 Mark BOWD

Lap	1	2	3	4	5	6	7	8	9	10
1	1:20.33	1:16.29	1:15.12	1:16.18	1:14.96	1:13.10	1:15.81	1:16.65	1:13.59	1:15.12
11	1:14.43	1:14.02								

---

### 3 Mark HOBBS

Lap	1	2	3	4	5	6	7	8	9	10
1	1:07.39	1:04.95	1:07.28	1:08.37	1:05.14	1:06.29	1:04.54	1:05.01	1:26.01	

---

### 4 Gwyn POLLARD

Lap	1	2	3	4	5	6	7	8	9	10
1	1:05.43	1:07.13	1:09.22	1:06.34	1:07.43	1:05.28	1:05.56	1:07.82	1:05.29	1:05.41
11	1:03.70	1:03.90	1:03.14	1:05.67						

---

### 9 Peter SAMUELS

Lap	1	2	3	4	5	6	7	8	9	10
1	1:26.47	1:18.27	1:15.04	1:11.66	1:10.52	1:10.65	1:10.62	1:10.60	1:10.45	1:10.53
11	1:09.16	1:09.25								

---

### 11 David KEMPTON

Lap	1	2	3	4	5	6	7	8	9	10
1	1:10.68	1:06.77	1:05.68	1:06.44	1:17.73	1:04.93	1:05.91	1:24.42	1:06.60	1:05.53
11	1:05.12	1:05.29								

---

### 20 Ian WILSON

Lap	1	2	3	4	5	6	7	8	9	10
1	1:24.46	1:16.63	1:15.31	1:12.37	1:11.48	1:11.66	1:11.52	1:11.03	1:10.39	1:11.64
11	1:39.06									

---

### 22 Marcus BICKNELL

Lap	1	2	3	4	5	6	7	8	9	10
1	1:24.16	1:24.17	1:19.21	1:16.89	1:15.20	1:16.39	1:13.90	1:13.85	1:15.19	1:13.76
11	1:13.92									

---

### 27 Martin REYNOLDS

Lap	1	2	3	4	5	6	7	8	9	10
1	1:25.53	1:13.79	1:23.41	1:10.45	1:10.55	1:12.32	1:22.20	1:10.89	1:11.33	1:10.37
11	1:10.93	1:09.08								

---

### 37 Matthew EVANS

Lap	1	2	3	4	5	6	7	8	9	10
1	1:05.89	1:09.26	1:08.96	1:07.48	1:06.90	1:07.42	1:06.43	1:05.88	1:05.50	1:05.35
11	1:04.10	1:04.64	1:04.56							

---

### 39 Cheng LIM

Lap	1	2	3	4	5	6	7	8	9	10
1	1:26.35	1:18.43	1:15.37	1:16.81	1:08.95	1:08.19	1:08.46	1:07.36	1:05.73	1:04.37
11	1:05.29	1:07.51								

<b>42</b>	<b>John TAYLOR</b>										
<b>Lap</b>	<b>1</b>	<b>2</b>	<b>3</b>	<b>4</b>	<b>5</b>	<b>6</b>	<b>7</b>	<b>8</b>	<b>9</b>	<b>10</b>	
1	1:13.81	1:12.10	1:11.99	1:10.69	1:31.89	4:02.20	1:06.32	1:05.85	1:05.11	1:04.35	
<b>50</b>	<b>Richard DE BLABY</b>										
<b>Lap</b>	<b>1</b>	<b>2</b>	<b>3</b>	<b>4</b>	<b>5</b>	<b>6</b>	<b>7</b>	<b>8</b>	<b>9</b>	<b>10</b>	
1	1:14.97	1:11.21	1:09.67	1:04.86	1:06.24	1:04.26	1:04.67	1:07.94	1:07.70	1:07.77	
11	1:05.67	1:04.45	1:06.38								
<b>52</b>	<b>Steve OUGH</b>										
<b>Lap</b>	<b>1</b>	<b>2</b>	<b>3</b>	<b>4</b>	<b>5</b>	<b>6</b>	<b>7</b>	<b>8</b>	<b>9</b>	<b>10</b>	
1	1:04.86	1:03.93	1:05.03	1:05.01	1:04.10	1:03.18	1:02.48	1:03.03	1:03.17	1:03.53	
11	1:02.51	1:03.67	1:01.93	1:03.72							
<b>54</b>	<b>Christopher RIDGE</b>										
<b>Lap</b>	<b>1</b>	<b>2</b>	<b>3</b>	<b>4</b>	<b>5</b>	<b>6</b>	<b>7</b>	<b>8</b>	<b>9</b>	<b>10</b>	
1	1:30.87										
<b>55</b>	<b>Jason CLEGG</b>										
<b>Lap</b>	<b>1</b>	<b>2</b>	<b>3</b>	<b>4</b>	<b>5</b>	<b>6</b>	<b>7</b>	<b>8</b>	<b>9</b>	<b>10</b>	
1	1:11.13	1:09.58	1:08.78	1:07.17	1:06.23	1:05.29	1:06.02	1:06.25	1:05.09	1:04.93	
11	1:18.13										
<b>56</b>	<b>Matt HOLBEN</b>										
<b>Lap</b>	<b>1</b>	<b>2</b>	<b>3</b>	<b>4</b>	<b>5</b>	<b>6</b>	<b>7</b>	<b>8</b>	<b>9</b>	<b>10</b>	
1	1:17.14	1:13.29	1:13.10	1:10.68	1:08.63	1:07.68	1:07.67	1:06.01	1:05.81	1:05.77	
11	1:08.50	1:07.14	1:05.61								
<b>66</b>	<b>Andrew LAMBERT</b>										
<b>Lap</b>	<b>1</b>	<b>2</b>	<b>3</b>	<b>4</b>	<b>5</b>	<b>6</b>	<b>7</b>	<b>8</b>	<b>9</b>	<b>10</b>	
1	1:20.89	1:13.37	1:10.62	1:09.77	1:07.68	1:07.49	1:09.89	1:08.58	1:08.76	1:07.97	
11	1:06.35	1:07.15									
<b>71</b>	<b>Lee BARNARD</b>										
<b>Lap</b>	<b>1</b>	<b>2</b>	<b>3</b>	<b>4</b>	<b>5</b>	<b>6</b>	<b>7</b>	<b>8</b>	<b>9</b>	<b>10</b>	
1	1:09.63	1:07.26	1:05.85	1:06.75	1:06.96	1:07.45	1:07.21	1:06.09	1:05.09	1:05.61	
11	1:05.77	1:05.65	1:05.97								
<b>74</b>	<b>Peter CARTER</b>										
<b>Lap</b>	<b>1</b>	<b>2</b>	<b>3</b>	<b>4</b>	<b>5</b>	<b>6</b>	<b>7</b>	<b>8</b>	<b>9</b>	<b>10</b>	
1	1:13.27	1:13.52	1:10.87	1:11.46	1:14.84	1:12.65	1:10.83	1:11.30	1:11.43	1:11.77	
<b>75</b>	<b>Matt WALTON</b>										
<b>Lap</b>	<b>1</b>	<b>2</b>	<b>3</b>	<b>4</b>	<b>5</b>	<b>6</b>	<b>7</b>	<b>8</b>	<b>9</b>	<b>10</b>	
1	1:19.64	1:12.27	1:11.51	1:22.21	3:25.55	1:12.30	1:15.21	1:08.64	1:07.87	1:08.23	
<b>95</b>	<b>Eamonn LEDWIDGE</b>										
<b>Lap</b>	<b>1</b>	<b>2</b>	<b>3</b>	<b>4</b>	<b>5</b>	<b>6</b>	<b>7</b>	<b>8</b>	<b>9</b>	<b>10</b>	
1	1:15.82	1:18.13	1:13.77	1:13.61	1:12.35	1:11.15	1:10.46	1:12.52	1:13.96	1:11.28	
11	1:11.22	1:11.52									
<b>154</b>	<b>Robert FROST</b>										
<b>Lap</b>	<b>1</b>	<b>2</b>	<b>3</b>	<b>4</b>	<b>5</b>	<b>6</b>	<b>7</b>	<b>8</b>	<b>9</b>	<b>10</b>	
1	1:21.54	1:16.26	1:10.29	1:10.24	1:08.87	1:08.99	1:09.80	1:12.01	1:09.77	1:08.94	
11	1:07.28	1:07.75									

---

**166 Alan JONES**

Lap	1	2	3	4	5	6	7	8	9	10
1	1:27.00	1:18.76	1:18.34	1:14.75	1:08.73	1:07.19	1:09.34	1:07.62	1:06.52	1:08.22
11	1:07.25	1:08.21								

---


**167 Peter DOD**

Lap	1	2	3	4	5	6	7	8	9	10
1	1:10.72	1:10.85	1:09.83	1:09.78	1:11.31	1:09.30				


---

**177 Roy DAVIS**

Lap	1	2	3	4	5	6	7	8	9	10
1	1:26.82	1:21.41	1:20.72	1:44.30						



# RACE GRID



## Bernie's V8 Series / SRGT Challenge featuring Crossle Driver's Club

### Race 1

ROW 14	28		27	<b>96</b>	Christopher RICHARDSO
ROW 13	26	<b>64</b>	Andrew KNIGHT	25	<b>54</b> 01:30.870 Christopher RIDGE
ROW 12	24	<b>177</b> 01:20.720 Roy DAVIS	23	<b>22</b> 01:13.760 Marcus BICKNELL	
ROW 11	22	<b>1</b> 01:13.100 Mark BOWD	21	<b>74</b> 01:10.830 Peter CARTER	
ROW 10	20	<b>95</b> 01:10.460 Eamonn LEDWIDGE	19	<b>20</b> 01:10.390 Ian WILSON	
ROW 9	18	<b>167</b> 01:09.300 Peter DOD	17	<b>9</b> 01:09.160 Peter SAMUELS	
ROW 8	16	<b>27</b> 01:09.080 Martin REYNOLDS	15	<b>75</b> 01:07.870 Matt WALTON	
ROW 7	14	<b>154</b> 01:07.280 Robert FROST	13	<b>166</b> 01:06.520 Alan JONES	
ROW 6	12	<b>66</b> 01:06.350 Andrew LAMBERT	11	<b>56</b> 01:05.610 Matt HOLBEN	
ROW 5	10	<b>71</b> 01:05.090 Lee BARNARD	9	<b>55</b> 01:04.930 Jason CLEGG	
ROW 4	8	<b>11</b> 01:04.930 David KEMPTON	7	<b>3</b> 01:04.540 Mark HOBBS	
ROW 3	6	<b>39</b> 01:04.370 Cheng LIM	5	<b>42</b> 01:04.350 John TAYLOR	
ROW 2	4	<b>50</b> 01:04.260 Richard DE BLABY	3	<b>37</b> 01:04.100 Matthew EVANS	
ROW 1	2	<b>4</b> 01:03.140 Gwyn POLLARD	1	<b>52</b> 01:01.930 Steve OUGH	

POLE







## Bernie's V8 Series / SRGT Challenge featuring Crossle Driver's Club

### Qualifying 1 Second Best Times

Pl	No	Cl	Name	Car	Laps	2nd Best on Lap
1	52	CDC	Steve OUGH	Crossle 9S	14	1:02.48 7
2	4	CDC	Gwyn POLLARD	Crossle 9S	14	1:03.70 11
3	50	CDC	Richard DE BLABY	Crossle 9S	13	1:04.45 12
4	37	Inv	Matthew EVANS	BMW M3	13	1:04.56 13
5	3	CDC	Mark HOBBS	Crossle 9S	9	1:04.95 2
6	55	HM	Jason CLEGG	TVR Tuscan SP6	11	1:05.09 9
7	42	CDC	John TAYLOR	Crossle 9S	10	1:05.11 9
8	11	HM	David KEMPTON	BMW E46 M3 4-door	12	1:05.12 11
9	39	HM	Cheng LIM	RAM SC	12	1:05.29 11
10	71	HM	Lee BARNARD	MGB GT V8	13	1:05.61 10
11	56	HM	Matt HOLBEN	TVR Tuscan	13	1:05.77 10
12	66	HM	Andrew LAMBERT	RAM Cobra	12	1:07.15 12
13	166	HM	Alan JONES	TVR Sagaris	12	1:07.19 6
14	154	HM	Robert FROST	Dax Tojiero	12	1:07.75 12
15	75	M	Matt WALTON	MGB GT	10	1:08.23 10
16	9	M	Peter SAMUELS	MG BGT V8	12	1:09.25 12
17	167	HM	Peter DOD/NO TRANSPONDER - CHECK LOCATION	Sunbeam Tiger	6	1:09.78 4
18	27	M	Martin REYNOLDS	Sebring V8	12	1:10.37 10
19	74	HM	Peter CARTER	MGB V8	10	1:10.87 3
20	20	SR	Ian WILSON	TVR Tasmin	11	1:11.03 8
21	95	CDC	Eamonn LEDWIDGE	Crossle 9S	12	1:11.15 6
22	1	M	Mark BOWD	Ford GT40	12	1:13.59 9
23	22	M	Marcus BICKNELL/NO TRANSPONDER	Ford Mustang Mach 1	11	1:13.85 8
24	177	SR	Roy DAVIS	Triumph GT6	4	1:21.41 2
25	54	HM	Christopher RIDGE	TVR Tuscan	1	0

#### Not-Seen

64	HM	Andrew KNIGHT	Pontiac ASCAR
8	M	Simeon CHODOSH	Chevrolet Corvette
96	HM	Christopher RICHARDSON	Ford ASCAR

Weather / Track:

Start Time : 09:38

Silverstone National

05 May 18 09:57

Clerk of Course :	Time Issued :	Chief Timekeeper : Terry Stevens
-------------------	---------------	----------------------------------

THESE RESULTS REMAIN PROVISIONAL FOR A MINIMUM OF 30 MINUTES FROM THE TIME OF ISSUE AND UNTIL ALL JUDICIAL AND TECHNICAL MATTERS HAVE BEEN SETTLED.

Results produced on HS Sports Timing and Results Systems. Results online at [www.750MC.co.uk](http://www.750MC.co.uk)










# RACE GRID



## Bernie's V8 Series / SRGT Challenge featuring Crossle Driver's Club

### Race 6

ROW 14	28		27	<b>96</b>	Christopher RICHARDSO
ROW 13	26	<b>64</b>	Andrew KNIGHT	25	<b>167</b> Nathan DOD
ROW 12	24	<b>54</b>	Christopher RIDGE	23	<b>177</b> 01:21.410 Roy DAVIS
ROW 11	22	<b>22</b>	01:13.850 Marcus BICKNELL	21	<b>1</b> 01:13.590 Mark BOWD
ROW 10	20	<b>95</b>	01:11.150 Eamonn LEDWIDGE	19	<b>20</b> 01:11.030 Ian WILSON
ROW 9	18	<b>74</b>	01:10.870 Peter CARTER	17	<b>27</b> 01:10.370 Martin REYNOLDS
ROW 8	16	<b>9</b>	01:09.250 Peter SAMUELS	15	<b>75</b> 01:08.230 Matt WALTON
ROW 7	14	<b>154</b>	01:07.750 Robert FROST	13	<b>166</b> 01:07.190 Alan JONES
ROW 6	12	<b>66</b>	01:07.150 Andrew LAMBERT	11	<b>56</b> 01:05.770 Matt HOLBEN
ROW 5	10	<b>71</b>	01:05.610 Lee BARNARD	9	<b>39</b> 01:05.290 Cheng LIM
ROW 4	8	<b>11</b>	01:05.120 David KEMPTON	7	<b>42</b> 01:05.110 John TAYLOR
ROW 3	6	<b>55</b>	01:05.090 Jason CLEGG	5	<b>3</b> 01:04.950 Mark HOBBS
ROW 2	4	<b>37</b>	01:04.560 Matthew EVANS	3	<b>50</b> 01:04.450 Richard DE BLABY
ROW 1	2	<b>4</b>	01:03.700 Gwyn POLLARD	1	<b>52</b> 01:02.480 Steve OUGH
<b>POLE</b>					

