

BRITISH HISTORIC RACING

MALLORY PARK RESULTS

**Saturday 13th / Sunday 14th April
2019**

RESULTS BY



**HS Sports Ltd
Varey Road, Eaton Bank Trading Estate
Congleton, Cheshire CW12 1UW
Tel. +44 (0)1260 275708
Fax +44 (0)1260 278352
www.hssports.co.uk**

BRITISH HISTORIC RACING

EVENTS 2, 3, 4, 11, 23, 31 & MZ Supa5

RESULT - RACE 1

PI	No	Evt	Name	Machine	Laps	Time	Behind	MPH	Best Lap on	MPH
1	10	23	Oliver COOPER	Honda RS125	8	8:14.99		80.87	59.22	3 84.50
2	195	4	Graham BULLER	Norton 40M 349	8	8:33.36	18.37	77.98	1:02.86	2 79.61
3	36	11	Ian SCUTT	BSA Bantam 125	8	8:39.18	24.19	77.11	1:02.28	2 80.35
4	94	3	Geoff MILLS	Ducati Harrison 250	8	8:39.38	24.39	77.08	1:03.66	2 78.61
5	47	2	Mervyn STRATFORD	Rudge 249	8	8:39.97	24.98	76.99	1:03.04	5 79.38
6	233	11	Tom SNOW	BSA Bantam 125	8	8:41.80	26.81	76.72	1:02.60	2 79.94
7	148	23	Reg SQUIRES	Honda RS125	8	8:46.99	32.00	75.96	1:03.30	2 79.05
8	100	3	Andy HUNT	Ducati Steelcraft 250	8	9:03.00	48.01	73.72	1:04.16	2 77.99
9	9	23	William GRANT	Honda RS 124	8	9:10.23	55.24	72.76	1:05.23	6 76.71
10	150	11	Robert DUESBURY	BSA Bantam	7	8:18.17	1 Lap	70.31	1:08.81	4 72.72
11	248	3	Andrew PIGGOTT	Ducati MKIII 250	7	8:18.67	1 Lap	70.24	1:08.55	2 73.00
12	118	MZ	Charlie OLLIS	MZ TS250/1	7	8:21.34	1 Lap	69.87	1:09.31	5 72.20
13	24	11	Joao QUINTANEIRO	BSA Bantam 175	7	8:22.69	1 Lap	69.68	1:09.69	7 71.80
14	52	11	Robbie BROWN	BSA Bantam 183	7	8:23.58	1 Lap	69.56	1:09.48	6 72.02
15	22	3	Rod GRAHAM	Ducati Daytona 250	7	8:27.15	1 Lap	69.07	1:10.29	5 71.19
16	223	11	Andrew FRASER	BSA Bantam 125	7	8:33.74	1 Lap	68.18	1:10.94	4 70.54
17	295	MZ	Charles OLLIS	MZ Supa 5 250	7	8:54.70	1 Lap	65.51	1:12.63	7 68.90
18	85	MZ	Douglas SHERBOURNE	MZ Supa 5 249	7	8:55.69	1 Lap	65.39	1:13.10	7 68.45
19	231	MZ	Philip SMITH	MZ TS250/1	7	9:02.25	1 Lap	64.60	1:14.40	4 67.26
20	109	4	John FIELDHOUSE	Velocette Viper 350	7	9:17.11	1 Lap	62.87	1:16.93	7 65.05
21	177	31	Anthony HAZLEDINE	Egl - Vincent Comet 500	7	9:19.90	1 Lap	62.56	1:17.14	7 64.87
22	190	31	Tony GREEN	Velocette Mac 350	7	9:22.06	1 Lap	62.32	1:17.81	6 64.31
23	192	11	Ken WRIGHT	BSA Bantam 190	6	8:24.40	2 Laps	59.52	1:20.67	4 62.03
24	220	11	Andrew CATTELL	BSA Bantam 175	6	8:40.60	2 Laps	57.67	1:24.23	6 59.41
Not-Classified										
	61	3	Ian BAINBRIDGE	Cotton Telstar 249	3	3:30.69	DNF	71.25	1:07.29	2 74.36
Fastest Lap										
	10	23	Oliver COOPER	Honda RS125					59.22	3 84.50

Start Time : 11:09

Mallory Park

13 Apr 19 11:20

Clerk of Course :

Time Issued :

Chief Timekeeper : Graham Marshall

THESE RESULTS ARE PROVISIONAL UNTIL THE CONCLUSION OF ANY JUDICIAL AND TECHNICAL MATTERS

HS Sports Timing and Results Systems - Results and Lap Times at www.hssports.co.uk

BRITISH HISTORIC RACING

RESULT - RACE 1

EVENT 11

PI	No	Evt	Name	Machine	Laps	Time	MPH	Best Lap on	MPH
1	36	11	Ian SCUTT	BSA Bantam 125	8	8:39.18	77.11	1:02.28	2 80.35
2	233	11	Tom SNOW	BSA Bantam 125	8	8:41.80	76.72	1:02.60	2 79.94
3	150	11	Robert DUESBURY	BSA Bantam	7	8:18.17	70.31	1:08.81	4 72.72
4	24	11	Joao QUINTANEIRO	BSA Bantam 175	7	8:22.69	69.68	1:09.69	7 71.80
5	52	11	Robbie BROWN	BSA Bantam 183	7	8:23.58	69.56	1:09.48	6 72.02
6	223	11	Andrew FRASER	BSA Bantam 125	7	8:33.74	68.18	1:10.94	4 70.54
7	192	11	Ken WRIGHT	BSA Bantam 190	6	8:24.40	59.52	1:20.67	4 62.03
8	220	11	Andrew CATTELL	BSA Bantam 175	6	8:40.60	57.67	1:24.23	6 59.41

Fastest Lap

36 11 Ian SCUTT BSA Bantam 125 1:02.28 2 80.35

EVENT 2

PI	No	Evt	Name	Machine	Laps	Time	MPH	Best Lap on	MPH
1	47	2	Mervyn STRATFORD	Rudge 249	8	8:39.97	76.99	1:03.04	5 79.38

Fastest Lap

47 2 Mervyn STRATFORD Rudge 249 1:03.04 5 79.38

EVENT 23

PI	No	Evt	Name	Machine	Laps	Time	MPH	Best Lap on	MPH
1	10	23	Oliver COOPER	Honda RS125	8	8:14.99	80.87	59.22	3 84.50
2	148	23	Reg SQUIRES	Honda RS125	8	8:46.99	75.96	1:03.30	2 79.05
3	9	23	William GRANT	Honda RS 124	8	9:10.23	72.76	1:05.23	6 76.71

Fastest Lap

10 23 Oliver COOPER Honda RS125 59.22 3 84.50

Start Time : 11:09

Mallory Park

13 Apr 19 11:20

Clerk of Course :

Time Issued :

Chief Timekeeper : Graham Marshall

THESE RESULTS ARE PROVISIONAL UNTIL THE CONCLUSION OF ANY JUDICIAL AND TECHNICAL MATTERS

HS Sports Timing and Results Systems - Results and Lap Times at www.hssports.co.uk

BRITISH HISTORIC RACING

RESULT - RACE 1

EVENT 3

PI	No	Evt	Name	Machine	Laps	Time	MPH	Best Lap on	MPH
1	94	3	Geoff MILLS	Ducati Harrison 250	8	8:39.38	77.08	1:03.66	2 78.61
2	100	3	Andy HUNT	Ducati Steelcraft 250	8	9:03.00	73.72	1:04.16	2 77.99
3	248	3	Andrew PIGGOTT	Ducati MKIII 250	7	8:18.67	70.24	1:08.55	2 73.00
4	22	3	Rod GRAHAM	Ducati Daytona 250	7	8:27.15	69.07	1:10.29	5 71.19
<u>Not-Classified</u>									
	61	3	Ian BAINBRIDGE	Cotton Telstar 249	3	3:30.69	DNF	71.25	1:07.29 2 74.36
<u>Fastest Lap</u>									
	94	3	Geoff MILLS	Ducati Harrison 250				1:03.66	2 78.61

EVENT 31

PI	No	Evt	Name	Machine	Laps	Time	MPH	Best Lap on	MPH
1	177	31	Anthony HAZLEDINE	Egl - Vincent Comet 500	7	9:19.90	62.56	1:17.14	7 64.87
2	190	31	Tony GREEN	Velocette Mac 350	7	9:22.06	62.32	1:17.81	6 64.31
<u>Fastest Lap</u>									
	177	31	Anthony HAZLEDINE	Egl - Vincent Comet 500				1:17.14	7 64.87

EVENT 4

PI	No	Evt	Name	Machine	Laps	Time	MPH	Best Lap on	MPH
1	195	4	Graham BULLER	Norton 40M 349	8	8:33.36	77.98	1:02.86	2 79.61
2	109	4	John FIELDHOUSE	Velocette Viper 350	7	9:17.11	62.87	1:16.93	7 65.05
<u>Fastest Lap</u>									
	195	4	Graham BULLER	Norton 40M 349				1:02.86	2 79.61

Start Time : 11:09

Mallory Park

13 Apr 19 11:20

Clerk of Course :

Time Issued :

Chief Timekeeper : Graham Marshall

THESE RESULTS ARE PROVISIONAL UNTIL THE CONCLUSION OF ANY JUDICIAL AND TECHNICAL MATTERS

HS Sports Timing and Results Systems - Results and Lap Times at www.hssports.co.uk

BRITISH HISTORIC RACING

RESULT - RACE 1

EVENT MZ

PI	No	Evt	Name	Machine	Laps	Time	MPH	Best Lap on	MPH
1	118	MZ	Charlie OLLIS	MZ TS250/1	7	8:21.34	69.87	1:09.31	5 72.20
2	295	MZ	Charles OLLIS	MZ Supa 5 250	7	8:54.70	65.51	1:12.63	7 68.90
3	85	MZ	Douglas SHERBOURNE	MZ Supa 5 249	7	8:55.69	65.39	1:13.10	7 68.45
4	231	MZ	Philip SMITH	MZ TS250/1	7	9:02.25	64.60	1:14.40	4 67.26

Fastest Lap

118 MZ Charlie OLLIS MZ TS250/1 1:09.31 5 72.20

Start Time : 11:09

Mallory Park

13 Apr 19 11:20

Clerk of Course :

Time Issued :

Chief Timekeeper : Graham Marshall

THESE RESULTS ARE PROVISIONAL UNTIL THE CONCLUSION OF ANY JUDICIAL AND TECHNICAL MATTERS

HS Sports Timing and Results Systems - Results and Lap Times at www.hssports.co.uk

EVENTS 2, 3, 4, 11, 23, 31 & MZ Supa5

LAP TIMES - RACE 1

9	William GRANT										
	Lap	1	2	3	4	5	6	7	8	9	10
	1	1:23.39	1:08.78	1:07.19	1:07.14	1:05.45	1:05.23	1:05.55	1:07.50		
10	Oliver COOPER										
	Lap	1	2	3	4	5	6	7	8	9	10
	1	1:09.14	1:00.40	59.22	59.52	1:03.27	59.82	1:02.38	1:01.24		
22	Rod GRAHAM										
	Lap	1	2	3	4	5	6	7	8	9	10
	1	1:19.99	1:10.98	1:11.73	1:11.49	1:10.29	1:10.73	1:11.94			
24	Joao QUINTANEIRO										
	Lap	1	2	3	4	5	6	7	8	9	10
	1	1:21.70	1:10.20	1:10.24	1:10.52	1:10.61	1:09.73	1:09.69			
36	Ian SCUTT										
	Lap	1	2	3	4	5	6	7	8	9	10
	1	1:13.45	1:02.28	1:02.73	1:03.03	1:03.66	1:04.16	1:05.05	1:04.82		
47	Mervyn STRATFORD										
	Lap	1	2	3	4	5	6	7	8	9	10
	1	1:14.53	1:03.85	1:03.49	1:03.81	1:03.04	1:04.44	1:03.75	1:03.06		
52	Robbie BROWN										
	Lap	1	2	3	4	5	6	7	8	9	10
	1	1:21.25	1:11.59	1:10.96	1:10.24	1:09.60	1:09.48	1:10.46			
61	Ian BAINBRIDGE										
	Lap	1	2	3	4	5	6	7	8	9	10
	1	1:15.46	1:07.29	1:07.94							
85	Douglas SHERBOURNE										
	Lap	1	2	3	4	5	6	7	8	9	10
	1	1:25.29	1:15.45	1:14.86	1:15.36	1:16.23	1:15.40	1:13.10			
94	Geoff MILLS										
	Lap	1	2	3	4	5	6	7	8	9	10
	1	1:10.34	1:03.66	1:03.81	1:04.53	1:03.71	1:03.80	1:05.42	1:04.11		
100	Andy HUNT										
	Lap	1	2	3	4	5	6	7	8	9	10
	1	1:07.76	1:04.16	1:10.02	1:08.21	1:08.69	1:07.73	1:08.60	1:07.83		
109	John FIELDHOUSE										
	Lap	1	2	3	4	5	6	7	8	9	10
	1	1:24.97	1:18.80	1:20.26	1:18.66	1:19.35	1:18.14	1:16.93			
118	Charlie OLLIS										
	Lap	1	2	3	4	5	6	7	8	9	10
	1	1:22.24	1:10.42	1:10.73	1:09.67	1:09.31	1:09.41	1:09.56			

148	Reg SQUIRES										
	Lap	1	2	3	4	5	6	7	8	9	10
	1	1:15.80	1:03.30	1:03.42	1:05.51	1:04.93	1:05.47	1:04.17	1:04.39		
150	Robert DUESBURY										
	Lap	1	2	3	4	5	6	7	8	9	10
	1	1:20.89	1:09.84	1:09.21	1:08.81	1:10.07	1:09.92	1:09.43			
177	Anthony HAZLEDINE										
	Lap	1	2	3	4	5	6	7	8	9	10
	1	1:28.29	1:19.18	1:20.06	1:19.08	1:18.62	1:17.53	1:17.14			
190	Tony GREEN										
	Lap	1	2	3	4	5	6	7	8	9	10
	1	1:26.21	1:20.09	1:19.97	1:19.30	1:19.99	1:17.81	1:18.69			
192	Ken WRIGHT										
	Lap	1	2	3	4	5	6	7	8	9	10
	1	1:35.21	1:21.54	1:22.26	1:20.67	1:23.62	1:21.10				
195	Graham BULLER										
	Lap	1	2	3	4	5	6	7	8	9	10
	1	1:09.47	1:02.86	1:02.90	1:03.48	1:03.77	1:03.76	1:03.53	1:03.59		
220	Andrew CATTELL										
	Lap	1	2	3	4	5	6	7	8	9	10
	1	1:37.15	1:24.98	1:25.15	1:24.39	1:24.70	1:24.23				
223	Andrew FRASER										
	Lap	1	2	3	4	5	6	7	8	9	10
	1	1:24.86	1:11.27	1:11.71	1:10.94	1:11.53	1:11.30	1:12.13			
231	Philip SMITH										
	Lap	1	2	3	4	5	6	7	8	9	10
	1	1:26.71	1:17.21	1:17.39	1:14.40	1:14.80	1:15.45	1:16.29			
233	Tom SNOW										
	Lap	1	2	3	4	5	6	7	8	9	10
	1	1:14.59	1:02.60	1:04.36	1:03.62	1:04.14	1:04.16	1:04.76	1:03.57		
248	Andrew PIGGOTT										
	Lap	1	2	3	4	5	6	7	8	9	10
	1	1:17.38	1:08.55	1:08.99	1:09.73	1:10.56	1:10.42	1:13.04			
295	Charles OLLIS										
	Lap	1	2	3	4	5	6	7	8	9	10
	1	1:27.74	1:16.77	1:17.14	1:12.84	1:13.09	1:14.49	1:12.63			

Lap Chart

EVENTS 2, 3, 4, 11, 23, 31 & MZ Supa5 - RACE 1

Lap 1		Lap 2		Lap 3		Lap 4		Lap 5		Lap 6		Lap 7		Lap 8		Lap 9		Lap 10	
No	Time	No	Time	No	Time	No	Time	No	Time	No	Time	No	Time	No	Time	No	Time	No	Time
100	1:07.76	10	2:09.54	10	3:08.76	10	4:08.28	10	5:11.55	10	6:11.37	10	7:13.75	10	8:14.99				
10	1:09.14	100	2:11.92	195	3:15.23	195	4:18.71	295	5:14.49 *1	195	6:26.24	22	7:15.21 *1	150	8:18.17 *1				
195	1:09.47	195	2:12.33	94	3:17.81	192	4:19.01 *1	231	5:15.71 *1	85	6:27.19 *1	220	7:16.37 *2	248	8:18.67 *1				
94	1:10.34	94	2:14.00	36	3:18.46	36	4:21.49	195	5:22.48	295	6:27.58 *1	223	7:21.61 *1	118	8:21.34 *1				
36	1:13.45	36	2:15.73	233	3:21.55	94	4:22.34	109	5:22.69 *1	36	6:29.31	195	7:29.77	24	8:22.69 *1				
47	1:14.53	233	2:17.19	47	3:21.87	233	4:25.17	36	5:25.15	94	6:29.85	36	7:34.36	52	8:23.58 *1				
233	1:14.59	47	2:18.38	100	3:21.94	47	4:25.68	190	5:25.57 *1	231	6:30.51 *1	94	7:35.27	192	8:24.40 *2				
61	1:15.46	148	2:19.10	148	3:22.52	220	4:27.28 *1	94	5:26.05	47	6:33.16	47	7:36.91	22	8:27.15 *1				
148	1:15.80	61	2:22.75	61	3:30.69	148	4:28.03	177	5:26.61 *1	233	6:33.47	233	7:38.23	195	8:33.36				
248	1:17.38	248	2:25.93	248	3:34.92	100	4:30.15	47	5:28.72	148	6:38.43	295	7:42.07 *1	223	8:33.74 *1				
22	1:19.99	150	2:30.73	9	3:39.36	248	4:44.65	233	5:29.31	109	6:42.04 *1	85	7:42.59 *1	36	8:39.18				
150	1:20.89	22	2:30.97	150	3:39.94	9	4:46.50	148	5:32.96	177	6:45.23 *1	148	7:42.60	94	8:39.38				
52	1:21.25	24	2:31.90	24	3:42.14	150	4:48.75	100	5:38.84	190	6:45.56 *1	231	7:45.96 *1	47	8:39.97				
24	1:21.70	9	2:32.17	22	3:42.70	24	4:52.66	192	5:39.68 *1	100	6:46.57	100	7:55.17	220	8:40.60 *2				
118	1:22.24	118	2:32.66	118	3:43.39	118	4:53.06	220	5:51.67 *1	9	6:57.18	109	8:00.18 *1	233	8:41.80				
9	1:23.39	52	2:32.84	52	3:43.80	52	4:54.04	9	5:51.95	192	7:03.30 *1	9	8:02.73	148	8:46.99				
223	1:24.86	223	2:36.13	223	3:47.84	22	4:54.19	248	5:55.21	248	7:05.63	177	8:02.76 *1	295	8:54.70 *1				
109	1:24.97	85	2:40.74	85	3:55.60	223	4:58.78	150	5:58.82	150	7:08.74	190	8:03.37 *1	85	8:55.69 *1				
85	1:25.29	109	2:43.77	231	4:01.31	85	5:10.96	118	6:02.37	118	7:11.78			231	9:02.25 *1				
190	1:26.21	231	2:43.92	295	4:01.65			24	6:03.27	24	7:13.00			100	9:03.00				
231	1:26.71	295	2:44.51	109	4:04.03			52	6:03.64	52	7:13.12			9	9:10.23				
295	1:27.74	190	2:46.30	190	4:06.27			22	6:04.48					109	9:17.11 *1				
177	1:28.29	177	2:47.47	177	4:07.53			223	6:10.31					177	9:19.90 *1				
192	1:35.21	192	2:56.75											190	9:22.06 *1				
220	1:37.15	220	3:02.13																

BRITISH HISTORIC RACING

EVENTS 1, 5, 6 & 14

RESULT - RACE 2

PI	No	Evt	Name	Machine	Laps	Time	Behind	MPH	Best Lap on	MPH
1	34	14	James MORALEE	Honda K4 350	8	8:02.30		83.00	58.94	6 84.90
2	262	14	Daniel PRITCHARD	Suzuki T500	8	8:04.04	1.74	82.70	59.34	8 84.33
3	108	14	Andrew WIDDOWSON	Suzuki GSX400R	8	8:14.65	12.35	80.93	1:00.34	2 82.93
4	56	14	Matthew HEBB	Honda K4 350	8	8:14.99	12.69	80.87	1:00.65	2 82.51
5	125	5	Andy MOLNAR	Norton Manx 499	8	8:24.55	22.25	79.34	1:01.24	4 81.71
6	74	5	Dave MATRAVERS	Seeley AJS 7R 350	8	8:25.62	23.32	79.17	1:00.44	8 82.79
7	59	6	Jack HEBB	Norton Manx 499	8	8:32.93	30.63	78.05	1:02.24	2 80.40
8	100	5	Andy HUNT	Ducati 350	8	8:33.53	31.23	77.95	1:02.13	7 80.54
9	142	5	Steve HANDS	BSA Goldstar 350	8	8:34.77	32.47	77.77	1:02.12	7 80.55
10	196	14	Terence SANSOM	Honda K4 350	8	8:37.70	35.40	77.33	1:03.64	7 78.63
11	57	5	Jack SCRIVENER	Aermacchi Ala D'Oro	8	8:38.17	35.87	77.26	1:02.51	7 80.05
12	32	14	Rob STAFFORD	Suzuki X7 280	8	8:39.33	37.03	77.08	1:03.39	4 78.94
13	294	14	Simon COLLINS	Honda CB350 K4	8	8:39.37	37.07	77.08	1:03.37	3 78.96
14	84	5	Peter CARROLL	Aermacchi Metisse 350	8	8:43.75	41.45	76.43	1:03.22	6 79.15
15	24	14	Joao QUINTANEIRO	Yamaha SR500	8	8:55.99	53.69	74.69	1:05.30	4 76.63
16	87	14	Shaun MULLIGAN	Yamaha SR500	8	9:01.17	58.87	73.97	1:06.17	4 75.62
17	76	14	Roy PHIPPS	Honda K4 412	8	9:02.67	1:00.37	73.77	1:05.86	7 75.98
18	234	5	David LINSDELL	Ducati Sebring 350	7	8:12.73	1 Lap	71.09	1:07.93	7 73.66
19	20	5	Benjamin HEATON	Aermacchi Ala D'Oro	7	8:13.46	1 Lap	70.98	1:08.57	7 72.98
20	263	14	Michael GATHER	Yamaha XS500	7	8:14.03	1 Lap	70.90	1:08.83	7 72.70
21	298	1	Samuel PAGE	Velocette Mac 350	7	8:18.05	1 Lap	70.33	1:08.73	4 72.81
22	258	14	Darin MILLS	Suzuki T20 249	7	8:26.17	1 Lap	69.20	1:10.03	6 71.46
23	91	1	Kevin THURSTON	Velocette MAC 350	7	8:32.82	1 Lap	68.30	1:10.60	4 70.88
24	246	1	David DALE	Rudge Sports Special 50	7	8:38.06	1 Lap	67.61	1:11.26	7 70.22
25	131	14	Paul HEALEY	Honda CB350 K4	7	8:39.56	1 Lap	67.42	1:10.86	4 70.62
26	190	1	Tony GREEN	Velocette Mac 350	7	9:10.78	1 Lap	63.60	1:16.18	5 65.69

Not-Classified

47	1	Mervyn STRATFORD	Rudge 261	4	4:33.46	DNF	73.20	1:04.15	3	78.00
178	1	Chris WICKETT	Velocette KSS350	1	1:32.76	DNF	53.95		0	0.00

Fastest Lap

34	14	James MORALEE	Honda K4 350					58.94	6	84.90
----	----	---------------	--------------	--	--	--	--	-------	---	-------

Start Time : 11:40

Mallory Park

13 Apr 19 12:17

Clerk of Course :

Time Issued :

Chief Timekeeper : Graham Marshall

THESE RESULTS ARE PROVISIONAL UNTIL THE CONCLUSION OF ANY JUDICIAL AND TECHNICAL MATTERS

HS Sports Timing and Results Systems - Results and Lap Times at www.hssports.co.uk

BRITISH HISTORIC RACING

RESULT - RACE 2

EVENT 1

PI	No	Evt	Name	Machine	Laps	Time	MPH	Best Lap on	MPH
1	298	1	Samuel PAGE	Velocette Mac 350	7	8:18.05	70.33	1:08.73	4 72.81
2	91	1	Kevin THURSTON	Velocette MAC 350	7	8:32.82	68.30	1:10.60	4 70.88
3	246	1	David DALE	Rudge Sports Special 50	7	8:38.06	67.61	1:11.26	7 70.22
4	190	1	Tony GREEN	Velocette Mac 350	7	9:10.78	63.60	1:16.18	5 65.69
<u>Not-Classified</u>									
	47	1	Mervyn STRATFORD	Rudge 261	4	4:33.46	DNF 73.20	1:04.15	3 78.00
	178	1	Chris WICKETT	Velocette KSS350	1	1:32.76	DNF 53.95		0 0.00
<u>Fastest Lap</u>									
	47	1	Mervyn STRATFORD	Rudge 261				1:04.15	3 78.00

EVENT 14

PI	No	Evt	Name	Machine	Laps	Time	MPH	Best Lap on	MPH
1	34	14	James MORALEE	Honda K4 350	8	8:02.30	83.00	58.94	6 84.90
2	262	14	Daniel PRITCHARD	Suzuki T500	8	8:04.04	82.70	59.34	8 84.33
3	108	14	Andrew WIDDOWSON	Suzuki GSX400R	8	8:14.65	80.93	1:00.34	2 82.93
4	56	14	Matthew HEBB	Honda K4 350	8	8:14.99	80.87	1:00.65	2 82.51
5	196	14	Terence SANSOM	Honda K4 350	8	8:37.70	77.33	1:03.64	7 78.63
6	32	14	Rob STAFFORD	Suzuki X7 280	8	8:39.33	77.08	1:03.39	4 78.94
7	294	14	Simon COLLINS	Honda CB350 K4	8	8:39.37	77.08	1:03.37	3 78.96
8	24	14	Joao QUINTANEIRO	Yamaha SR500	8	8:55.99	74.69	1:05.30	4 76.63
9	87	14	Shaun MULLIGAN	Yamaha SR500	8	9:01.17	73.97	1:06.17	4 75.62
10	76	14	Roy PHIPPS	Honda K4 412	8	9:02.67	73.77	1:05.86	7 75.98
11	263	14	Michael GATHER	Yamaha XS500	7	8:14.03	70.90	1:08.83	7 72.70
12	258	14	Darin MILLS	Suzuki T20 249	7	8:26.17	69.20	1:10.03	6 71.46
13	131	14	Paul HEALEY	Honda CB350 K4	7	8:39.56	67.42	1:10.86	4 70.62
<u>Fastest Lap</u>									
	34	14	James MORALEE	Honda K4 350				58.94	6 84.90

Start Time : 11:40

Mallory Park

13 Apr 19 12:17

Clerk of Course :

Time Issued :

Chief Timekeeper : Graham Marshall

THESE RESULTS ARE PROVISIONAL UNTIL THE CONCLUSION OF ANY JUDICIAL AND TECHNICAL MATTERS

HS Sports Timing and Results Systems - Results and Lap Times at www.hssports.co.uk

BRITISH HISTORIC RACING

RESULT - RACE 2

EVENT 5

PI	No	Evt	Name	Machine	Laps	Time	MPH	Best Lap on	MPH
1	125	5	Andy MOLNAR	Norton Manx 499	8	8:24.55	79.34	1:01.24	4 81.71
2	74	5	Dave MATRAVERS	Seeley AJS 7R 350	8	8:25.62	79.17	1:00.44	8 82.79
3	100	5	Andy HUNT	Ducati 350	8	8:33.53	77.95	1:02.13	7 80.54
4	142	5	Steve HANDS	BSA Goldstar 350	8	8:34.77	77.77	1:02.12	7 80.55
5	57	5	Jack SCRIVENER	Aermacchi Ala D'Oro	8	8:38.17	77.26	1:02.51	7 80.05
6	84	5	Peter CARROLL	Aermacchi Metisse 350	8	8:43.75	76.43	1:03.22	6 79.15
7	234	5	David LINSDELL	Ducati Sebring 350	7	8:12.73	71.09	1:07.93	7 73.66
8	20	5	Benjamin HEATON	Aermacchi Ala D'Oro	7	8:13.46	70.98	1:08.57	7 72.98

Fastest Lap

74 5 Dave MATRAVERS Seeley AJS 7R 350 1:00.44 8 82.79

EVENT 6

PI	No	Evt	Name	Machine	Laps	Time	MPH	Best Lap on	MPH
1	59	6	Jack HEBB	Norton Manx 499	8	8:32.93	78.05	1:02.24	2 80.40

Fastest Lap

59 6 Jack HEBB Norton Manx 499 1:02.24 2 80.40

Start Time : 11:40

Mallory Park

13 Apr 19 12:17

Clerk of Course :

Time Issued :

Chief Timekeeper : Graham Marshall

THESE RESULTS ARE PROVISIONAL UNTIL THE CONCLUSION OF ANY JUDICIAL AND TECHNICAL MATTERS

HS Sports Timing and Results Systems - Results and Lap Times at www.hssports.co.uk

EVENTS 1, 5, 6 & 14

LAP TIMES - RACE 2

20	Benjamin HEATON										
	Lap	1	2	3	4	5	6	7	8	9	10
	1	1:19.64	1:08.97	1:09.34	1:08.92	1:09.37	1:08.65	1:08.57			
24	Joao QUINTANEIRO										
	Lap	1	2	3	4	5	6	7	8	9	10
	1	1:13.55	1:05.53	1:05.44	1:05.30	1:05.77	1:06.42	1:07.15	1:06.83		
32	Rob STAFFORD										
	Lap	1	2	3	4	5	6	7	8	9	10
	1	1:10.08	1:04.58	1:03.92	1:03.39	1:04.43	1:04.04	1:03.82	1:05.07		
34	James MORALEE										
	Lap	1	2	3	4	5	6	7	8	9	10
	1	1:05.44	59.49	59.62	59.62	59.51	58.94	1:00.59	59.09		
47	Mervyn STRATFORD										
	Lap	1	2	3	4	5	6	7	8	9	10
	1	1:19.15	1:05.65	1:04.15	1:04.51						
56	Matthew HEBB										
	Lap	1	2	3	4	5	6	7	8	9	10
	1	1:06.21	1:00.65	1:00.80	1:00.91	1:01.05	1:01.86	1:02.12	1:01.39		
57	Jack SCRIVENER										
	Lap	1	2	3	4	5	6	7	8	9	10
	1	1:12.29	1:03.70	1:03.63	1:03.40	1:04.67	1:04.62	1:02.51	1:03.35		
59	Jack HEBB										
	Lap	1	2	3	4	5	6	7	8	9	10
	1	1:10.87	1:02.24	1:03.13	1:03.31	1:02.76	1:03.74	1:03.70	1:03.18		
74	Dave MATRAVERS										
	Lap	1	2	3	4	5	6	7	8	9	10
	1	1:11.44	1:03.24	1:03.18	1:02.04	1:01.51	1:00.69	1:03.08	1:00.44		
76	Roy PHIPPS										
	Lap	1	2	3	4	5	6	7	8	9	10
	1	1:15.36	1:06.35	1:06.47	1:08.81	1:06.20	1:05.98	1:05.86	1:07.64		
84	Peter CARROLL										
	Lap	1	2	3	4	5	6	7	8	9	10
	1	1:14.98	1:04.63	1:05.13	1:04.03	1:03.43	1:03.22	1:03.60	1:04.73		
87	Shaun MULLIGAN										
	Lap	1	2	3	4	5	6	7	8	9	10
	1	1:14.40	1:06.54	1:06.85	1:06.17	1:06.53	1:07.41	1:06.54	1:06.73		
91	Kevin THURSTON										
	Lap	1	2	3	4	5	6	7	8	9	10
	1	1:22.71	1:12.16	1:12.61	1:10.60	1:12.03	1:11.01	1:11.70			

100	Andy HUNT										
	Lap	1	2	3	4	5	6	7	8	9	10
	1	1:13.54	1:03.59	1:02.89	1:03.27	1:02.72	1:02.25	1:02.13	1:03.14		
108	Andrew WIDDOWSON										
	Lap	1	2	3	4	5	6	7	8	9	10
	1	1:06.10	1:00.34	1:00.79	1:00.81	1:01.20	1:01.86	1:01.93	1:01.62		
125	Andy MOLNAR										
	Lap	1	2	3	4	5	6	7	8	9	10
	1	1:12.42	1:01.86	1:01.55	1:01.24	1:01.79	1:01.75	1:01.83	1:02.11		
131	Paul HEALEY										
	Lap	1	2	3	4	5	6	7	8	9	10
	1	1:21.64	1:11.58	1:15.67	1:10.86	1:13.11	1:13.10	1:13.60			
142	Steve HANDS										
	Lap	1	2	3	4	5	6	7	8	9	10
	1	1:14.62	1:03.46	1:03.07	1:02.49	1:03.01	1:03.71	1:02.12	1:02.29		
178	Chris WICKETT										
	Lap	1	2	3	4	5	6	7	8	9	10
	1	1:32.76									
190	Tony GREEN										
	Lap	1	2	3	4	5	6	7	8	9	10
	1	1:26.01	1:18.63	1:18.09	1:16.88	1:16.18	1:17.72	1:17.27			
196	Terence SANSOM										
	Lap	1	2	3	4	5	6	7	8	9	10
	1	1:09.29	1:03.68	1:04.68	1:03.93	1:04.09	1:04.03	1:03.64	1:04.36		
234	David LINSDELL										
	Lap	1	2	3	4	5	6	7	8	9	10
	1	1:19.14	1:08.57	1:09.72	1:08.66	1:09.28	1:09.43	1:07.93			
246	David DALE										
	Lap	1	2	3	4	5	6	7	8	9	10
	1	1:22.28	1:11.95	1:14.25	1:12.68	1:13.02	1:12.62	1:11.26			
258	Darin MILLS										
	Lap	1	2	3	4	5	6	7	8	9	10
	1	1:19.72	1:10.83	1:10.24	1:11.07	1:11.31	1:10.03	1:12.97			
262	Daniel PRITCHARD										
	Lap	1	2	3	4	5	6	7	8	9	10
	1	1:04.71	59.79	59.53	1:00.42	59.64	59.69	1:00.92	59.34		
263	Michael GATHER										
	Lap	1	2	3	4	5	6	7	8	9	10
	1	1:17.86	1:09.22	1:09.65	1:08.95	1:09.06	1:10.46	1:08.83			
294	Simon COLLINS										
	Lap	1	2	3	4	5	6	7	8	9	10
	1	1:10.75	1:04.44	1:03.37	1:03.57	1:04.76	1:04.61	1:03.69	1:04.18		

298 Samuel PAGE

Lap	1	2	3	4	5	6	7	8	9	10
1	1:19.88	1:09.76	1:09.63	1:08.73	1:09.78	1:09.38	1:10.89			

Lap Chart

EVENTS 1, 5, 6 & 14 - RACE 2

Lap 1		Lap 2		Lap 3		Lap 4		Lap 5		Lap 6		Lap 7		Lap 8		Lap 9		Lap 10	
No	Time	No	Time	No	Time	No	Time	No	Time	No	Time	No	Time	No	Time	No	Time	No	Time
262	1:04.71	262	2:04.50	262	3:04.03	34	4:04.17	34	5:03.68	34	6:02.62	34	7:03.21	34	8:02.30				
34	1:05.44	34	2:04.93	34	3:04.55	262	4:04.45	262	5:04.09	258	6:03.17 *1	262	7:04.70	262	8:04.04				
108	1:06.10	108	2:06.44	108	3:07.23	108	4:08.04	108	5:09.24	262	6:03.78	234	7:04.80 *1	234	8:12.73 *1				
56	1:06.21	56	2:06.86	56	3:07.66	56	4:08.57	56	5:09.62	91	6:10.11 *1	20	7:04.89 *1	20	8:13.46 *1				
196	1:09.29	196	2:12.97	125	3:15.83	125	4:17.07	125	5:18.86	108	6:11.10	263	7:05.20 *1	263	8:14.03 *1				
32	1:10.08	59	2:13.11	59	3:16.24	59	4:19.55	190	5:19.61 *1	56	6:11.48	298	7:07.16 *1	108	8:14.65				
294	1:10.75	125	2:14.28	196	3:17.65	74	4:19.90	74	5:21.41	131	6:12.86 *1	108	7:13.03	56	8:14.99				
59	1:10.87	32	2:14.66	74	3:17.86	196	4:21.58	59	5:22.31	246	6:14.18 *1	258	7:13.20 *1	298	8:18.05 *1				
74	1:11.44	74	2:14.68	294	3:18.56	32	4:21.97	196	5:25.67	125	6:20.61	56	7:13.60	125	8:24.55				
57	1:12.29	294	2:15.19	32	3:18.58	294	4:22.13	100	5:26.01	74	6:22.10	91	7:21.12 *1	74	8:25.62				
125	1:12.42	57	2:15.99	57	3:19.62	57	4:23.02	32	5:26.40	59	6:26.05	125	7:22.44	258	8:26.17 *1				
100	1:13.54	100	2:17.13	100	3:20.02	100	4:23.29	142	5:26.65	100	6:28.26	74	7:25.18	91	8:32.82 *1				
24	1:13.55	142	2:18.08	142	3:21.15	142	4:23.64	294	5:26.89	196	6:29.70	131	7:25.96 *1	59	8:32.93				
87	1:14.40	24	2:19.08	24	3:24.52	84	4:28.77	57	5:27.69	142	6:30.36	246	7:26.80 *1	100	8:33.53				
142	1:14.62	84	2:19.61	84	3:24.74	24	4:29.82	84	5:32.20	32	6:30.44	59	7:29.75	142	8:34.77				
84	1:14.98	87	2:20.94	87	3:27.79	47	4:33.46	24	5:35.59	294	6:31.50	100	7:30.39	196	8:37.70				
76	1:15.36	76	2:21.71	76	3:28.18	87	4:33.96	87	5:40.49	57	6:32.31	142	7:32.48	246	8:38.06 *1				
263	1:17.86	47	2:24.80	47	3:28.95	76	4:36.99	76	5:43.19	84	6:35.42	196	7:33.34	57	8:38.17				
234	1:19.14	263	2:27.08	263	3:36.73	263	4:45.68	263	5:54.74	190	6:35.79 *1	32	7:34.26	32	8:39.33				
47	1:19.15	234	2:27.71	234	3:37.43	234	4:46.09	234	5:55.37	24	6:42.01	57	7:34.82	294	8:39.37				
20	1:19.64	20	2:28.61	20	3:37.95	20	4:46.87	20	5:56.24	87	6:47.90	294	7:35.19	131	8:39.56 *1				
258	1:19.72	298	2:29.64	298	3:39.27	298	4:48.00	298	5:57.78	76	6:49.17	84	7:39.02	84	8:43.75				
298	1:19.88	258	2:30.55	258	3:40.79	258	4:51.86					24	7:49.16	24	8:55.99				
131	1:21.64	131	2:33.22	91	3:47.48	91	4:58.08					190	7:53.51 *1	87	9:01.17				
246	1:22.28	246	2:34.23	246	3:48.48	131	4:59.75					87	7:54.44	76	9:02.67				
91	1:22.71	91	2:34.87	131	3:48.89	246	5:01.16					76	7:55.03	190	9:10.78 *1				
190	1:26.01	190	2:44.64	190	4:02.73														
178	1:32.76																		

BRITISH HISTORIC RACING

EVENT 18 - B.E.A.R.S.

RESULT - RACE 3

PI	No	Evt	Name	Machine	Laps	Time	Behind	MPH	Best Lap on	MPH
1	98	18	GAGG/ HASE	BMW K100	8	8:33.03		78.03	1:01.81	2 80.96
2	74	18	McCAIN/ HAWKINS	BMW K100	8	8:38.66	5.63	77.18	1:03.43	8 78.89
3	25	18	WHITAKER/ WILKINS	BMW K100	8	8:40.60	7.57	76.90	1:03.53	8 78.77
4	96	18	WILKINS/ CASTLE	BMW K100	8	8:56.85	23.82	74.57	1:05.86	2 75.98
5	67	18	WARNER/ WARNER	BMW K100	8	9:27.32	54.29	70.56	1:08.93	2 72.60
6	92	18	ROOME/ DAVENPORT	BMW K100	8	9:32.66	59.63	69.91	1:09.80	2 71.69
7	24	18	WHITE/ PORTER	BMW K100	8	9:38.70	1:05.67	69.18	1:11.17	2 70.31
8	113	18	STEEL/ STEEL	BMW	7	8:45.86	1 Lap	66.61	1:12.81	4 68.73
9	95	18	BADEN/ HEPWORTH	BMW K100	7	8:47.44	1 Lap	66.41	1:13.95	5 67.67
10	36	18	WEBB/ LEDGER	BMW K100 RT 1000	7	8:57.29	1 Lap	65.19	1:14.58	5 67.10
11	66	18	BIRKETT/ LYONS	BMW K100	7	9:06.71	1 Lap	64.07	1:10.92	3 70.56
12	63	18	WILLIAMS/ SMITH	Armstrong MT500 485	7	9:12.75	1 Lap	63.37	1:16.87	6 65.10
13	185	18	SHERBOURNE/ MILES	BMW K100	7	9:13.04	1 Lap	63.34	1:17.19	4 64.83
14	87	18	SYKES/ RUTH	BMW 750	7	9:28.52	1 Lap	61.61	1:17.59	5 64.49
15	85	18	PHILLIPS/ LAWRENCE	BMW K100	7	9:45.73	1 Lap	59.80	1:21.40	4 61.47
Not-Classified										
	15	18	THOMPSON/ DEAN	BMW Elton1000	5	5:23.66	DNF	77.30	59.49	4 84.11
	2	18	KEMP/ THOW	Moto Guzzi Le Mans	5	5:50.10	DNF	71.47	1:06.43	4 75.33
	45	18	NICHOLLS/ MORALEE	BMW K75	5	6:17.50	DNF	66.28	1:13.04	4 68.51
Fastest Lap										
	98	18	GAGG/ HASE	BMW K100					1:01.81	2 80.96

Start Time : 11:55

Mallory Park

13 Apr 19 12:12

Clerk of Course :

Time Issued :

Chief Timekeeper : Graham Marshall

THESE RESULTS ARE PROVISIONAL UNTIL THE CONCLUSION OF ANY JUDICIAL AND TECHNICAL MATTERS

HS Sports Timing and Results Systems - Results and Lap Times at www.hssports.co.uk

EVENT 18 - B.E.A.R.S.

LAP TIMES - RACE 3

2	KEMP/ THOW										
	Lap	1	2	3	4	5	6	7	8	9	10
	1	1:15.14	1:07.60	1:07.10	1:06.43	1:13.83					
15	THOMPSON/ DEAN										
	Lap	1	2	3	4	5	6	7	8	9	10
	1	1:18.85	1:03.67	1:00.61	59.49	1:01.04					
24	WHITE/ PORTER										
	Lap	1	2	3	4	5	6	7	8	9	10
	1	1:17.22	1:11.17	1:11.44	1:12.15	1:11.83	1:12.08	1:11.35	1:11.46		
25	WHITAKER/ WILKINS										
	Lap	1	2	3	4	5	6	7	8	9	10
	1	1:09.68	1:04.39	1:04.44	1:03.97	1:05.09	1:04.82	1:04.68	1:03.53		
36	WEBB/ LEDGER										
	Lap	1	2	3	4	5	6	7	8	9	10
	1	1:24.78	1:15.40	1:15.27	1:16.34	1:14.58	1:15.91	1:15.01			
45	NICHOLLS/ MORALEE										
	Lap	1	2	3	4	5	6	7	8	9	10
	1	1:23.43	1:13.91	1:13.60	1:13.04	1:13.52					
63	WILLIAMS/ SMITH										
	Lap	1	2	3	4	5	6	7	8	9	10
	1	1:27.56	1:18.82	1:17.28	1:17.09	1:17.66	1:16.87	1:17.47			
66	BIRKETT/ LYONS										
	Lap	1	2	3	4	5	6	7	8	9	10
	1	1:22.90	1:12.16	1:10.92	1:13.41	1:18.99	1:23.83	1:24.50			
67	WARNER/ WARNER										
	Lap	1	2	3	4	5	6	7	8	9	10
	1	1:17.76	1:08.93	1:09.68	1:10.28	1:10.15	1:09.50	1:09.54	1:11.48		
74	McCAIN/ HAWKINS										
	Lap	1	2	3	4	5	6	7	8	9	10
	1	1:12.17	1:03.51	1:03.75	1:04.52	1:03.98	1:03.79	1:03.51	1:03.43		
85	PHILLIPS/ LAWRENCE										
	Lap	1	2	3	4	5	6	7	8	9	10
	1	1:30.97	1:22.70	1:21.82	1:21.40	1:21.88	1:22.67	1:24.29			
87	SYKES/ RUTH										
	Lap	1	2	3	4	5	6	7	8	9	10
	1	1:28.61	1:23.30	1:22.23	1:19.31	1:17.59	1:19.74	1:17.74			
92	ROOME/ DAVENPORT										
	Lap	1	2	3	4	5	6	7	8	9	10
	1	1:14.49	1:09.80	1:10.64	1:12.45	1:09.86	1:10.60	1:11.87	1:12.95		

95	BADEN/ HEPWORTH										
	Lap	1	2	3	4	5	6	7	8	9	10
	1	1:20.18	1:14.98	1:14.80	1:14.86	1:13.95	1:14.63	1:14.04			

96	WILKINS/ CASTLE										
	Lap	1	2	3	4	5	6	7	8	9	10
	1	1:11.55	1:05.86	1:06.16	1:06.57	1:07.05	1:06.59	1:06.50	1:06.57		

98	GAGG/ HASE										
	Lap	1	2	3	4	5	6	7	8	9	10
	1	1:06.81	1:01.81	1:02.98	1:03.23	1:04.13	1:02.94	1:06.44	1:04.69		

113	STEEL/ STEEL										
	Lap	1	2	3	4	5	6	7	8	9	10
	1	1:21.39	1:15.31	1:13.90	1:12.81	1:14.15	1:14.42	1:13.88			

185	SHERBOURNE/ MILES										
	Lap	1	2	3	4	5	6	7	8	9	10
	1	1:26.94	1:17.77	1:17.23	1:17.19	1:17.34	1:17.94	1:18.63			

Lap Chart

EVENT 18 - B.E.A.R.S. - RACE 3

Lap 1		Lap 2		Lap 3		Lap 4		Lap 5		Lap 6		Lap 7		Lap 8		Lap 9		Lap 10	
No	Time	No	Time	No	Time	No	Time	No	Time	No	Time	No	Time	No	Time	No	Time	No	Time
98	1:06.81	98	2:08.62	98	3:11.60	98	4:14.83	98	5:18.96	98	6:21.90	98	7:28.34	98	8:33.03				
25	1:09.68	25	2:14.07	25	3:18.51	85	4:15.49 *1	185	5:19.13 *1	36	6:26.37 *1	113	7:31.98 *1	74	8:38.66				
96	1:11.55	74	2:15.68	74	3:19.43	25	4:22.48	63	5:20.75 *1	74	6:31.72	95	7:33.40 *1	25	8:40.60				
74	1:12.17	96	2:17.41	15	3:23.13	15	4:22.62	15	5:23.66	25	6:32.39	74	7:35.23	113	8:45.86 *1				
92	1:14.49	15	2:22.52	96	3:23.57	74	4:23.95	25	5:27.57	185	6:36.47 *1	25	7:37.07	95	8:47.44 *1				
2	1:15.14	2	2:22.74	2	3:29.84	96	4:30.14	74	5:27.93	63	6:38.41 *1	66	7:42.21 *1	96	8:56.85				
24	1:17.22	92	2:24.29	92	3:34.93	2	4:36.27	87	5:33.45 *1	96	6:43.78	36	7:42.28 *1	36	8:57.29 *1				
67	1:17.76	67	2:26.69	67	3:36.37	67	4:46.65	85	5:36.89 *1	87	6:51.04 *1	96	7:50.28	66	9:06.71 *1				
15	1:18.85	24	2:28.39	24	3:39.83	92	4:47.38	96	5:37.19	85	6:58.77 *1	185	7:54.41 *1	63	9:12.75 *1				
95	1:20.18	66	2:35.06	66	3:45.98	24	4:51.98	2	5:50.10	67	7:06.30	63	7:55.28 *1	185	9:13.04 *1				
113	1:21.39	95	2:35.16	95	3:49.96	66	4:59.39	67	5:56.80	92	7:07.84	87	8:10.78 *1	67	9:27.32				
66	1:22.90	113	2:36.70	113	3:50.60	113	5:03.41	92	5:57.24	24	7:15.89	67	8:15.84	87	9:28.52 *1				
45	1:23.43	45	2:37.34	45	3:50.94	45	5:03.98	24	6:03.81			92	8:19.71	92	9:32.66				
36	1:24.78	36	2:40.18	36	3:55.45	95	5:04.82	45	6:17.50			85	8:21.44 *1	24	9:38.70				
185	1:26.94	185	2:44.71	185	4:01.94	36	5:11.79	113	6:17.56			24	8:27.24	85	9:45.73 *1				
63	1:27.56	63	2:46.38	63	4:03.66			66	6:18.38										
87	1:28.61	87	2:51.91	87	4:14.14			95	6:18.77										
85	1:30.97	85	2:53.67																

BRITISH HISTORIC RACING

EVENTS 13 & 26

RESULT - RACE 4

PI	No	Evt	Name	Machine	Laps	Time	Behind	MPH	Best Lap on	MPH
1	55	13	Ben KINGHAM	BSK BMW K100	8	7:44.35		86.21	56.81	8 88.08
2	5	13	Stacey KILLWORTH	BMW K100	8	7:44.75	0.40	86.14	56.09	5 89.21
3	72	13	Graham WILLIAMS	Norton Weslake 750	8	7:51.44	7.09	84.91	57.23	6 87.44
4	175	26	Patrick WELCH	Suzuki F1 1100	8	8:03.41	19.06	82.81	58.52	7 85.51
5	71	13	Garry HIRONS	Norton Interpol 2 588	8	8:06.89	22.54	82.22	59.31	5 84.37
6	155	13	Chris SALTINSTALL	Moto Guzzi Le Mans	8	8:09.47	25.12	81.79	59.80	5 83.68
7	79	13	Tony JIMENEZ	Norton Atlas 750	8	8:10.95	26.60	81.54	59.84	5 83.62
8	279	13	Paul JOHNSON	Triumph Rob North 750	8	8:11.05	26.70	81.52	59.09	7 84.68
9	56	26	Matthew HEBB	Yamaha FZ600	8	8:16.18	31.83	80.68	1:00.53	2 82.67
10	186	26	Sean GAUCHWIN	Yamaha FZ750	8	8:26.28	41.93	79.07	1:01.51	3 81.35
11	257	13	Richard STUBBS	BMW R100	8	8:28.90	44.55	78.66	1:02.43	5 80.15
12	264	13	Nic POWELL	Moto Guzzi 750	8	8:29.55	45.20	78.56	1:02.40	2 80.19
13	289	13	Pete KIRBY	Norton Interpol 2 588	8	8:42.90	58.55	76.56	1:02.78	4 79.71
14	130	13	Andy BARTLETT	Laverda TT1 998	8	8:43.42	59.07	76.48	1:03.51	7 78.79
15	268	13	Mark FAIRWEATHER	BMW R100 RS	8	8:43.83	59.48	76.42	1:03.64	6 78.63
16	87	26	Shaun MULLIGAN	Yamaha SR500	8	8:47.12	1:02.77	75.94	1:04.27	5 77.86
17	84	26	Peter CARROLL	Honda VFR 400	7	7:51.81	1 Lap	74.24	1:05.43	3 76.48
18	154	13	Dave FITZPATRICK	Laverda Montjuic 500	7	8:10.99	1 Lap	71.34	1:08.14	6 73.44
19	139	13	Gareth ROBERTS	Laverda Montjuic 500	7	8:11.48	1 Lap	71.27	1:06.86	7 74.84
20	78	13	Chris WATTS	Norton Commando 750	7	8:32.54	1 Lap	68.34	1:11.54	4 69.95

Fastest Lap

5 13 Stacey KILLWORTH BMW K100 56.09 5 89.21

Start Time : 12:11

Mallory Park

13 Apr 19 12:41

Clerk of Course :

Time Issued :

Chief Timekeeper : Graham Marshall

THESE RESULTS ARE PROVISIONAL UNTIL THE CONCLUSION OF ANY JUDICIAL AND TECHNICAL MATTERS

HS Sports Timing and Results Systems - Results and Lap Times at www.hssports.co.uk

BRITISH HISTORIC RACING

RESULT - RACE 4

EVENT 13

PI	No	Evt	Name	Machine	Laps	Time	MPH	Best Lap on	MPH
1	55	13	Ben KINGHAM	BSK BMW K100	8	7:44.35	86.21	56.81	8 88.08
2	5	13	Stacey KILLWORTH	BMW K100	8	7:44.75	86.14	56.09	5 89.21
3	72	13	Graham WILLIAMS	Norton Weslake 750	8	7:51.44	84.91	57.23	6 87.44
4	71	13	Garry HIRONS	Norton Interpol 2 588	8	8:06.89	82.22	59.31	5 84.37
5	155	13	Chris SALTINSTALL	Moto Guzzi Le Mans	8	8:09.47	81.79	59.80	5 83.68
6	79	13	Tony JIMENEZ	Norton Atlas 750	8	8:10.95	81.54	59.84	5 83.62
7	279	13	Paul JOHNSON	Triumph Rob North 750	8	8:11.05	81.52	59.09	7 84.68
8	257	13	Richard STUBBS	BMW R100	8	8:28.90	78.66	1:02.43	5 80.15
9	264	13	Nic POWELL	Moto Guzzi 750	8	8:29.55	78.56	1:02.40	2 80.19
10	289	13	Pete KIRBY	Norton Interpol 2 588	8	8:42.90	76.56	1:02.78	4 79.71
11	130	13	Andy BARTLETT	Laverda TT1 998	8	8:43.42	76.48	1:03.51	7 78.79
12	268	13	Mark FAIRWEATHER	BMW R100 RS	8	8:43.83	76.42	1:03.64	6 78.63
13	154	13	Dave FITZPATRICK	Laverda Montjuic 500	7	8:10.99	71.34	1:08.14	6 73.44
14	139	13	Gareth ROBERTS	Laverda Montjuic 500	7	8:11.48	71.27	1:06.86	7 74.84
15	78	13	Chris WATTS	Norton Commando 750	7	8:32.54	68.34	1:11.54	4 69.95

Fastest Lap

5 13 Stacey KILLWORTH BMW K100 56.09 5 89.21

EVENT 26

PI	No	Evt	Name	Machine	Laps	Time	MPH	Best Lap on	MPH
1	175	26	Patrick WELCH	Suzuki F1 1100	8	8:03.41	82.81	58.52	7 85.51
2	56	26	Matthew HEBB	Yamaha FZ600	8	8:16.18	80.68	1:00.53	2 82.67
3	186	26	Sean GAUCHWIN	Yamaha FZ750	8	8:26.28	79.07	1:01.51	3 81.35
4	87	26	Shaun MULLIGAN	Yamaha SR500	8	8:47.12	75.94	1:04.27	5 77.86
5	84	26	Peter CARROLL	Honda VFR 400	7	7:51.81	74.24	1:05.43	3 76.48

Fastest Lap

175 26 Patrick WELCH Suzuki F1 1100 58.52 7 85.51

Start Time : 12:11

Mallory Park

13 Apr 19 12:41

Clerk of Course :

Time Issued :

Chief Timekeeper : Graham Marshall

THESE RESULTS ARE PROVISIONAL UNTIL THE CONCLUSION OF ANY JUDICIAL AND TECHNICAL MATTERS

HS Sports Timing and Results Systems - Results and Lap Times at www.hssports.co.uk

EVENTS 13 & 26

LAP TIMES - RACE 4

5	Stacey KILLWORTH										
	Lap	1	2	3	4	5	6	7	8	9	10
	1	1:06.52	57.67	57.06	56.24	56.09	57.27	57.07	56.83		
55	Ben KINGHAM										
	Lap	1	2	3	4	5	6	7	8	9	10
	1	1:02.87	58.29	57.37	56.98	57.56	57.25	57.22	56.81		
56	Matthew HEBB										
	Lap	1	2	3	4	5	6	7	8	9	10
	1	1:10.12	1:00.53	1:01.76	1:00.63	1:00.62	1:01.10	1:00.53	1:00.89		
71	Garry HIRONS										
	Lap	1	2	3	4	5	6	7	8	9	10
	1	1:06.86	59.57	59.73	59.72	59.31	1:00.45	1:00.47	1:00.78		
72	Graham WILLIAMS										
	Lap	1	2	3	4	5	6	7	8	9	10
	1	1:07.48	59.05	57.57	57.25	57.25	57.23	57.80	57.81		
78	Chris WATTS										
	Lap	1	2	3	4	5	6	7	8	9	10
	1	1:18.80	1:12.10	1:11.92	1:11.54	1:12.17	1:12.76	1:13.25			
79	Tony JIMENEZ										
	Lap	1	2	3	4	5	6	7	8	9	10
	1	1:08.01	59.85	1:00.31	1:00.69	59.84	1:00.32	1:00.30	1:01.63		
84	Peter CARROLL										
	Lap	1	2	3	4	5	6	7	8	9	10
	1	1:15.27	1:06.15	1:05.43	1:05.46	1:05.78	1:07.00	1:06.72			
87	Shaun MULLIGAN										
	Lap	1	2	3	4	5	6	7	8	9	10
	1	1:13.62	1:06.43	1:04.44	1:04.30	1:04.27	1:04.29	1:04.74	1:05.03		
130	Andy BARTLETT										
	Lap	1	2	3	4	5	6	7	8	9	10
	1	1:11.57	1:04.79	1:05.12	1:05.09	1:04.35	1:04.04	1:03.51	1:04.95		
139	Gareth ROBERTS										
	Lap	1	2	3	4	5	6	7	8	9	10
	1	1:20.96	1:12.39	1:08.74	1:07.46	1:07.09	1:07.98	1:06.86			
154	Dave FITZPATRICK										
	Lap	1	2	3	4	5	6	7	8	9	10
	1	1:19.36	1:08.94	1:08.62	1:08.68	1:08.47	1:08.14	1:08.78			
155	Chris SALTINSTALL										
	Lap	1	2	3	4	5	6	7	8	9	10
	1	1:06.25	1:01.20	1:00.41	1:00.67	59.80	1:00.16	1:00.25	1:00.73		

175	Patrick WELCH									
Lap	1	2	3	4	5	6	7	8	9	10
1	1:09.72	59.58	58.92	59.09	59.03	59.41	58.52	59.14		
186	Sean GAUCHWIN									
Lap	1	2	3	4	5	6	7	8	9	10
1	1:12.21	1:02.02	1:01.51	1:02.18	1:01.99	1:02.09	1:02.02	1:02.26		
257	Richard STUBBS									
Lap	1	2	3	4	5	6	7	8	9	10
1	1:07.61	1:02.71	1:03.13	1:02.67	1:02.43	1:02.88	1:03.70	1:03.77		
264	Nic POWELL									
Lap	1	2	3	4	5	6	7	8	9	10
1	1:10.09	1:02.40	1:03.00	1:03.03	1:02.40	1:02.79	1:02.95	1:02.89		
268	Mark FAIRWEATHER									
Lap	1	2	3	4	5	6	7	8	9	10
1	1:13.07	1:04.00	1:05.44	1:04.56	1:04.60	1:03.64	1:03.75	1:04.77		
279	Paul JOHNSON									
Lap	1	2	3	4	5	6	7	8	9	10
1	1:09.52	1:01.12	1:03.06	59.71	59.16	59.49	59.09	59.90		
289	Pete KIRBY									
Lap	1	2	3	4	5	6	7	8	9	10
1	1:13.69	1:05.74	1:03.09	1:02.78	1:04.38	1:04.40	1:03.72	1:05.10		

Lap Chart

EVENTS 13 & 26 - RACE 4

Lap 1		Lap 2		Lap 3		Lap 4		Lap 5		Lap 6		Lap 7		Lap 8		Lap 9		Lap 10			
No	Time	No	Time	No	Time	No	Time	No	Time	No	Time	No	Time	No	Time	No	Time	No	Time		
55	1:02.87	55	2:01.16	55	2:58.53	55	3:55.51	55	4:53.07	55	5:50.32	55	6:47.54	55	7:44.35						
155	1:06.25	5	2:04.19	5	3:01.25	5	3:57.49	5	4:53.58	5	5:50.85	5	6:47.92	5	7:44.75						
5	1:06.52	71	2:06.43	72	3:04.10	72	4:01.35	78	4:54.36 *1	154	5:54.07 *1	72	6:53.63	72	7:51.44						
71	1:06.86	72	2:06.53	71	3:06.16	71	4:05.88	72	4:58.60	72	5:55.83	154	7:02.21 *1	84	7:51.81 *1						
72	1:07.48	155	2:07.45	155	3:07.86	175	4:07.31	71	5:05.19	139	5:56.64 *1	175	7:04.27	175	8:03.41						
257	1:07.61	79	2:07.86	79	3:08.17	155	4:08.53	175	5:06.34	71	6:05.64	139	7:04.62 *1	71	8:06.89						
79	1:08.01	175	2:09.30	175	3:08.22	79	4:08.86	155	5:08.33	175	6:05.75	71	7:06.11	155	8:09.47						
279	1:09.52	257	2:10.32	56	3:12.41	56	4:13.04	79	5:08.70	78	6:06.53 *1	155	7:08.74	79	8:10.95						
175	1:09.72	279	2:10.64	257	3:13.45	279	4:13.41	279	5:12.57	155	6:08.49	79	7:09.32	154	8:10.99 *1						
264	1:10.09	56	2:10.65	279	3:13.70	257	4:16.12	56	5:13.66	79	6:09.02	279	7:11.15	279	8:11.05						
56	1:10.12	264	2:12.49	264	3:15.49	186	4:17.92	257	5:18.55	279	6:12.06	56	7:15.29	139	8:11.48 *1						
130	1:11.57	186	2:14.23	186	3:15.74	264	4:18.52	186	5:19.91	56	6:14.76	78	7:19.29 *1	56	8:16.18						
186	1:12.21	130	2:16.36	130	3:21.48	289	4:25.30	264	5:20.92	257	6:21.43	186	7:24.02	186	8:26.28						
268	1:13.07	268	2:17.07	268	3:22.51	130	4:26.57	289	5:29.68	186	6:22.00	257	7:25.13	257	8:28.90						
87	1:13.62	289	2:19.43	289	3:22.52	268	4:27.07	130	5:30.92	264	6:23.71	264	7:26.66	264	8:29.55						
289	1:13.69	87	2:20.05	87	3:24.49	87	4:28.79	268	5:31.67	289	6:34.08	289	7:37.80	78	8:32.54 *1						
84	1:15.27	84	2:21.42	84	3:26.85	84	4:32.31	87	5:33.06	130	6:34.96	130	7:38.47	289	8:42.90						
78	1:18.80	154	2:28.30	154	3:36.92	154	4:45.60	84	5:38.09	268	6:35.31	268	7:39.06	130	8:43.42						
154	1:19.36	78	2:30.90	139	3:42.09	139	4:49.55			87	6:37.35	87	7:42.09	268	8:43.83						
139	1:20.96	139	2:33.35	78	3:42.82					84	6:45.09			87	8:47.12						

BRITISH HISTORIC RACING

EVENTS 8, 9, 10, 14 & 22

RESULT - RACE 5

PI	No	Evt	Name	Machine	Laps	Time	Behind	MPH	Best Lap on	MPH
1	75	22	James LUCK	Supermono Tigcraft 690	8	7:47.62		85.61	56.52	3 88.54
2	59	22	Dan LEDGER	KTM Supermono 650	8	7:49.88	2.26	85.20	57.34	3 87.27
3	35	22	Keith BROWN	MHD Suzuki 794	8	8:00.47	12.85	83.32	58.66	3 85.31
4	72	10	Graham WILLIAMS	Norton Weslake 750	8	8:00.85	13.23	83.25	58.13	3 86.08
5	69	22	Patrick WELCH	W R D 690	8	8:11.73	24.11	81.41	58.71	4 85.23
6	91	8	Kevin THURSTON	Petty Weslake 750	8	8:12.52	24.90	81.28	59.37	4 84.28
7	279	10	Paul JOHNSON	BMW K100	8	8:21.28	33.66	79.86	59.67	7 83.86
8	79	10	Tony JIMENEZ	Norton Atlas 750	8	8:21.41	33.79	79.84	59.66	3 83.88
9	3	22	Benjamin HEATON	Tigcraft KTM690	8	8:23.65	36.03	79.48	1:00.20	4 83.12
10	186	8	Sean GAUCHWIN	Triumph Rob North 750	8	8:47.99	1:00.37	75.82	1:02.76	4 79.73
11	166	8	Les WHISTON	BSA Rocket 3 750	8	8:49.30	1:01.68	75.63	1:03.05	4 79.37
12	96	22	Matthew WELCH	W R D 690	8	8:50.95	1:03.33	75.40	1:04.09	4 78.08
13	10	22	David GLOSSOP	KTM 390	7	7:52.96	1 Lap	74.06	1:04.75	3 77.28
14	67	14	Bart REID	Suzuki GS1000	7	7:55.82	1 Lap	73.62	1:03.92	5 78.29
15	123	10	Ralph COLDWELL	Norton Seeley 920	7	7:56.12	1 Lap	73.57	1:04.36	6 77.75
16	255	8	Alan FOSTER	Norton Metisse 750	7	7:57.21	1 Lap	73.40	1:04.87	6 77.14
17	15	22	John TALBOT	Hejira Rotax 500	7	8:00.28	1 Lap	72.93	1:05.42	5 76.49
18	44	22	Jack SMITH	KTM RC390	7	8:03.32	1 Lap	72.47	1:05.37	3 76.55
19	4	22	Scarlett ROBINSON	KTM RC390	7	8:05.44	1 Lap	72.16	1:06.55	3 75.19
20	222	9	Ian VERRINDER	Norton Atlas 745	7	8:09.32	1 Lap	71.59	1:05.17	5 76.78
21	143	14	Stefan DILLEY	Honda CB650	7	8:11.35	1 Lap	71.29	1:07.02	3 74.66
22	34	22	Alyssia WHITMORE	KTM RC390	7	8:28.85	1 Lap	68.84	1:09.52	5 71.98
23	78	8	Chris WATTS	Norton Commando 750	7	8:29.37	1 Lap	68.77	1:09.96	4 71.53
24	273	14	Tony HAYWOOD	Norton Rotary 588	7	8:44.11	1 Lap	66.83	1:08.31	5 73.25
25	64	9	Mike LEY	BSA A10 650	7	8:59.48	1 Lap	64.93	1:14.05	3 67.58
26	153	22	John CHRISTOPHER	Harris Husaberg FS650	6	7:56.69	2 Laps	62.98	1:13.49	6 68.09
Not-Classified										
	59	14	Jack HEBB	Honda CB550	1	1:11.05	DNF	70.43		0 0.00
Fastest Lap										
	75	22	James LUCK	Supermono Tigcraft 690					56.52	3 88.54

Start Time : 12:40

Mallory Park

13 Apr 19 13:33

Clerk of Course :

Time Issued :

Chief Timekeeper : Graham Marshall

THESE RESULTS ARE PROVISIONAL UNTIL THE CONCLUSION OF ANY JUDICIAL AND TECHNICAL MATTERS

HS Sports Timing and Results Systems - Results and Lap Times at www.hssports.co.uk

BRITISH HISTORIC RACING

RESULT - RACE 5

EVENT 10

PI	No	Evt	Name	Machine	Laps	Time	MPH	Best Lap on	MPH
1	72	10	Graham WILLIAMS	Norton Weslake 750	8	8:00.85	83.25	58.13	3 86.08
2	279	10	Paul JOHNSON	BMW K100	8	8:21.28	79.86	59.67	7 83.86
3	79	10	Tony JIMENEZ	Norton Atlas 750	8	8:21.41	79.84	59.66	3 83.88
4	123	10	Ralph COLDWELL	Norton Seeley 920	7	7:56.12	73.57	1:04.36	6 77.75

Fastest Lap

72 10 Graham WILLIAMS Norton Weslake 750 58.13 3 86.08

EVENT 14

PI	No	Evt	Name	Machine	Laps	Time	MPH	Best Lap on	MPH
1	67	14	Bart REID	Suzuki GS1000	7	7:55.82	73.62	1:03.92	5 78.29
2	143	14	Stefan DILLEY	Honda CB650	7	8:11.35	71.29	1:07.02	3 74.66
3	273	14	Tony HAYWOOD	Norton Rotary 588	7	8:44.11	66.83	1:08.31	5 73.25

Not-Classified

59 14 Jack HEBB Honda CB550 1 1:11.05 DNF 70.43 0 0.00

Fastest Lap

67 14 Bart REID Suzuki GS1000 1:03.92 5 78.29

Start Time : 12:40

Mallory Park

13 Apr 19 13:33

Clerk of Course :

Time Issued :

Chief Timekeeper : Graham Marshall

THESE RESULTS ARE PROVISIONAL UNTIL THE CONCLUSION OF ANY JUDICIAL AND TECHNICAL MATTERS

HS Sports Timing and Results Systems - Results and Lap Times at www.hssports.co.uk

BRITISH HISTORIC RACING

RESULT - RACE 5

EVENT 22

PI	No	Evt	Name	Machine	Laps	Time	MPH	Best Lap on	MPH
1	75	22	James LUCK	Supermono Tigcraft 690	8	7:47.62	85.61	56.52	3 88.54
2	59	22	Dan LEDGER	KTM Supermono 650	8	7:49.88	85.20	57.34	3 87.27
3	35	22	Keith BROWN	MHD Suzuki 794	8	8:00.47	83.32	58.66	3 85.31
4	69	22	Patrick WELCH	W R D 690	8	8:11.73	81.41	58.71	4 85.23
5	3	22	Benjamin HEATON	Tigcraft KTM690	8	8:23.65	79.48	1:00.20	4 83.12
6	96	22	Matthew WELCH	W R D 690	8	8:50.95	75.40	1:04.09	4 78.08
7	10	22	David GLOSSOP	KTM 390	7	7:52.96	74.06	1:04.75	3 77.28
8	15	22	John TALBOT	Hejira Rotax 500	7	8:00.28	72.93	1:05.42	5 76.49
9	44	22	Jack SMITH	KTM RC390	7	8:03.32	72.47	1:05.37	3 76.55
10	4	22	Scarlett ROBINSON	KTM RC390	7	8:05.44	72.16	1:06.55	3 75.19
11	34	22	Alyssia WHITMORE	KTM RC390	7	8:28.85	68.84	1:09.52	5 71.98
12	153	22	John CHRISTOPHER	Harris Husaberg FS650	6	7:56.69	62.98	1:13.49	6 68.09

Fastest Lap

75 22 James LUCK Supermono Tigcraft 690 56.52 3 88.54

EVENT 8

PI	No	Evt	Name	Machine	Laps	Time	MPH	Best Lap on	MPH
1	91	8	Kevin THURSTON	Petty Weslake 750	8	8:12.52	81.28	59.37	4 84.28
2	186	8	Sean GAUCHWIN	Triumph Rob North 750	8	8:47.99	75.82	1:02.76	4 79.73
3	166	8	Les WHISTON	BSA Rocket 3 750	8	8:49.30	75.63	1:03.05	4 79.37
4	255	8	Alan FOSTER	Norton Metisse 750	7	7:57.21	73.40	1:04.87	6 77.14
5	78	8	Chris WATTS	Norton Commando 750	7	8:29.37	68.77	1:09.96	4 71.53

Fastest Lap

91 8 Kevin THURSTON Petty Weslake 750 59.37 4 84.28

Start Time : 12:40

Mallory Park

13 Apr 19 13:33

Clerk of Course :

Time Issued :

Chief Timekeeper : Graham Marshall

THESE RESULTS ARE PROVISIONAL UNTIL THE CONCLUSION OF ANY JUDICIAL AND TECHNICAL MATTERS

HS Sports Timing and Results Systems - Results and Lap Times at www.hssports.co.uk

BRITISH HISTORIC RACING

RESULT - RACE 5

EVENT 9

Pl	No	Evt	Name	Machine	Laps	Time	MPH	Best Lap on	MPH
1	222	9	Ian VERRINDER	Norton Atlas 745	7	8:09.32	71.59	1:05.17	5 76.78
2	64	9	Mike LEY	BSA A10 650	7	8:59.48	64.93	1:14.05	3 67.58

Fastest Lap

222	9	Ian VERRINDER	Norton Atlas 745				1:05.17	5	76.78
-----	---	---------------	------------------	--	--	--	---------	---	-------

Start Time : 12:40

Mallory Park

13 Apr 19 13:33

Clerk of Course :

Time Issued :

Chief Timekeeper : Graham Marshall

THESE RESULTS ARE PROVISIONAL UNTIL THE CONCLUSION OF ANY JUDICIAL AND TECHNICAL MATTERS

HS Sports Timing and Results Systems - Results and Lap Times at www.hssports.co.uk

EVENTS 8, 9, 10, 14 & 22

LAP TIMES - RACE 5

3	Benjamin HEATON									
Lap	1	2	3	4	5	6	7	8	9	10
1	1:07.32	1:00.55	1:00.80	1:00.20	1:04.41	1:04.27	1:02.38	1:03.72		
4	Scarlett ROBINSON									
Lap	1	2	3	4	5	6	7	8	9	10
1	1:21.01	1:07.55	1:06.55	1:07.92	1:07.88	1:07.58	1:06.95			
10	David GLOSSOP									
Lap	1	2	3	4	5	6	7	8	9	10
1	1:16.31	1:05.72	1:04.75	1:05.00	1:05.59	1:06.62	1:08.97			
15	John TALBOT									
Lap	1	2	3	4	5	6	7	8	9	10
1	1:19.70	1:07.84	1:07.44	1:07.62	1:05.42	1:05.65	1:06.61			
34	Alyssia WHITMORE									
Lap	1	2	3	4	5	6	7	8	9	10
1	1:24.78	1:10.82	1:10.07	1:11.49	1:09.52	1:10.21	1:11.96			
35	Keith BROWN									
Lap	1	2	3	4	5	6	7	8	9	10
1	1:04.20	58.90	58.66	59.05	1:00.62	58.99	1:00.01	1:00.04		
44	Jack SMITH									
Lap	1	2	3	4	5	6	7	8	9	10
1	1:23.33	1:07.74	1:05.37	1:06.76	1:06.88	1:06.12	1:07.12			
59	Jack HEBB									
Lap	1	2	3	4	5	6	7	8	9	10
1	1:11.05									
59	Dan LEDGER									
Lap	1	2	3	4	5	6	7	8	9	10
1	1:03.42	57.56	57.34	59.17	57.93	57.50	59.00	57.96		
64	Mike LEY									
Lap	1	2	3	4	5	6	7	8	9	10
1	1:24.14	1:14.14	1:14.05	1:16.92	1:16.86	1:15.92	1:17.45			
67	Bart REID									
Lap	1	2	3	4	5	6	7	8	9	10
1	1:20.03	1:06.83	1:06.80	1:07.17	1:03.92	1:05.80	1:05.27			
69	Patrick WELCH									
Lap	1	2	3	4	5	6	7	8	9	10
1	1:11.58	1:00.75	59.49	58.71	1:00.52	59.66	1:01.24	59.78		
72	Graham WILLIAMS									
Lap	1	2	3	4	5	6	7	8	9	10
1	1:06.95	59.27	58.13	58.51	1:00.10	59.29	58.51	1:00.09		

75	James LUCK										
	Lap	1	2	3	4	5	6	7	8	9	10
	1	1:04.46	57.56	56.52	57.37	58.42	56.90	58.77	57.62		
78	Chris WATTS										
	Lap	1	2	3	4	5	6	7	8	9	10
	1	1:22.79	1:10.74	1:10.80	1:09.96	1:10.35	1:12.01	1:12.72			
79	Tony JIMENEZ										
	Lap	1	2	3	4	5	6	7	8	9	10
	1	1:11.30	1:01.56	59.66	59.67	1:01.42	1:02.60	1:01.96	1:03.24		
91	Kevin THURSTON										
	Lap	1	2	3	4	5	6	7	8	9	10
	1	1:10.77	1:00.70	1:00.23	59.37	1:00.49	59.69	1:00.71	1:00.56		
96	Matthew WELCH										
	Lap	1	2	3	4	5	6	7	8	9	10
	1	1:13.86	1:06.31	1:05.14	1:04.09	1:05.30	1:04.22	1:05.21	1:06.82		
123	Ralph COLDWELL										
	Lap	1	2	3	4	5	6	7	8	9	10
	1	1:21.14	1:06.23	1:06.81	1:07.77	1:05.41	1:04.36	1:04.40			
143	Stefan DILLEY										
	Lap	1	2	3	4	5	6	7	8	9	10
	1	1:17.35	1:08.05	1:07.02	1:08.37	1:09.18	1:10.29	1:11.09			
153	John CHRISTOPHER										
	Lap	1	2	3	4	5	6	7	8	9	10
	1	1:24.18	1:25.71	1:18.47	1:18.04	1:16.80	1:13.49				
166	Les WHISTON										
	Lap	1	2	3	4	5	6	7	8	9	10
	1	1:19.45	1:05.10	1:03.18	1:03.05	1:04.85	1:04.08	1:04.10	1:05.49		
186	Sean GAUCHWIN										
	Lap	1	2	3	4	5	6	7	8	9	10
	1	1:19.19	1:05.33	1:02.95	1:02.76	1:03.69	1:05.67	1:03.46	1:04.94		
222	Ian VERRINDER										
	Lap	1	2	3	4	5	6	7	8	9	10
	1	1:28.11	1:09.86	1:06.74	1:06.90	1:05.17	1:05.88	1:06.66			
255	Alan FOSTER										
	Lap	1	2	3	4	5	6	7	8	9	10
	1	1:18.55	1:07.13	1:07.24	1:07.99	1:05.94	1:04.87	1:05.49			
273	Tony HAYWOOD										
	Lap	1	2	3	4	5	6	7	8	9	10
	1	1:22.93	1:10.77	1:09.74	1:08.71	1:08.31	1:08.59	1:35.06			
279	Paul JOHNSON										
	Lap	1	2	3	4	5	6	7	8	9	10
	1	1:15.99	1:01.16	59.81	59.73	1:00.93	1:01.00	59.67	1:02.99		

Lap Chart

EVENTS 8, 9, 10, 14 & 22 - RACE 5

Lap 1		Lap 2		Lap 3		Lap 4		Lap 5		Lap 6		Lap 7		Lap 8		Lap 9		Lap 10	
No	Time	No	Time	No	Time	No	Time	No	Time	No	Time	No	Time	No	Time	No	Time	No	Time
59	1:03.42	59	2:00.98	59	2:58.32	75	3:55.91	75	4:54.33	75	5:51.23	75	6:50.00	75	7:47.62				
35	1:04.20	75	2:02.02	75	2:58.54	59	3:57.49	59	4:55.42	59	5:52.92	67	6:50.55 *1	59	7:49.88				
75	1:04.46	35	2:03.10	35	3:01.76	35	4:00.81	34	4:57.16 *1	222	5:56.78 *1	123	6:51.72 *1	10	7:52.96 *1				
72	1:06.95	72	2:06.22	72	3:04.35	72	4:02.86	35	5:01.43	35	6:00.42	255	6:51.72 *1	67	7:55.82 *1				
3	1:07.32	3	2:07.87	3	3:08.67	153	4:08.36 *1	72	5:02.96	273	6:00.46 *1	59	6:51.92	123	7:56.12 *1				
91	1:10.77	91	2:11.47	91	3:11.70	3	4:08.87	64	5:09.25 *1	72	6:02.25	15	6:53.67 *1	153	7:56.69 *2				
59	1:11.05	69	2:12.33	69	3:11.82	69	4:10.53	69	5:11.05	78	6:04.64 *1	44	6:56.20 *1	255	7:57.21 *1				
79	1:11.30	79	2:12.86	79	3:12.52	91	4:11.07	91	5:11.56	34	6:06.68 *1	4	6:58.49 *1	15	8:00.28 *1				
69	1:11.58	279	2:17.15	279	3:16.96	79	4:12.19	3	5:13.28	69	6:10.71	143	7:00.26 *1	35	8:00.47				
96	1:13.86	96	2:20.17	96	3:25.31	279	4:16.69	79	5:13.61	91	6:11.25	35	7:00.43	72	8:00.85				
279	1:15.99	10	2:22.03	10	3:26.78	96	4:29.40	279	5:17.62	79	6:16.21	72	7:00.76	44	8:03.32 *1				
10	1:16.31	186	2:24.52	186	3:27.47	186	4:30.23	153	5:26.40 *1	3	6:17.55	222	7:02.66 *1	4	8:05.44 *1				
143	1:17.35	166	2:24.55	166	3:27.73	166	4:30.78	186	5:33.92	279	6:18.62	273	7:09.05 *1	222	8:09.32 *1				
255	1:18.55	143	2:25.40	143	3:32.42	10	4:31.78	96	5:34.70	64	6:26.11 *1	69	7:11.95	143	8:11.35 *1				
186	1:19.19	255	2:25.68	255	3:32.92	143	4:40.79	166	5:35.63	96	6:38.92	91	7:11.96	69	8:11.73				
166	1:19.45	67	2:26.86	67	3:33.66	67	4:40.83	10	5:37.37	186	6:39.59	78	7:16.65 *1	91	8:12.52				
15	1:19.70	123	2:27.37	123	3:34.18	255	4:40.91	67	5:44.75	166	6:39.71	34	7:16.89 *1	279	8:21.28				
67	1:20.03	15	2:27.54	15	3:34.98	123	4:41.95	255	5:46.85	153	6:43.20 *1	79	7:18.17	79	8:21.41				
4	1:21.01	4	2:28.56	4	3:35.11	15	4:42.60	123	5:47.36	10	6:43.99	279	7:18.29	3	8:23.65				
123	1:21.14	44	2:31.07	44	3:36.44	4	4:43.03	15	5:48.02			3	7:19.93	34	8:28.85 *1				
78	1:22.79	78	2:33.53	273	3:43.44	44	4:43.20	143	5:49.97			64	7:42.03 *1	78	8:29.37 *1				
273	1:22.93	273	2:33.70	78	3:44.33	222	4:51.61	44	5:50.08			186	7:43.05	273	8:44.11 *1				
44	1:23.33	34	2:35.60	222	3:44.71	273	4:52.15	4	5:50.91			166	7:43.81	186	8:47.99				
64	1:24.14	222	2:37.97	34	3:45.67	78	4:54.29					96	7:44.13	166	8:49.30				
153	1:24.18	64	2:38.28	64	3:52.33									96	8:50.95				
34	1:24.78	153	2:49.89											64	8:59.48 *1				
222	1:28.11																		

BRITISH HISTORIC RACING

EVENTS 15, 16, 17 & 23A

RESULT - RACE 6

PI	No	Evt	Name	Machine	Laps	Time	Behind	MPH	Best Lap on	MPH
1	34	17	TUER/ TUER	Morgan Racing 1208	8	8:26.09		79.10	1:02.08	7 80.61
2	46	17	BIBBY/ SIMONS-WESTON	Morgan Racing 1208	8	8:27.12	1.03	78.94	1:01.94	2 80.79
3	51	17	ORMROD/ NEAL	Curley Trike 1297	8	8:35.01	8.92	77.73	1:02.62	2 79.91
4	4	16	BLEACH/ DAWS	Norton Ducker Lynx 750	8	8:55.22	29.13	74.80	1:04.77	4 77.26
5	11	17	QUIRK/ WESTON	Vincent Rapide 1272	8	9:10.92	44.83	72.66	1:06.20	2 75.59
6	656	23a	DAVENPORT/ DAVENPORT	Aprilia RS	8	9:13.74	47.65	72.29	1:07.53	6 74.10
7	27	17	HUTCHINSON/ TBA	Berkeley T60 1293	8	9:20.39	54.30	71.44	1:08.16	2 73.42
8	97	16	DAWSON/ BAR	BMW 750	8	9:20.44	54.35	71.43	1:07.19	3 74.48
9	78	16	WICKETT/ DUPLOCK	Triumph Thunderbird 74	7	8:54.31	1 Lap	65.56	1:13.63	6 67.96
10	441	17	PICKUP/ PICKUP	Morgan1046	6	8:29.44	2 Laps	58.94	1:19.44	6 62.99
<u>Not-Classified</u>										
	87	16	SYKES/ RUTH	BMW 1000	5	8:24.43	DNF	49.60	1:22.66	3 60.54
	187	17	ABRAHAMS/ ABRAHAMS	Vincent Rapide 1275	4	4:14.83	DNF	78.55	1:02.12	3 80.55
	16	17	HODGSON/ HODGSON	Morgan F2 1172	3	3:38.43	DNF	68.73	1:08.91	3 72.62
	65	16	COX/ BERESFORD	Triumph Bonneville 750	3	4:27.05	DNF	56.21	1:21.45	2 61.44

Fastest Lap

46	17	BIBBY/ SIMONS-WESTON	Morgan Racing 1208					1:01.94	2	80.79
----	----	----------------------	--------------------	--	--	--	--	---------	---	-------

No 11 - Time includes 10s Penalty for INCORRECT GRID POSITION

Start Time : 14:07

Mallory Park

13 Apr 19 14:27

Clerk of Course :

Time Issued :

Chief Timekeeper : Graham Marshall

THESE RESULTS ARE PROVISIONAL UNTIL THE CONCLUSION OF ANY JUDICIAL AND TECHNICAL MATTERS

HS Sports Timing and Results Systems - Results and Lap Times at www.hssports.co.uk

BRITISH HISTORIC RACING

RESULT - RACE 6

EVENT 16

PI	No	Evt	Name	Machine	Laps	Time	MPH	Best Lap on	MPH
1	4	16	BLEACH/ DAWS	Norton Ducker Lynx 750	8	8:55.22	74.80	1:04.77	4 77.26
2	97	16	DAWSON/ BAR	BMW 750	8	9:20.44	71.43	1:07.19	3 74.48
3	78	16	WICKETT/ DUPLOCK	Triumph Thunderbird 74	7	8:54.31	65.56	1:13.63	6 67.96
Not-Classified									
	87	16	SYKES/ RUTH	BMW 1000	5	8:24.43	DNF	49.60	1:22.66 3 60.54
	65	16	COX/ BERESFORD	Triumph Bonneville 750	3	4:27.05	DNF	56.21	1:21.45 2 61.44

Fastest Lap

4 16 BLEACH/ DAWS Norton Ducker Lynx 750 1:04.77 4 77.26

No 11 - Time includes 10s Penalty for INCORRECT GRID POSITION

EVENT 17

PI	No	Evt	Name	Machine	Laps	Time	MPH	Best Lap on	MPH
1	34	17	TUER/ TUER	Morgan Racing 1208	8	8:26.09	79.10	1:02.08	7 80.61
2	46	17	BIBBY/ SIMONS-WESTON	Morgan Racing 1208	8	8:27.12	78.94	1:01.94	2 80.79
3	51	17	ORMROD/ NEAL	Curley Trike 1297	8	8:35.01	77.73	1:02.62	2 79.91
4	11	17	QUIRK/ WESTON	Vincent Rapide 1272	8	9:10.92	72.66	1:06.20	2 75.59
5	27	17	HUTCHINSON/ TBA	Berkeley T60 1293	8	9:20.39	71.44	1:08.16	2 73.42
6	441	17	PICKUP/ PICKUP	Morgan1046	6	8:29.44	58.94	1:19.44	6 62.99
Not-Classified									
	187	17	ABRAHAMS/ ABRAHAMS	Vincent Rapide 1275	4	4:14.83	DNF	78.55	1:02.12 3 80.55
	16	17	HODGSON/ HODGSON	Morgan F2 1172	3	3:38.43	DNF	68.73	1:08.91 3 72.62

Fastest Lap

46 17 BIBBY/ SIMONS-WESTON Morgan Racing 1208 1:01.94 2 80.79

No 11 - Time includes 10s Penalty for INCORRECT GRID POSITION

EVENT 23a

PI	No	Evt	Name	Machine	Laps	Time	MPH	Best Lap on	MPH
1	656	23a	DAVENPORT/ DAVENPORT	Aprilia RS	8	9:13.74	72.29	1:07.53	6 74.10
Fastest Lap									
	656	23a	DAVENPORT/ DAVENPORT	Aprilia RS				1:07.53	6 74.10

No 11 - Time includes 10s Penalty for INCORRECT GRID POSITION

Start Time : 14:07

Mallory Park

13 Apr 19 14:27

Clerk of Course :

Time Issued :

Chief Timekeeper : Graham Marshall

THESE RESULTS ARE PROVISIONAL UNTIL THE CONCLUSION OF ANY JUDICIAL AND TECHNICAL MATTERS

HS Sports Timing and Results Systems - Results and Lap Times at www.hssports.co.uk

EVENTS 15, 16, 17 & 23A

LAP TIMES - RACE 6

4	BLEACH/ DAWS										
	Lap	1	2	3	4	5	6	7	8	9	10
	1	1:13.72	1:06.06	1:06.92	1:04.77	1:06.47	1:06.27	1:05.56	1:05.45		
11	QUIRK/ WESTON										
	Lap	1	2	3	4	5	6	7	8	9	10
	1	1:13.37	1:06.20	1:06.97	1:06.99	1:07.64	1:06.89	1:06.62	1:06.24		
16	HODGSON/ HODGSON										
	Lap	1	2	3	4	5	6	7	8	9	10
	1	1:20.31	1:09.21	1:08.91							
27	HUTCHINSON/ TBA										
	Lap	1	2	3	4	5	6	7	8	9	10
	1	1:15.40	1:08.16	1:09.35	1:09.10	1:10.24	1:09.94	1:09.63	1:08.57		
34	TUER/ TUER										
	Lap	1	2	3	4	5	6	7	8	9	10
	1	1:08.00	1:02.23	1:02.35	1:02.88	1:02.50	1:02.55	1:02.08	1:03.50		
46	BIBBY/ SIMONS-WESTON										
	Lap	1	2	3	4	5	6	7	8	9	10
	1	1:08.51	1:01.94	1:02.40	1:02.72	1:02.60	1:02.55	1:01.97	1:04.43		
51	ORMROD/ NEAL										
	Lap	1	2	3	4	5	6	7	8	9	10
	1	1:09.44	1:02.62	1:02.83	1:04.48	1:03.37	1:03.88	1:03.89	1:04.50		
65	COX/ BERESFORD										
	Lap	1	2	3	4	5	6	7	8	9	10
	1	1:41.42	1:21.45	1:24.18							
78	WICKETT/ DUPLOCK										
	Lap	1	2	3	4	5	6	7	8	9	10
	1	1:25.43	1:15.90	1:15.95	1:14.72	1:14.40	1:13.63	1:14.28			
87	SYKES/ RUTH										
	Lap	1	2	3	4	5	6	7	8	9	10
	1	1:33.86	1:25.44	1:22.66	1:31.57	2:30.90					
97	DAWSON/ BAR										
	Lap	1	2	3	4	5	6	7	8	9	10
	1	1:18.90	1:08.34	1:07.19	1:07.74	1:10.24	1:09.88	1:10.80	1:07.35		
187	ABRAHAMS/ ABRAHAMS										
	Lap	1	2	3	4	5	6	7	8	9	10
	1	1:07.82	1:02.34	1:02.12	1:02.55						
441	PICKUP/ PICKUP										
	Lap	1	2	3	4	5	6	7	8	9	10
	1	1:36.30	1:26.78	1:24.57	1:22.18	1:20.17	1:19.44				

656 DAVENPORT/ DAVENPORT

Lap	1	2	3	4	5	6	7	8	9	10
1	1:18.19	1:07.92	1:07.74	1:08.59	1:07.62	1:07.53	1:08.09	1:08.06		

Lap Chart

EVENTS 15, 16, 17 & 23A - RACE 6

Lap 1		Lap 2		Lap 3		Lap 4		Lap 5		Lap 6		Lap 7		Lap 8		Lap 9		Lap 10		
No	Time	No	Time	No	Time	No	Time	No	Time	No	Time	No	Time	No	Time	No	Time	No	Time	
187	1:07.82	187	2:10.16	187	3:12.28	187	4:14.83	34	5:17.96	34	6:20.51	34	7:22.59	34	8:26.09					
34	1:08.00	34	2:10.23	34	3:12.58	34	4:15.46	46	5:18.17	46	6:20.72	46	7:22.69	46	8:27.12					
46	1:08.51	46	2:10.45	46	3:12.85	46	4:15.57	51	5:22.74	78	6:26.40 *1	51	7:30.51	441	8:29.44 *2					
51	1:09.44	51	2:12.06	51	3:14.89	51	4:19.37	4	5:37.94	51	6:26.62	78	7:40.03 *1	51	8:35.01					
11	1:13.37	11	2:19.57	11	3:26.54	87	4:21.96 *1	11	5:41.17	4	6:44.21	4	7:49.77	78	8:54.31 *1					
4	1:13.72	4	2:19.78	4	3:26.70	65	4:27.05 *1	441	5:49.83 *1	11	6:48.06	11	7:54.68	4	8:55.22					
27	1:15.40	27	2:23.56	27	3:32.91	441	4:27.65 *1	656	5:50.06	656	6:57.59	656	8:05.68	11	9:10.92					
656	1:18.19	656	2:26.11	656	3:33.85	4	4:31.47	27	5:52.25	27	7:02.19	27	8:11.82	656	9:13.74					
97	1:18.90	97	2:27.24	97	3:34.43	11	4:33.53	97	5:52.41	97	7:02.29	97	8:13.09	27	9:20.39					
16	1:20.31	16	2:29.52	16	3:38.43	27	4:42.01	87	5:53.53 *1	441	7:10.00 *1	87	8:24.43 *2	97	9:20.44					
78	1:25.43	78	2:41.33	78	3:57.28	97	4:42.17													
87	1:33.86	87	2:59.30			656	4:42.44													
441	1:36.30	65	3:02.87			78	5:12.00													
65	1:41.42	441	3:03.08																	

BRITISH HISTORIC RACING

EVENTS 7 & 12

RESULT - RACE 7

PI	No	Evt	Name	Machine	Laps	Time	Behind	MPH	Best Lap on	MPH
1	125	7	Andy MOLNAR	Norton Manx 499	8	8:08.48		81.95	59.09	7 84.68
2	135	7	Jason MARKHAM		8	8:09.00	0.52	81.87	58.99	8 84.83
3	74	7	Dave MATRAVERS	Seeley G50	8	8:09.06	0.58	81.85	58.93	8 84.91
4	142	7	Steve HANDS	BSA Manx Goldstar 500	8	8:20.52	12.04	79.98	1:00.85	8 82.24
5	12	7	Stevan RADA KOVIC	Norton Manx 500	8	8:20.57	12.09	79.97	1:00.53	7 82.67
6	161	7	Tyler SCOTHERN	BSA B50	8	8:25.40	16.92	79.21	1:01.28	7 81.66
7	165	12	Jim PORTER	Ducati Sebring 350	8	8:44.73	36.25	76.29	1:04.15	6 78.00
8	42	7	Tony AINLEY	Velocette Venom 499	8	8:49.50	41.02	75.60	1:04.62	4 77.44
9	94	12	Geoff MILLS	Ducati Harrison 250	8	8:51.39	42.91	75.33	1:04.66	6 77.39
10	100	12	Andy HUNT	Ducati Steelcraft 250	8	8:59.32	50.84	74.23	1:04.97	4 77.02
11	234	12	David LINSDELL	Ducati Sebring 350	8	9:13.35	1:04.87	72.34	1:07.49	4 74.14
12	248	12	Andrew PIGGOTT	Ducati Saxon 350	8	9:14.82	1:06.34	72.15	1:07.38	8 74.27
13	22	12	Rod GRAHAM	Ducati MKIII 350	7	8:25.11	1 Lap	69.35	1:09.05	7 72.47
<u>Not-Classified</u>										
	189	7	Gary ABBOTT	BSA Goldstar 500	1	1:17.20	DNF	64.82		0 0.00
<u>Fastest Lap</u>										
	74	7	Dave MATRAVERS	Seeley G50					58.93	8 84.91

Start Time : 14:21

Mallory Park

13 Apr 19 14:39

Clerk of Course :

Time Issued :

Chief Timekeeper : Graham Marshall

THESE RESULTS ARE PROVISIONAL UNTIL THE CONCLUSION OF ANY JUDICIAL AND TECHNICAL MATTERS

HS Sports Timing and Results Systems - Results and Lap Times at www.hssports.co.uk

BRITISH HISTORIC RACING

RESULT - RACE 7

EVENT 12

PI	No	Evt	Name	Machine	Laps	Time	MPH	Best Lap on	MPH
1	165	12	Jim PORTER	Ducati Sebring 350	8	8:44.73	76.29	1:04.15	6 78.00
2	94	12	Geoff MILLS	Ducati Harrison 250	8	8:51.39	75.33	1:04.66	6 77.39
3	100	12	Andy HUNT	Ducati Steelcraft 250	8	8:59.32	74.23	1:04.97	4 77.02
4	234	12	David LINSDELL	Ducati Sebring 350	8	9:13.35	72.34	1:07.49	4 74.14
5	248	12	Andrew PIGGOTT	Ducati Saxon 350	8	9:14.82	72.15	1:07.38	8 74.27
6	22	12	Rod GRAHAM	Ducati MKIII 350	7	8:25.11	69.35	1:09.05	7 72.47

Fastest Lap

165 12 Jim PORTER Ducati Sebring 350 1:04.15 6 78.00

EVENT 7

PI	No	Evt	Name	Machine	Laps	Time	MPH	Best Lap on	MPH
1	125	7	Andy MOLNAR	Norton Manx 499	8	8:08.48	81.95	59.09	7 84.68
2	135	7	Jason MARKHAM		8	8:09.00	81.87	58.99	8 84.83
3	74	7	Dave MATRAVERS	Seeley G50	8	8:09.06	81.85	58.93	8 84.91
4	142	7	Steve HANDS	BSA Manx Goldstar 500	8	8:20.52	79.98	1:00.85	8 82.24
5	12	7	Stevan RADAKOVIC	Norton Manx 500	8	8:20.57	79.97	1:00.53	7 82.67
6	161	7	Tyler SCOTHERN	BSA B50	8	8:25.40	79.21	1:01.28	7 81.66
7	42	7	Tony AINLEY	Velocette Venom 499	8	8:49.50	75.60	1:04.62	4 77.44

Not-Classified

189 7 Gary ABBOTT BSA Goldstar 500 1 1:17.20 DNF 64.82 0 0.00

Fastest Lap

74 7 Dave MATRAVERS Seeley G50 58.93 8 84.91

Start Time : 14:21

Mallory Park

13 Apr 19 14:39

Clerk of Course :

Time Issued :

Chief Timekeeper : Graham Marshall

THESE RESULTS ARE PROVISIONAL UNTIL THE CONCLUSION OF ANY JUDICIAL AND TECHNICAL MATTERS

HS Sports Timing and Results Systems - Results and Lap Times at www.hssports.co.uk

EVENTS 7 & 12

LAP TIMES - RACE 7

12	Stevan RADAKOVIC										
	Lap	1	2	3	4	5	6	7	8	9	10
	1	1:10.13	1:02.67	1:02.82	1:01.40	1:01.65	1:00.67	1:00.53	1:00.70		
16	HODGSON/ HODGSON										
	Lap	1	2	3	4	5	6	7	8	9	10
	1	10:14.68									
21	COWLEY/ BRIDGE										
	Lap	1	2	3	4	5	6	7	8	9	10
	1	10:25.66									
22	Rod GRAHAM										
	Lap	1	2	3	4	5	6	7	8	9	10
	1	1:24.22	1:11.18	1:11.68	1:10.24	1:09.46	1:09.28	1:09.05			
42	Tony AINLEY										
	Lap	1	2	3	4	5	6	7	8	9	10
	1	1:13.40	1:05.28	1:05.12	1:04.62	1:05.65	1:04.78	1:05.82	1:04.83		
74	Dave MATRAVERS										
	Lap	1	2	3	4	5	6	7	8	9	10
	1	1:09.11	1:01.38	1:00.89	1:00.67	59.55	59.07	59.46	58.93		
94	Geoff MILLS										
	Lap	1	2	3	4	5	6	7	8	9	10
	1	1:12.99	1:06.07	1:05.66	1:05.05	1:05.06	1:04.66	1:05.70	1:06.20		
100	Andy HUNT										
	Lap	1	2	3	4	5	6	7	8	9	10
	1	1:14.73	1:05.05	1:05.04	1:04.97	1:05.83	1:08.02	1:07.85	1:07.83		
125	Andy MOLNAR										
	Lap	1	2	3	4	5	6	7	8	9	10
	1	1:08.48	1:01.02	1:00.72	1:00.06	1:00.02	59.86	59.09	59.23		
135	Jason MARKHAM										
	Lap	1	2	3	4	5	6	7	8	9	10
	1	1:08.90	1:01.25	1:00.38	1:00.13	59.93	59.86	59.56	58.99		
142	Steve HANDS										
	Lap	1	2	3	4	5	6	7	8	9	10
	1	1:11.64	1:01.66	1:02.21	1:01.41	1:00.97	1:00.92	1:00.86	1:00.85		
161	Tyler SCOTHERN										
	Lap	1	2	3	4	5	6	7	8	9	10
	1	1:11.06	1:02.57	1:02.84	1:01.95	1:01.53	1:01.86	1:01.28	1:02.31		
165	Jim PORTER										
	Lap	1	2	3	4	5	6	7	8	9	10
	1	1:12.37	1:04.85	1:04.44	1:04.66	1:04.40	1:04.15	1:05.17	1:04.69		

189 Gary ABBOTT

Lap	1	2	3	4	5	6	7	8	9	10
1	1:17.20									

234 David LINSDELL

Lap	1	2	3	4	5	6	7	8	9	10
1	1:17.94	1:08.57	1:07.61	1:07.49	1:07.59	1:07.61	1:08.06	1:08.48		

248 Andrew PIGGOTT

Lap	1	2	3	4	5	6	7	8	9	10
1	1:17.82	1:08.49	1:08.51	1:08.37	1:07.69	1:08.39	1:08.17	1:07.38		

Lap Chart

EVENTS 7 & 12 - RACE 7

Lap 1		Lap 2		Lap 3		Lap 4		Lap 5		Lap 6		Lap 7		Lap 8		Lap 9		Lap 10		
No	Time	No	Time	No	Time	No	Time	No	Time	No	Time	No	Time	No	Time	No	Time	No	Time	
125	1:08.48	125	2:09.50	125	3:10.22	125	4:10.28	125	5:10.30	125	6:10.16	125	7:09.25	125	8:08.48					
135	1:08.90	135	2:10.15	135	3:10.53	135	4:10.66	135	5:10.59	135	6:10.45	135	7:10.01	135	8:09.00					
74	1:09.11	74	2:10.49	74	3:11.38	74	4:12.05	74	5:11.60	74	6:10.67	74	7:10.13	74	8:09.06					
12	1:10.13	12	2:12.80	142	3:15.51	142	4:16.92	142	5:17.89	142	6:18.81	22	7:16.06 *1	142	8:20.52					
161	1:11.06	142	2:13.30	12	3:15.62	12	4:17.02	12	5:18.67	12	6:19.34	142	7:19.67	12	8:20.57					
142	1:11.64	161	2:13.63	161	3:16.47	161	4:18.42	161	5:19.95	161	6:21.81	12	7:19.87	22	8:25.11 *1					
165	1:12.37	165	2:17.22	165	3:21.66	165	4:26.32	165	5:30.72	165	6:34.87	161	7:23.09	161	8:25.40					
94	1:12.99	42	2:18.68	42	3:23.80	42	4:28.42	42	5:34.07	42	6:38.85	165	7:40.04	165	8:44.73					
42	1:13.40	94	2:19.06	94	3:24.72	94	4:29.77	94	5:34.83	94	6:39.49	42	7:44.67	42	8:49.50					
100	1:14.73	100	2:19.78	100	3:24.82	100	4:29.79	100	5:35.62	100	6:43.64	94	7:45.19	94	8:51.39					
189	1:17.20	248	2:26.31	234	3:34.12	234	4:41.61	234	5:49.20	234	6:56.81	100	7:51.49	100	8:59.32					
248	1:17.82	234	2:26.51	248	3:34.82	248	4:43.19	248	5:50.88	248	6:59.27	234	8:04.87	234	9:13.35					
234	1:17.94	22	2:35.40	22	3:47.08	22	4:57.32	22	6:06.78			248	8:07.44	248	9:14.82					
22	1:24.22													16	10:14.68 *7					
														21	10:25.66 *7					



EVENT 25 - MORGAN THREE WHEELER CHAMPIONSHIP

RESULT - RACE 8

PI	No	Evt	Name	Machine	Laps	Time	Behind	MPH	Best Lap on	MPH
1	46	25	BIBBY/ SIMONS-WESTON	Morgan Racing 1208	8	8:48.51		75.75	1:04.27	3 77.86
2	34	25	TUER/ TUER	Morgan Racing 1208	8	8:48.64	0.13	75.73	1:02.21	2 80.44
3	76	25	PIKE/ RARKO	Morgan 5 speeder 2100	8	8:49.54	1.03	75.60	1:04.25	3 77.88
4	16	25	HODGSON/ HODGSON	Morgan F2 1172	8	9:35.80	47.29	69.52	1:06.92	2 74.78
5	441	25	PICKUP/ PICKUP	Morgan1046	7	8:54.88	1 Lap	65.49	1:14.15	7 67.48
6	52	25	CLAY/ JONES	Morgan 3 Wheeler	7	8:56.40	1 Lap	65.30	1:13.99	5 67.63
<u>Not-Classified</u>										
	21	25	COWLEY/ BRIDGE	Morgan Super Aero 1278	2	2:25.18	DNF	68.94	1:07.52	2 74.11
<u>Fastest Lap</u>										
	34	25	TUER/ TUER	Morgan Racing 1208					1:02.21	2 80.44

Start Time : 14:34

Mallory Park

13 Apr 19 14:45

Clerk of Course :

Time Issued :

Chief Timekeeper : Graham Marshall

THESE RESULTS ARE PROVISIONAL UNTIL THE CONCLUSION OF ANY JUDICIAL AND TECHNICAL MATTERS

HS Sports Timing and Results Systems - Results and Lap Times at www.hssports.co.uk

EVENT 25 - MORGAN THREE WHEELER CHAMPIONSHIP

LAP TIMES - RACE 8

16	HODGSON/ HODGSON										
	Lap	1	2	3	4	5	6	7	8	9	10
	1	1:15.87	1:06.92	1:07.17	1:11.18	1:11.62	1:16.05	1:15.38	1:11.61		

21	COWLEY/ BRIDGE										
	Lap	1	2	3	4	5	6	7	8	9	10
	1	1:17.66	1:07.52								

34	TUER/ TUER										
	Lap	1	2	3	4	5	6	7	8	9	10
	1	1:17.78	1:02.21	1:02.74	1:04.54	1:04.42	1:05.28	1:05.88	1:05.79		

46	BIBBY/ SIMONS-WESTON										
	Lap	1	2	3	4	5	6	7	8	9	10
	1	1:12.79	1:04.88	1:04.27	1:04.65	1:04.59	1:05.59	1:05.98	1:05.76		

52	CLAY/ JONES										
	Lap	1	2	3	4	5	6	7	8	9	10
	1	1:27.05	1:16.01	1:15.85	1:14.96	1:13.99	1:14.02	1:14.52			

76	PIKE/ RARKO										
	Lap	1	2	3	4	5	6	7	8	9	10
	1	1:13.23	1:04.56	1:04.25	1:05.97	1:05.34	1:04.57	1:05.50	1:06.12		

441	PICKUP/ PICKUP										
	Lap	1	2	3	4	5	6	7	8	9	10
	1	1:24.12	1:15.00	1:17.07	1:14.48	1:15.24	1:14.82	1:14.15			

Lap Chart

EVENT 25 - MORGAN THREE WHEELER CHAMPIONSHIP - RACE 8

Lap 1		Lap 2		Lap 3		Lap 4		Lap 5		Lap 6		Lap 7		Lap 8		Lap 9		Lap 10	
No	Time	No	Time	No	Time	No	Time	No	Time	No	Time	No	Time	No	Time	No	Time	No	Time
46	1:12.79	46	2:17.67	46	3:21.94	46	4:26.59	46	5:31.18	46	6:36.77	46	7:42.75	46	8:48.51				
76	1:13.23	76	2:17.79	76	3:22.04	34	4:27.27	34	5:31.69	34	6:36.97	34	7:42.85	34	8:48.64				
16	1:15.87	34	2:19.99	34	3:22.73	76	4:28.01	76	5:33.35	76	6:37.92	76	7:43.42	76	8:49.54				
21	1:17.66	16	2:22.79	16	3:29.96	16	4:41.14	16	5:52.76	16	7:08.81	16	8:24.19	441	8:54.88	*1			
34	1:17.78	21	2:25.18	441	3:56.19	441	5:10.67	441	6:25.91	441	7:40.73			52	8:56.40	*1			
441	1:24.12	441	2:39.12	52	3:58.91	52	5:13.87	52	6:27.86	52	7:41.88			16	9:35.80				
52	1:27.05	52	2:43.06																



EVENTS 2, 3, 4, 11, 23, 31 & MZ Supa5

RESULT - RACE 9

PI	No	Evt	Name	Machine	Laps	Time	Behind	MPH	Best Lap on	MPH
1	10	23	Oliver COOPER	Honda RS125	8	8:08.19		82.00	59.22	3 84.50
2	100	3	Andy HUNT	Ducati Steelcraft 250	8	8:18.12	9.93	80.37	1:00.26	2 83.04
3	9	23	William GRANT	Honda RS 124	8	8:37.03	28.84	77.43	1:02.25	7 80.39
4	36	11	Ian SCUTT	BSA Bantam 125	8	8:37.55	29.36	77.35	1:03.01	6 79.42
5	94	3	Geoff MILLS	Ducati Harrison 250	8	8:38.77	30.58	77.17	1:03.17	7 79.21
6	233	11	Tom SNOW	BSA Bantam 125	8	8:39.33	31.14	77.08	1:03.03	6 79.39
7	148	23	Reg SQUIRES	Honda RS125	8	8:40.58	32.39	76.90	1:03.03	7 79.39
8	195	4	Graham BULLER	Norton 40M 349	8	8:42.66	34.47	76.59	1:03.82	5 78.41
9	47	2	Mervyn STRATFORD	Rudge 249	8	8:45.29	37.10	76.21	1:03.36	5 78.98
10	150	11	Robert DUESBURY	BSA Bantam	8	9:14.16	1:05.97	72.24	1:07.86	2 73.74
11	248	3	Andrew PIGGOTT	Ducati MKIII 250	8	9:20.54	1:12.35	71.42	1:08.47	6 73.08
12	24	11	Joao QUINTANEIRO	BSA Bantam 175	7	8:19.19	1 Lap	70.17	1:09.61	2 71.89
13	118	MZ	Charlie OLLIS	MZ TS250/1	7	8:20.36	1 Lap	70.01	1:09.69	7 71.80
14	223	11	Andrew FRASER	BSA Bantam 125	7	8:40.95	1 Lap	67.24	1:12.18	4 69.33
15	295	MZ	Charles OLLIS	MZ Supa 5 250	7	8:45.84	1 Lap	66.61	1:12.76	6 68.77
16	52	11	Robbie BROWN	BSA Bantam 183	7	8:45.97	1 Lap	66.60	1:12.00	3 69.50
17	85	MZ	Douglas SHERBOURNE	MZ Supa 5 249	7	8:47.75	1 Lap	66.37	1:12.15	3 69.36
18	298	2	Samuel PAGE	Velocette Mov 250	7	8:54.90	1 Lap	65.49	1:13.49	3 68.09
19	231	MZ	Philip SMITH	MZ TS250/1	7	9:03.62	1 Lap	64.43	1:15.56	6 66.23
20	109	4	John FIELDHOUSE	Velocette Viper 350	7	9:16.61	1 Lap	62.93	1:17.20	3 64.82
21	177	31	Anthony HAZLEDINE	Egl - Vincent Comet 500	7	9:23.21	1 Lap	62.19	1:17.45	7 64.61
22	192	11	Ken WRIGHT	BSA Bantam 190	6	8:40.52	2 Laps	57.68	1:23.30	4 60.07
23	220	11	Andrew CATTELL	BSA Bantam 175	6	8:48.39	2 Laps	56.82	1:25.06	4 58.83
Not-Classified										
	190	31	Tony GREEN	Velocette Mac 350	4	5:27.50	DNF	61.12	1:18.19	4 64.00
Fastest Lap										
	10	23	Oliver COOPER	Honda RS125					59.22	3 84.50

Start Time : 15:08

Mallory Park

13 Apr 19 15:19

Clerk of Course :

Time Issued :

Chief Timekeeper : Graham Marshall

THESE RESULTS ARE PROVISIONAL UNTIL THE CONCLUSION OF ANY JUDICIAL AND TECHNICAL MATTERS

HS Sports Timing and Results Systems - Results and Lap Times at www.hssports.co.uk

BRITISH HISTORIC RACING

RESULT - RACE 9

EVENT 11

PI	No	Evt	Name	Machine	Laps	Time	MPH	Best Lap on	MPH
1	36	11	Ian SCUTT	BSA Bantam 125	8	8:37.55	77.35	1:03.01	6 79.42
2	233	11	Tom SNOW	BSA Bantam 125	8	8:39.33	77.08	1:03.03	6 79.39
3	150	11	Robert DUESBURY	BSA Bantam	8	9:14.16	72.24	1:07.86	2 73.74
4	24	11	Joao QUINTANEIRO	BSA Bantam 175	7	8:19.19	70.17	1:09.61	2 71.89
5	223	11	Andrew FRASER	BSA Bantam 125	7	8:40.95	67.24	1:12.18	4 69.33
6	52	11	Robbie BROWN	BSA Bantam 183	7	8:45.97	66.60	1:12.00	3 69.50
7	192	11	Ken WRIGHT	BSA Bantam 190	6	8:40.52	57.68	1:23.30	4 60.07
8	220	11	Andrew CATTELL	BSA Bantam 175	6	8:48.39	56.82	1:25.06	4 58.83

Fastest Lap

36 11 Ian SCUTT BSA Bantam 125 1:03.01 6 79.42

EVENT 2

PI	No	Evt	Name	Machine	Laps	Time	MPH	Best Lap on	MPH
1	47	2	Mervyn STRATFORD	Rudge 249	8	8:45.29	76.21	1:03.36	5 78.98
2	298	2	Samuel PAGE	Velocette Mov 250	7	8:54.90	65.49	1:13.49	3 68.09

Fastest Lap

47 2 Mervyn STRATFORD Rudge 249 1:03.36 5 78.98

EVENT 23

PI	No	Evt	Name	Machine	Laps	Time	MPH	Best Lap on	MPH
1	10	23	Oliver COOPER	Honda RS125	8	8:08.19	82.00	59.22	3 84.50
2	9	23	William GRANT	Honda RS 124	8	8:37.03	77.43	1:02.25	7 80.39
3	148	23	Reg SQUIRES	Honda RS125	8	8:40.58	76.90	1:03.03	7 79.39

Fastest Lap

10 23 Oliver COOPER Honda RS125 59.22 3 84.50

Start Time : 15:08

Mallory Park

13 Apr 19 15:19

Clerk of Course :

Time Issued :

Chief Timekeeper : Graham Marshall

THESE RESULTS ARE PROVISIONAL UNTIL THE CONCLUSION OF ANY JUDICIAL AND TECHNICAL MATTERS

HS Sports Timing and Results Systems - Results and Lap Times at www.hssports.co.uk

BRITISH HISTORIC RACING

RESULT - RACE 9

EVENT 3

PI	No	Evt	Name	Machine	Laps	Time	MPH	Best Lap on	MPH
1	100	3	Andy HUNT	Ducati Steelcraft 250	8	8:18.12	80.37	1:00.26	2 83.04
2	94	3	Geoff MILLS	Ducati Harrison 250	8	8:38.77	77.17	1:03.17	7 79.21
3	248	3	Andrew PIGGOTT	Ducati MKIII 250	8	9:20.54	71.42	1:08.47	6 73.08

Fastest Lap

100 3 Andy HUNT Ducati Steelcraft 250 1:00.26 2 83.04

EVENT 31

PI	No	Evt	Name	Machine	Laps	Time	MPH	Best Lap on	MPH
1	177	31	Anthony HAZLEDINE	Egl - Vincent Comet 500	7	9:23.21	62.19	1:17.45	7 64.61

Not-Classified

190 31 Tony GREEN Velocette Mac 350 4 5:27.50 DNF 61.12 1:18.19 4 64.00

Fastest Lap

177 31 Anthony HAZLEDINE Egl - Vincent Comet 500 1:17.45 7 64.61

EVENT 4

PI	No	Evt	Name	Machine	Laps	Time	MPH	Best Lap on	MPH
1	195	4	Graham BULLER	Norton 40M 349	8	8:42.66	76.59	1:03.82	5 78.41
2	109	4	John FIELDHOUSE	Velocette Viper 350	7	9:16.61	62.93	1:17.20	3 64.82

Fastest Lap

195 4 Graham BULLER Norton 40M 349 1:03.82 5 78.41

Start Time : 15:08

Mallory Park

13 Apr 19 15:19

Clerk of Course :

Time Issued :

Chief Timekeeper : Graham Marshall

THESE RESULTS ARE PROVISIONAL UNTIL THE CONCLUSION OF ANY JUDICIAL AND TECHNICAL MATTERS

HS Sports Timing and Results Systems - Results and Lap Times at www.hssports.co.uk

BRITISH HISTORIC RACING

RESULT - RACE 9

EVENT MZ

PI	No	Evt	Name	Machine	Laps	Time	MPH	Best Lap on	MPH
1	118	MZ	Charlie OLLIS	MZ TS250/1	7	8:20.36	70.01	1:09.69	7 71.80
2	295	MZ	Charles OLLIS	MZ Supa 5 250	7	8:45.84	66.61	1:12.76	6 68.77
3	85	MZ	Douglas SHERBOURNE	MZ Supa 5 249	7	8:47.75	66.37	1:12.15	3 69.36
4	231	MZ	Philip SMITH	MZ TS250/1	7	9:03.62	64.43	1:15.56	6 66.23

Fastest Lap

118 MZ Charlie OLLIS MZ TS250/1 1:09.69 7 71.80

Start Time : 15:08

Mallory Park

13 Apr 19 15:19

Clerk of Course :

Time Issued :

Chief Timekeeper : Graham Marshall

THESE RESULTS ARE PROVISIONAL UNTIL THE CONCLUSION OF ANY JUDICIAL AND TECHNICAL MATTERS

HS Sports Timing and Results Systems - Results and Lap Times at www.hssports.co.uk

RACE GRID

EVENTS 2, 3, 4, 11, 23, 31 & MZ Supa5

RACE 9

ROW 9			220 01:24.230 Andrew CATTELL
ROW 8	192 01:20.670 Ken WRIGHT	190 01:17.810 Tony GREEN	177 01:17.140 Anthony HAZLEDINE
ROW 7	109 01:16.930 John FIELDHOUSE	231 01:14.400 Philip SMITH	85 01:13.100 Douglas SHERBOURNE
ROW 6	295 01:12.630 Charles OLLIS	223 01:10.940 Andrew FRASER	22 01:10.290 Rod GRAHAM
ROW 5	24 01:09.690 Joao QUINTANEIRO	52 01:09.480 Robbie BROWN	118 01:09.310 Charlie OLLIS
ROW 4	150 01:08.810 Robert DUESBURY	248 01:08.550 Andrew PIGGOTT	61 01:07.290 Ian BAINBRIDGE
ROW 3	9 01:05.230 William GRANT	100 01:04.160 Andy HUNT	94 01:03.660 Geoff MILLS
ROW 2	148 01:03.300 Reg SQUIRES	47 01:03.040 Mervyn STRATFORD	195 01:02.860 Graham BULLER
ROW 1	233 01:02.600 Tom SNOW	36 01:02.280 Ian SCUTT	10 59.220 Oliver COOPER
POLE			

EVENTS 2, 3, 4, 11, 23, 31 & MZ Supa5

LAP TIMES - RACE 9

9	William GRANT										
	Lap	1	2	3	4	5	6	7	8	9	10
	1	1:12.86	1:03.62	1:03.49	1:04.84	1:03.28	1:03.03	1:02.25	1:03.66		
10	Oliver COOPER										
	Lap	1	2	3	4	5	6	7	8	9	10
	1	1:06.73	59.93	59.22	1:00.62	1:00.31	1:00.57	1:00.85	59.96		
24	Joao QUINTANEIRO										
	Lap	1	2	3	4	5	6	7	8	9	10
	1	1:17.37	1:09.61	1:10.54	1:10.37	1:10.54	1:10.84	1:09.92			
36	Ian SCUTT										
	Lap	1	2	3	4	5	6	7	8	9	10
	1	1:10.86	1:03.74	1:03.61	1:04.64	1:04.05	1:03.01	1:03.15	1:04.49		
47	Mervyn STRATFORD										
	Lap	1	2	3	4	5	6	7	8	9	10
	1	1:11.82	1:04.71	1:04.52	1:04.99	1:03.36	1:04.36	1:04.96	1:06.57		
52	Robbie BROWN										
	Lap	1	2	3	4	5	6	7	8	9	10
	1	1:22.96	1:14.25	1:12.00	1:13.27	1:13.75	1:14.40	1:15.34			
85	Douglas SHERBOURNE										
	Lap	1	2	3	4	5	6	7	8	9	10
	1	1:23.72	1:15.39	1:12.15	1:13.08	1:13.55	1:14.26	1:15.60			
94	Geoff MILLS										
	Lap	1	2	3	4	5	6	7	8	9	10
	1	1:10.75	1:04.55	1:03.42	1:05.46	1:03.92	1:03.60	1:03.17	1:03.90		
100	Andy HUNT										
	Lap	1	2	3	4	5	6	7	8	9	10
	1	1:07.31	1:00.26	1:00.47	1:01.91	1:00.78	1:02.50	1:02.60	1:02.29		
109	John FIELDHOUSE										
	Lap	1	2	3	4	5	6	7	8	9	10
	1	1:29.53	1:18.18	1:17.20	1:17.49	1:17.88	1:18.39	1:17.94			
118	Charlie OLLIS										
	Lap	1	2	3	4	5	6	7	8	9	10
	1	1:18.22	1:09.90	1:10.27	1:10.09	1:10.79	1:11.40	1:09.69			
148	Reg SQUIRES										
	Lap	1	2	3	4	5	6	7	8	9	10
	1	1:12.68	1:04.50	1:04.08	1:04.18	1:03.62	1:04.64	1:03.03	1:03.85		
150	Robert DUESBURY										
	Lap	1	2	3	4	5	6	7	8	9	10
	1	1:17.14	1:07.86	1:07.88	1:08.09	1:08.33	1:07.93	1:08.54	1:08.39		

177	Anthony HAZLEDINE									
Lap	1	2	3	4	5	6	7	8	9	10
1	1:29.64	1:21.08	1:19.17	1:19.00	1:18.76	1:18.11	1:17.45			
190	Tony GREEN									
Lap	1	2	3	4	5	6	7	8	9	10
1	1:28.49	1:20.32	1:20.50	1:18.19						
192	Ken WRIGHT									
Lap	1	2	3	4	5	6	7	8	9	10
1	1:38.38	1:24.61	1:24.83	1:23.30	1:23.53	1:25.87				
195	Graham BULLER									
Lap	1	2	3	4	5	6	7	8	9	10
1	1:10.53	1:04.51	1:04.73	1:04.84	1:03.82	1:03.96	1:04.94	1:05.33		
220	Andrew CATTELL									
Lap	1	2	3	4	5	6	7	8	9	10
1	1:38.51	1:27.31	1:25.53	1:25.06	1:26.34	1:25.64				
223	Andrew FRASER									
Lap	1	2	3	4	5	6	7	8	9	10
1	1:23.38	1:13.11	1:13.04	1:12.18	1:12.63	1:12.72	1:13.89			
231	Philip SMITH									
Lap	1	2	3	4	5	6	7	8	9	10
1	1:25.09	1:16.22	1:16.87	1:16.43	1:17.07	1:15.56	1:16.38			
233	Tom SNOW									
Lap	1	2	3	4	5	6	7	8	9	10
1	1:11.91	1:03.77	1:03.38	1:04.58	1:03.87	1:03.03	1:03.74	1:05.05		
248	Andrew PIGGOTT									
Lap	1	2	3	4	5	6	7	8	9	10
1	1:15.13	1:08.62	1:08.52	1:09.25	1:09.25	1:08.47	1:08.58	1:12.72		
295	Charles OLLIS									
Lap	1	2	3	4	5	6	7	8	9	10
1	1:23.38	1:15.18	1:13.23	1:13.37	1:13.41	1:12.76	1:14.51			
298	Samuel PAGE									
Lap	1	2	3	4	5	6	7	8	9	10
1	1:25.49	1:14.51	1:13.49	1:14.36	1:15.50	1:16.46	1:15.09			

Lap Chart

EVENTS 2, 3, 4, 11, 23, 31 & MZ Supa5 - RACE 9

Lap 1		Lap 2		Lap 3		Lap 4		Lap 5		Lap 6		Lap 7		Lap 8		Lap 9		Lap 10	
No	Time	No	Time	No	Time	No	Time	No	Time	No	Time	No	Time	No	Time	No	Time	No	Time
10	1:06.73	10	2:06.66	10	3:05.88	10	4:06.50	10	5:06.81	10	6:07.38	10	7:08.23	10	8:08.19				
100	1:07.31	100	2:07.57	100	3:08.04	190	4:09.31 *1	298	5:07.85 *1	100	6:13.23	24	7:09.27 *1	100	8:18.12				
195	1:10.53	36	2:14.60	36	3:18.21	177	4:09.89 *1	100	5:10.73	223	6:14.34 *1	118	7:10.67 *1	24	8:19.19 *1				
94	1:10.75	195	2:15.04	94	3:18.72	100	4:09.95	231	5:14.61 *1	52	6:16.23 *1	192	7:14.65 *2	118	8:20.36 *1				
36	1:10.86	94	2:15.30	233	3:19.06	36	4:22.85	109	5:22.40 *1	85	6:17.89 *1	100	7:15.83	9	8:37.03				
47	1:11.82	233	2:15.68	195	3:19.77	233	4:23.64	36	5:26.90	295	6:18.57 *1	220	7:22.75 *2	36	8:37.55				
233	1:11.91	9	2:16.48	9	3:19.97	94	4:24.18	190	5:27.50 *1	298	6:23.35 *1	223	7:27.06 *1	94	8:38.77				
148	1:12.68	47	2:16.53	47	3:21.05	195	4:24.61	233	5:27.51	36	6:29.91	52	7:30.63 *1	233	8:39.33				
9	1:12.86	148	2:17.18	148	3:21.26	9	4:24.81	9	5:28.09	233	6:30.54	295	7:31.33 *1	192	8:40.52 *2				
248	1:15.13	248	2:23.75	248	3:32.27	148	4:25.44	94	5:28.10	9	6:31.12	85	7:32.15 *1	148	8:40.58				
150	1:17.14	150	2:25.00	150	3:32.88	47	4:26.04	195	5:28.43	231	6:31.68 *1	36	7:33.06	223	8:40.95 *1				
24	1:17.37	24	2:26.98	24	3:37.52	192	4:27.82 *1	177	5:28.89 *1	94	6:31.70	9	7:33.37	195	8:42.66				
118	1:18.22	118	2:28.12	118	3:38.39	220	4:31.35 *1	148	5:29.06	195	6:32.39	233	7:34.28	47	8:45.29				
52	1:22.96	223	2:36.49	52	3:49.21	150	4:40.97	47	5:29.40	148	6:33.70	94	7:34.87	295	8:45.84 *1				
223	1:23.38	52	2:37.21	223	3:49.53	248	4:41.52	150	5:49.30	47	6:33.76	148	7:36.73	52	8:45.97 *1				
295	1:23.38	295	2:38.56	85	3:51.26	24	4:47.89	248	5:50.77	109	6:40.28 *1	195	7:37.33	85	8:47.75 *1				
85	1:23.72	85	2:39.11	295	3:51.79	118	4:48.48	192	5:51.12 *1	177	6:47.65 *1	47	7:38.72	220	8:48.39 *2				
231	1:25.09	298	2:40.00	298	3:53.49	223	5:01.71	220	5:56.41 *1	150	6:57.23	298	7:39.81 *1	298	8:54.90 *1				
298	1:25.49	231	2:41.31	231	3:58.18	52	5:02.48	24	5:58.43	248	6:59.24	231	7:47.24 *1	231	9:03.62 *1				
190	1:28.49	109	2:47.71	109	4:04.91	85	5:04.34	118	5:59.27			109	7:58.67 *1	150	9:14.16				
109	1:29.53	190	2:48.81			295	5:05.16					177	8:05.76 *1	109	9:16.61 *1				
177	1:29.64	177	2:50.72									150	8:05.77	248	9:20.54				
192	1:38.38	192	3:02.99									248	8:07.82	177	9:23.21 *1				
220	1:38.51	220	3:05.82																



ACU BRITISH SCOOTER STOCK CHAMPIONSHIP

RESULT - RACE 10

PI	No	Evt	Name	Machine	Laps	Time	Behind	MPH	Best Lap on	MPH
1	6	4	Darren CONNEELY	Lambretta 205	8	8:28.94		78.66	1:02.44	5 80.14
2	86	4	Jason METIVIER	Lambretta GP205	8	8:34.09	5.15	77.87	1:02.86	3 79.61
3	16	4	Damon TUNNICLIFFE	Lambretta GP200	8	8:51.32	22.38	75.34	1:04.19	6 77.96
4	18	4	Dan LEWIS	Lambretta GP200	8	8:52.16	23.22	75.23	1:05.43	6 76.48
5	46	Pr	David DELANEY	Vespa 90SS 132	8	8:57.45	28.51	74.49	1:06.07	3 75.74
6	5	Pr	Justin PRICE	Lambretta GP 200	8	9:02.50	33.56	73.79	1:06.46	4 75.29
7	41	4e	Stuart DAY	Lambretta 200	8	9:21.19	52.25	71.33	1:05.85	3 75.99
8	12	Pr	Jeremy STEEL	Lambretta GP200	8	9:25.12	56.18	70.84	1:08.46	8 73.09
9	76	4e	Pete MOLKENTHIN	Lambretta 200	8	9:26.04	57.10	70.72	1:08.28	8 73.29
10	4	Pr	Graham TATTON	Lambretta GP200	8	9:27.54	58.60	70.54	1:06.84	3 74.87
11	58	Pr	Stephen HAMILTON	Vespa 135	8	9:27.56	58.62	70.53	1:09.06	8 72.46
12	10	4e	Drew DUNCAN	Lambretta Jet 200	8	9:29.01	1:00.07	70.35	1:09.39	6 72.11
13	62	4	Taylor STURGESS	Lambretta BGM 205	8	9:31.93	1:02.99	69.99	1:08.87	8 72.66
14	36	10	Nikita MCNALLY	Piaggio Zip 78	8	9:34.04	1:05.10	69.74	1:09.34	8 72.17
15	74	Pr	Bob WEST	Lambretta SRP 200	8	9:37.32	1:08.38	69.34	1:10.40	7 71.08
16	19	10	Mark SHIRLEY	Piaggio Zip 80	8	9:46.16	1:17.22	68.30	1:10.84	3 70.64
17	109	4	Paul FITZGERALD	Lambretta GP205	7	8:39.97	1 Lap	67.37	1:10.86	7 70.62
18	29	Pr	Robert FIELDER	Vespa PX 177	7	8:40.09	1 Lap	67.35	1:12.61	5 68.92
19	25	Pr	Thomas SHAW	Scomadi TL 200	7	8:40.69	1 Lap	67.27	1:12.69	2 68.84
20	17	Pr	Justin OFFLAND	Lambretta GP 200	7	8:50.16	1 Lap	66.07	1:13.69	5 67.91
21	44	4	Mark CLIPSTONE	Lambretta GP 205	7	8:56.05	1 Lap	65.34	1:14.26	2 67.38
22	48	4	Gary BIDDLE	Lambretta GP 200	7	8:56.15	1 Lap	65.33	1:14.63	5 67.05
23	95	Pr	Andrew FITZSIMONS	Lambretta GP198	7	9:47.74	1 Lap	59.60	1:21.91	6 61.09

Fastest Lap

6 4 Darren CONNEELY Lambretta 205 1:02.44 5 80.14

Start Time : 15:24

Mallory Park

13 Apr 19 15:35

Clerk of Course :

Time Issued :

Chief Timekeeper : Graham Marshall

THESE RESULTS ARE PROVISIONAL UNTIL THE CONCLUSION OF ANY JUDICIAL AND TECHNICAL MATTERS

HS Sports Timing and Results Systems - Results and Lap Times at www.hssports.co.uk

BRITISH HISTORIC RACING

RESULT - RACE 10

EVENT 10

PI	No	Evt	Name	Machine	Laps	Time	MPH	Best Lap on	MPH
1	36	10	Nikita MCNALLY	Piaggio Zip 78	8	9:34.04	69.74	1:09.34	8 72.17
2	19	10	Mark SHIRLEY	Piaggio Zip 80	8	9:46.16	68.30	1:10.84	3 70.64

Fastest Lap

36 10 Nikita MCNALLY Piaggio Zip 78 1:09.34 8 72.17

EVENT 4

PI	No	Evt	Name	Machine	Laps	Time	MPH	Best Lap on	MPH
1	6	4	Darren CONNEELY	Lambretta 205	8	8:28.94	78.66	1:02.44	5 80.14
2	86	4	Jason METIVIER	Lambretta GP205	8	8:34.09	77.87	1:02.86	3 79.61
3	16	4	Damon TUNNICLIFFE	Lambretta GP200	8	8:51.32	75.34	1:04.19	6 77.96
4	18	4	Dan LEWIS	Lambretta GP200	8	8:52.16	75.23	1:05.43	6 76.48
5	62	4	Taylor STURGESS	Lambretta BGM 205	8	9:31.93	69.99	1:08.87	8 72.66
6	109	4	Paul FITZGERALD	Lambretta GP205	7	8:39.97	67.37	1:10.86	7 70.62
7	44	4	Mark CLIPSTONE	Lambretta GP 205	7	8:56.05	65.34	1:14.26	2 67.38
8	48	4	Gary BIDDLE	Lambretta GP 200	7	8:56.15	65.33	1:14.63	5 67.05

Fastest Lap

6 4 Darren CONNEELY Lambretta 205 1:02.44 5 80.14

EVENT 4e

PI	No	Evt	Name	Machine	Laps	Time	MPH	Best Lap on	MPH
1	41	4e	Stuart DAY	Lambretta 200	8	9:21.19	71.33	1:05.85	3 75.99
2	76	4e	Pete MOLKENTHIN	Lambretta 200	8	9:26.04	70.72	1:08.28	8 73.29
3	10	4e	Drew DUNCAN	Lambretta Jet 200	8	9:29.01	70.35	1:09.39	6 72.11

Fastest Lap

41 4e Stuart DAY Lambretta 200 1:05.85 3 75.99

Start Time : 15:24

Mallory Park

13 Apr 19 15:35

Clerk of Course :

Time Issued :

Chief Timekeeper : Graham Marshall

THESE RESULTS ARE PROVISIONAL UNTIL THE CONCLUSION OF ANY JUDICIAL AND TECHNICAL MATTERS

HS Sports Timing and Results Systems - Results and Lap Times at www.hssports.co.uk

BRITISH HISTORIC RACING

RESULT - RACE 10

EVENT Pr

Pl	No	Evt	Name	Machine	Laps	Time	MPH	Best Lap on	MPH
1	46	Pr	David DELANEY	Vespa 90SS 132	8	8:57.45	74.49	1:06.07	3 75.74
2	5	Pr	Justin PRICE	Lambretta GP 200	8	9:02.50	73.79	1:06.46	4 75.29
3	12	Pr	Jeremy STEEL	Lambretta GP200	8	9:25.12	70.84	1:08.46	8 73.09
4	4	Pr	Graham TATTON	Lambretta GP200	8	9:27.54	70.54	1:06.84	3 74.87
5	58	Pr	Stephen HAMILTON	Vespa 135	8	9:27.56	70.53	1:09.06	8 72.46
6	74	Pr	Bob WEST	Lambretta SRP 200	8	9:37.32	69.34	1:10.40	7 71.08
7	29	Pr	Robert FIELDER	Vespa PX 177	7	8:40.09	67.35	1:12.61	5 68.92
8	25	Pr	Thomas SHAW	Scomadi TL 200	7	8:40.69	67.27	1:12.69	2 68.84
9	17	Pr	Justin OFFLAND	Lambretta GP 200	7	8:50.16	66.07	1:13.69	5 67.91
10	95	Pr	Andrew FITZSIMONS	Lambretta GP198	7	9:47.74	59.60	1:21.91	6 61.09

Fastest Lap

46 Pr David DELANEY Vespa 90SS 132 1:06.07 3 75.74

Start Time : 15:24

Mallory Park

13 Apr 19 15:35

Clerk of Course :

Time Issued :

Chief Timekeeper : Graham Marshall

THESE RESULTS ARE PROVISIONAL UNTIL THE CONCLUSION OF ANY JUDICIAL AND TECHNICAL MATTERS

HS Sports Timing and Results Systems - Results and Lap Times at www.hssports.co.uk

RACE GRID

ACU BRITISH SCOOTER STOCK CHAMPIONSHIP

RACES 10,19 and 30

ROW 9	95 01:23.730 Andrew FITZSIMONS	16 01:14.490 Damon TUNNICLIFFE	17 01:14.250 Justin OFFLAND
ROW 8	44 01:14.340 Mark CLIPSTONE	42 01:13.960 Ceri HODNETS	48 01:13.540 Gary BIDDLE
ROW 7	19 01:13.530 Mark SHIRLEY	29 01:13.320 Robert FIELDER	83 01:13.290 Jeremy CREW
ROW 6	25 01:13.120 Thomas SHAW	109 01:12.950 Paul FITZGERALD	36 01:12.500 Nikita MCNALLY
ROW 5	10 01:11.400 Drew DUNCAN	58 01:11.170 Stephen HAMILTON	76 01:11.000 Pete MOLKENTHIN
ROW 4	74 01:10.440 Bob WEST	12 01:10.020 Jeremy STEEL	62 01:09.970 Taylor STURGESS
ROW 3	64 01:09.800 Pat WICKHAM	4 01:06.910 Graham TATTON	46 01:06.860 David DELANEY
ROW 2	5 01:06.040 Justin PRICE	41 01:05.870 Stuart DAY	18 01:05.800 Dan LEWIS
ROW 1	63 01:05.310 David BRISTOW	86 01:05.160 Jason METIVIER	6 01:03.690 Darren CONNEELY

POLE



ACU BRITISH SCOOTER STOCK CHAMPIONSHIP

LAP TIMES - RACE 10

4	Graham TATTON										
Lap	1	2	3	4	5	6	7	8	9	10	
1	1:13.82	1:08.89	1:06.84	1:08.52	1:11.48	1:11.81	1:13.46	1:12.72			
5	Justin PRICE										
Lap	1	2	3	4	5	6	7	8	9	10	
1	1:12.83	1:07.10	1:06.87	1:06.46	1:06.86	1:07.47	1:06.96	1:07.95			
6	Darren CONNEELY										
Lap	1	2	3	4	5	6	7	8	9	10	
1	1:08.38	1:02.88	1:03.12	1:02.83	1:02.44	1:02.46	1:03.22	1:03.61			
10	Drew DUNCAN										
Lap	1	2	3	4	5	6	7	8	9	10	
1	1:17.65	1:10.00	1:10.05	1:10.19	1:09.77	1:09.39	1:10.58	1:11.38			
12	Jeremy STEEL										
Lap	1	2	3	4	5	6	7	8	9	10	
1	1:17.91	1:09.83	1:09.97	1:10.32	1:10.08	1:08.99	1:09.56	1:08.46			
16	Damon TUNNICLIFFE										
Lap	1	2	3	4	5	6	7	8	9	10	
1	1:15.98	1:05.53	1:05.25	1:04.86	1:05.85	1:04.19	1:04.89	1:04.77			
17	Justin OFFLAND										
Lap	1	2	3	4	5	6	7	8	9	10	
1	1:24.31	1:14.17	1:14.84	1:14.37	1:13.69	1:14.21	1:14.57				
18	Dan LEWIS										
Lap	1	2	3	4	5	6	7	8	9	10	
1	1:11.68	1:06.19	1:05.84	1:06.04	1:05.47	1:05.43	1:05.71	1:05.80			
19	Mark SHIRLEY										
Lap	1	2	3	4	5	6	7	8	9	10	
1	1:19.46	1:11.11	1:10.84	1:11.73	1:11.04	1:11.06	1:12.48	1:18.44			
25	Thomas SHAW										
Lap	1	2	3	4	5	6	7	8	9	10	
1	1:21.50	1:12.69	1:13.10	1:13.30	1:13.52	1:13.47	1:13.11				
29	Robert FIELDER										
Lap	1	2	3	4	5	6	7	8	9	10	
1	1:22.10	1:13.34	1:12.98	1:13.32	1:12.61	1:12.97	1:12.77				
36	Nikita MCNALLY										
Lap	1	2	3	4	5	6	7	8	9	10	
1	1:20.33	1:11.27	1:10.35	1:10.81	1:11.01	1:10.22	1:10.71	1:09.34			
41	Stuart DAY										
Lap	1	2	3	4	5	6	7	8	9	10	
1	1:11.90	1:06.07	1:05.85	1:06.16	1:09.58	1:13.36	1:14.10	1:14.17			

44	Mark CLIPSTONE										
	Lap	1	2	3	4	5	6	7	8	9	10
	1	1:23.27	1:14.26	1:15.96	1:14.94	1:14.49	1:15.42	1:17.71			
46	David DELANEY										
	Lap	1	2	3	4	5	6	7	8	9	10
	1	1:13.01	1:06.80	1:06.07	1:06.52	1:06.20	1:06.08	1:06.26	1:06.51		
48	Gary BIDDLE										
	Lap	1	2	3	4	5	6	7	8	9	10
	1	1:22.41	1:14.68	1:14.85	1:14.93	1:14.63	1:16.30	1:18.35			
58	Stephen HAMILTON										
	Lap	1	2	3	4	5	6	7	8	9	10
	1	1:18.38	1:10.99	1:09.36	1:09.94	1:09.22	1:10.11	1:10.50	1:09.06		
62	Taylor STURGESS										
	Lap	1	2	3	4	5	6	7	8	9	10
	1	1:18.60	1:11.57	1:11.35	1:11.12	1:10.22	1:10.49	1:09.71	1:08.87		
74	Bob WEST										
	Lap	1	2	3	4	5	6	7	8	9	10
	1	1:19.64	1:12.09	1:11.64	1:10.65	1:10.61	1:10.59	1:10.40	1:11.70		
76	Pete MOLKENTHIN										
	Lap	1	2	3	4	5	6	7	8	9	10
	1	1:19.77	1:09.80	1:08.90	1:09.65	1:10.02	1:09.11	1:10.51	1:08.28		
86	Jason METIVIER										
	Lap	1	2	3	4	5	6	7	8	9	10
	1	1:08.75	1:03.09	1:02.86	1:02.88	1:03.57	1:04.12	1:04.52	1:04.30		
95	Andrew FITZSIMONS										
	Lap	1	2	3	4	5	6	7	8	9	10
	1	1:33.53	1:22.91	1:22.38	1:22.73	1:22.21	1:21.91	1:22.07			
109	Paul FITZGERALD										
	Lap	1	2	3	4	5	6	7	8	9	10
	1	1:26.73	1:12.67	1:12.82	1:14.12	1:11.46	1:11.31	1:10.86			

Lap Chart

ACU BRITISH SCOOTER STOCK CHAMPIONSHIP - RACE 10

Lap 1		Lap 2		Lap 3		Lap 4		Lap 5		Lap 6		Lap 7		Lap 8		Lap 9		Lap 10	
No	Time	No	Time	No	Time	No	Time	No	Time	No	Time	No	Time	No	Time	No	Time	No	Time
6	1:08.38	6	2:11.26	6	3:14.38	6	4:17.21	6	5:19.65	6	6:22.11	6	7:25.33	6	8:28.94				
86	1:08.75	86	2:11.84	86	3:14.70	86	4:17.58	86	5:21.15	44	6:22.92 *1	29	7:27.32 *1	86	8:34.09				
18	1:11.68	18	2:17.87	18	3:23.71	95	4:18.82 *1	18	5:35.22	86	6:25.27	25	7:27.58 *1	109	8:39.97 *1				
41	1:11.90	41	2:17.97	41	3:23.82	18	4:29.75	16	5:37.47	18	6:40.65	109	7:29.11 *1	29	8:40.09 *1				
5	1:12.83	46	2:19.81	46	3:25.88	41	4:29.98	46	5:38.60	16	6:41.66	86	7:29.79	25	8:40.69 *1				
46	1:13.01	5	2:19.93	16	3:26.76	16	4:31.62	41	5:39.56	46	6:44.68	17	7:35.59 *1	17	8:50.16 *1				
4	1:13.82	16	2:21.51	5	3:26.80	46	4:32.40	5	5:40.12	5	6:47.59	48	7:37.80 *1	16	8:51.32				
16	1:15.98	4	2:22.71	4	3:29.55	5	4:33.26	95	5:41.55 *1	41	6:52.92	44	7:38.34 *1	18	8:52.16				
10	1:17.65	10	2:27.65	10	3:37.70	4	4:38.07	4	5:49.55	4	7:01.36	18	7:46.36	44	8:56.05 *1				
12	1:17.91	12	2:27.74	12	3:37.71	10	4:47.89	10	5:57.66	95	7:03.76 *1	16	7:46.55	48	8:56.15 *1				
58	1:18.38	58	2:29.37	76	3:38.47	12	4:48.03	58	5:57.89	10	7:07.05	46	7:50.94	46	8:57.45				
62	1:18.60	76	2:29.57	58	3:38.73	76	4:48.12	12	5:58.11	12	7:07.10	5	7:54.55	5	9:02.50				
19	1:19.46	62	2:30.17	19	3:41.41	58	4:48.67	76	5:58.14	76	7:07.25	41	8:07.02	41	9:21.19				
74	1:19.64	19	2:30.57	62	3:41.52	62	4:52.64	62	6:02.86	58	7:08.00	4	8:14.82	12	9:25.12				
76	1:19.77	36	2:31.60	36	3:41.95	36	4:52.76	36	6:03.77	62	7:13.35	12	8:16.66	76	9:26.04				
36	1:20.33	74	2:31.73	74	3:43.37	19	4:53.14	19	6:04.18	36	7:13.99	10	8:17.63	4	9:27.54				
25	1:21.50	25	2:34.19	25	3:47.29	74	4:54.02	74	6:04.63	74	7:15.22	76	8:17.76	58	9:27.56				
29	1:22.10	29	2:35.44	29	3:48.42	25	5:00.59	25	6:14.11	19	7:15.24	58	8:18.50	10	9:29.01				
48	1:22.41	48	2:37.09	48	3:51.94	29	5:01.74	29	6:14.35			62	8:23.06	62	9:31.93				
44	1:23.27	44	2:37.53	109	3:52.22	109	5:06.34	109	6:17.80			36	8:24.70	36	9:34.04				
17	1:24.31	17	2:38.48	17	3:53.32	48	5:06.87	17	6:21.38			74	8:25.62	74	9:37.32				
109	1:26.73	109	2:39.40	44	3:53.49	17	5:07.69	48	6:21.50			95	8:25.67 *1	19	9:46.16				
95	1:33.53	95	2:56.44			44	5:08.43					19	8:27.72	95	9:47.74 *1				

BRITISH HISTORIC RACING

EVENTS 1, 5, 6 & 14

RESULT - RACE 11

PI	No	Evt	Name	Machine	Laps	Time	Behind	MPH	Best Lap on	MPH
1	262	14	Daniel PRITCHARD	Suzuki T500	8	8:03.76		82.75	58.91	7 84.94
2	34	14	James MORALEE	Honda K4 350	8	8:09.47	5.71	81.79	59.26	4 84.44
3	108	14	Andrew WIDDOWSON	Suzuki GSX400R	8	8:12.07	8.31	81.35	1:00.16	7 83.18
4	125	5	Andy MOLNAR	Norton Manx 499	8	8:12.72	8.96	81.25	59.98	4 83.43
5	74	5	Dave MATRAVERS	Seeley AJS 7R 350	8	8:13.63	9.87	81.10	1:00.25	8 83.05
6	56	14	Matthew HEBB	Honda K4 350	8	8:20.50	16.74	79.98	1:00.75	6 82.37
7	59	6	Jack HEBB	Norton Manx 499	8	8:33.93	30.17	77.89	1:02.98	3 79.45
8	196	14	Terence SANSOM	Honda K4 350	8	8:34.11	30.35	77.87	1:02.91	4 79.54
9	84	5	Peter CARROLL	Aermacchi Metisse 350	8	8:34.33	30.57	77.83	1:02.56	6 79.99
10	294	14	Simon COLLINS	Honda CB350 K4	8	8:34.51	30.75	77.81	1:02.87	3 79.59
11	57	5	Jack SCRIVENER	Aermacchi Ala D'Oro	8	8:37.77	34.01	77.32	1:02.97	4 79.47
12	142	5	Steve HANDS	BSA Goldstar 350	8	8:38.20	34.44	77.25	1:02.40	8 80.19
13	32	14	Rob STAFFORD	Suzuki X7 280	8	8:41.08	37.32	76.83	1:03.50	6 78.80
14	47	1	Mervyn STRATFORD	Rudge 261	8	8:43.26	39.50	76.50	1:03.75	4 78.49
15	24	14	Joao QUINTANEIRO	Yamaha SR500	8	8:49.22	45.46	75.64	1:04.42	3 77.68
16	234	5	David LINSDELL	Ducati Sebring 350	8	8:56.43	52.67	74.63	1:05.11	2 76.85
17	87	14	Shaun MULLIGAN	Yamaha SR500	8	9:00.56	56.80	74.06	1:05.49	5 76.41
18	76	14	Roy PHIPPS	Honda K4 412	8	9:04.74	1:00.98	73.49	1:05.55	7 76.34
19	20	5	Benjamin HEATON	Aermacchi Ala D'Oro	8	9:10.27	1:06.51	72.75	1:06.62	7 75.11
20	298	1	Samuel PAGE	Velocette Mac 350	7	8:12.03	1 Lap	71.19	1:07.42	5 74.22
21	263	14	Michael GATHER	Yamaha XS500	7	8:21.68	1 Lap	69.82	1:09.79	3 71.70
22	91	1	Kevin THURSTON	Velocette MAC 350	7	8:24.98	1 Lap	69.37	1:09.90	4 71.59
23	131	14	Paul HEALEY	Honda CB350 K4	7	8:34.09	1 Lap	68.14	1:10.84	4 70.64
24	258	14	Darin MILLS	Suzuki T20 249	7	8:38.10	1 Lap	67.61	1:10.51	2 70.97
25	190	1	Tony GREEN	Velocette Mac 350	7	9:11.71	1 Lap	63.49	1:16.21	4 65.66

Not-Classified

100	5	Andy HUNT	Ducati 350	2	2:10.12	DNF	76.91	1:02.07	2	80.62
178	1	Chris WICKETT	Velocette KSS350	1	1:33.81	DNF	53.34		0	0.00

Fastest Lap

262	14	Daniel PRITCHARD	Suzuki T500					58.91	7	84.94
-----	----	------------------	-------------	--	--	--	--	-------	---	-------

Start Time : 15:37

Mallory Park

13 Apr 19 15:50

Clerk of Course :

Time Issued :

Chief Timekeeper : Graham Marshall

THESE RESULTS ARE PROVISIONAL UNTIL THE CONCLUSION OF ANY JUDICIAL AND TECHNICAL MATTERS

HS Sports Timing and Results Systems - Results and Lap Times at www.hssports.co.uk

BRITISH HISTORIC RACING

RESULT - RACE 11

EVENT 1

PI	No	Evt	Name	Machine	Laps	Time	MPH	Best Lap on	MPH
1	47	1	Mervyn STRATFORD	Rudge 261	8	8:43.26	76.50	1:03.75	4 78.49
2	298	1	Samuel PAGE	Velocette Mac 350	7	8:12.03	71.19	1:07.42	5 74.22
3	91	1	Kevin THURSTON	Velocette MAC 350	7	8:24.98	69.37	1:09.90	4 71.59
4	190	1	Tony GREEN	Velocette Mac 350	7	9:11.71	63.49	1:16.21	4 65.66

Not-Classified

178	1	1	Chris WICKETT	Velocette KSS350	1	1:33.81	DNF	53.34	0 0.00
-----	---	---	---------------	------------------	---	---------	-----	-------	--------

Fastest Lap

47	1	1	Mervyn STRATFORD	Rudge 261				1:03.75	4 78.49
----	---	---	------------------	-----------	--	--	--	---------	---------

EVENT 14

PI	No	Evt	Name	Machine	Laps	Time	MPH	Best Lap on	MPH
1	262	14	Daniel PRITCHARD	Suzuki T500	8	8:03.76	82.75	58.91	7 84.94
2	34	14	James MORALEE	Honda K4 350	8	8:09.47	81.79	59.26	4 84.44
3	108	14	Andrew WIDDOWSON	Suzuki GSX400R	8	8:12.07	81.35	1:00.16	7 83.18
4	56	14	Matthew HEBB	Honda K4 350	8	8:20.50	79.98	1:00.75	6 82.37
5	196	14	Terence SANSOM	Honda K4 350	8	8:34.11	77.87	1:02.91	4 79.54
6	294	14	Simon COLLINS	Honda CB350 K4	8	8:34.51	77.81	1:02.87	3 79.59
7	32	14	Rob STAFFORD	Suzuki X7 280	8	8:41.08	76.83	1:03.50	6 78.80
8	24	14	Joao QUINTANEIRO	Yamaha SR500	8	8:49.22	75.64	1:04.42	3 77.68
9	87	14	Shaun MULLIGAN	Yamaha SR500	8	9:00.56	74.06	1:05.49	5 76.41
10	76	14	Roy PHIPPS	Honda K4 412	8	9:04.74	73.49	1:05.55	7 76.34
11	263	14	Michael GATHER	Yamaha XS500	7	8:21.68	69.82	1:09.79	3 71.70
12	131	14	Paul HEALEY	Honda CB350 K4	7	8:34.09	68.14	1:10.84	4 70.64
13	258	14	Darin MILLS	Suzuki T20 249	7	8:38.10	67.61	1:10.51	2 70.97

Fastest Lap

262	14	14	Daniel PRITCHARD	Suzuki T500				58.91	7 84.94
-----	----	----	------------------	-------------	--	--	--	-------	---------

Start Time : 15:37

Mallory Park

13 Apr 19 15:50

Clerk of Course :

Time Issued :

Chief Timekeeper : Graham Marshall

THESE RESULTS ARE PROVISIONAL UNTIL THE CONCLUSION OF ANY JUDICIAL AND TECHNICAL MATTERS

HS Sports Timing and Results Systems - Results and Lap Times at www.hssports.co.uk

BRITISH HISTORIC RACING

RESULT - RACE 11

EVENT 5

PI	No	Evt	Name	Machine	Laps	Time	MPH	Best Lap on	MPH
1	125	5	Andy MOLNAR	Norton Manx 499	8	8:12.72	81.25	59.98	4 83.43
2	74	5	Dave MATRAVERS	Seeley AJS 7R 350	8	8:13.63	81.10	1:00.25	8 83.05
3	84	5	Peter CARROLL	Aermacchi Metisse 350	8	8:34.33	77.83	1:02.56	6 79.99
4	57	5	Jack SCRIVENER	Aermacchi Ala D'Oro	8	8:37.77	77.32	1:02.97	4 79.47
5	142	5	Steve HANDS	BSA Goldstar 350	8	8:38.20	77.25	1:02.40	8 80.19
6	234	5	David LINSDELL	Ducati Sebring 350	8	8:56.43	74.63	1:05.11	2 76.85
7	20	5	Benjamin HEATON	Aermacchi Ala D'Oro	8	9:10.27	72.75	1:06.62	7 75.11
<u>Not-Classified</u>									
	100	5	Andy HUNT	Ducati 350	2	2:10.12	DNF	76.91	1:02.07 2 80.62
<u>Fastest Lap</u>									
	125	5	Andy MOLNAR	Norton Manx 499				59.98	4 83.43

EVENT 6

PI	No	Evt	Name	Machine	Laps	Time	MPH	Best Lap on	MPH
1	59	6	Jack HEBB	Norton Manx 499	8	8:33.93	77.89	1:02.98	3 79.45
<u>Fastest Lap</u>									
	59	6	Jack HEBB	Norton Manx 499				1:02.98	3 79.45

Start Time : 15:37

Mallory Park

13 Apr 19 15:50

Clerk of Course :

Time Issued :

Chief Timekeeper : Graham Marshall

THESE RESULTS ARE PROVISIONAL UNTIL THE CONCLUSION OF ANY JUDICIAL AND TECHNICAL MATTERS

HS Sports Timing and Results Systems - Results and Lap Times at www.hssports.co.uk

RACE GRID

EVENTS 1, 5, 6 & 14

RACE 11

ROW 10			178 Chris WICKETT
ROW 9	190 01:16.180 Tony GREEN	246 01:11.260 David DALE	131 01:10.860 Paul HEALEY
ROW 8	91 01:10.600 Kevin THURSTON	258 01:10.030 Darin MILLS	263 01:08.830 Michael GATHER
ROW 7	298 01:08.730 Samuel PAGE	20 01:08.570 Benjamin HEATON	234 01:07.930 David LINSDELL
ROW 6	87 01:06.170 Shaun MULLIGAN	76 01:05.860 Roy PHIPPS	24 01:05.300 Joao QUINTANEIRO
ROW 5	47 01:04.150 Mervyn STRATFORD	196 01:03.640 Terence SANSOM	32 01:03.390 Rob STAFFORD
ROW 4	294 01:03.370 Simon COLLINS	84 01:03.220 Peter CARROLL	57 01:02.510 Jack SCRIVENER
ROW 3	59 01:02.240 Jack HEBB	100 01:02.130 Andy HUNT	142 01:02.120 Steve HANDS
ROW 2	125 01:01.240 Andy MOLNAR	56 01:00.650 Matthew HEBB	74 01:00.440 Dave MATRAVERS
ROW 1	108 01:00.340 Andrew WIDDOWSON	262 59.340 Daniel PRITCHARD	34 58.940 James MORALEE

POLE

EVENTS 1, 5, 6 & 14

LAP TIMES - RACE 11

20	Benjamin HEATON										
	Lap	1	2	3	4	5	6	7	8	9	10
	1	1:18.45	1:08.57	1:08.14	1:07.23	1:06.79	1:06.83	1:06.62	1:07.64		
24	Joao QUINTANEIRO										
	Lap	1	2	3	4	5	6	7	8	9	10
	1	1:12.77	1:04.58	1:04.42	1:05.47	1:04.77	1:05.44	1:05.89	1:05.88		
32	Rob STAFFORD										
	Lap	1	2	3	4	5	6	7	8	9	10
	1	1:11.82	1:05.00	1:04.02	1:04.32	1:04.33	1:03.50	1:03.50	1:04.59		
34	James MORALEE										
	Lap	1	2	3	4	5	6	7	8	9	10
	1	1:05.70	59.47	1:01.32	59.26	1:00.01	1:00.50	1:01.09	1:02.12		
47	Mervyn STRATFORD										
	Lap	1	2	3	4	5	6	7	8	9	10
	1	1:13.39	1:04.75	1:04.31	1:03.75	1:03.94	1:04.77	1:04.05	1:04.30		
56	Matthew HEBB										
	Lap	1	2	3	4	5	6	7	8	9	10
	1	1:09.41	1:02.93	1:01.53	1:01.02	1:00.88	1:00.75	1:02.01	1:01.97		
57	Jack SCRIVENER										
	Lap	1	2	3	4	5	6	7	8	9	10
	1	1:12.14	1:03.38	1:03.43	1:02.97	1:04.13	1:04.32	1:03.59	1:03.81		
59	Jack HEBB										
	Lap	1	2	3	4	5	6	7	8	9	10
	1	1:08.86	1:03.17	1:02.98	1:03.43	1:04.34	1:03.53	1:03.66	1:03.96		
74	Dave MATRAVERS										
	Lap	1	2	3	4	5	6	7	8	9	10
	1	1:07.33	1:00.82	1:00.81	1:01.04	1:01.34	1:00.87	1:01.17	1:00.25		
76	Roy PHIPPS										
	Lap	1	2	3	4	5	6	7	8	9	10
	1	1:17.48	1:08.50	1:08.23	1:06.64	1:06.45	1:05.61	1:05.55	1:06.28		
84	Peter CARROLL										
	Lap	1	2	3	4	5	6	7	8	9	10
	1	1:11.45	1:03.75	1:03.38	1:02.60	1:03.07	1:02.56	1:03.74	1:03.78		
87	Shaun MULLIGAN										
	Lap	1	2	3	4	5	6	7	8	9	10
	1	1:18.57	1:06.84	1:05.95	1:05.86	1:05.49	1:05.86	1:05.98	1:06.01		
91	Kevin THURSTON										
	Lap	1	2	3	4	5	6	7	8	9	10
	1	1:22.41	1:10.62	1:11.09	1:09.90	1:10.31	1:09.90	1:10.75			

100	Andy HUNT										
	Lap	1	2	3	4	5	6	7	8	9	10
	1	1:08.05	1:02.07								
108	Andrew WIDDOWSON										
	Lap	1	2	3	4	5	6	7	8	9	10
	1	1:06.92	1:01.06	1:00.70	1:00.55	1:01.15	1:01.00	1:00.16	1:00.53		
125	Andy MOLNAR										
	Lap	1	2	3	4	5	6	7	8	9	10
	1	1:08.56	1:00.90	1:00.18	59.98	1:01.55	1:00.51	1:00.21	1:00.83		
131	Paul HEALEY										
	Lap	1	2	3	4	5	6	7	8	9	10
	1	1:23.04	1:11.68	1:11.59	1:10.84	1:12.02	1:12.85	1:12.07			
142	Steve HANDS										
	Lap	1	2	3	4	5	6	7	8	9	10
	1	1:15.51	1:03.68	1:03.38	1:03.72	1:03.91	1:02.99	1:02.61	1:02.40		
178	Chris WICKETT										
	Lap	1	2	3	4	5	6	7	8	9	10
	1	1:33.81									
190	Tony GREEN										
	Lap	1	2	3	4	5	6	7	8	9	10
	1	1:27.02	1:17.98	1:18.64	1:16.21	1:16.96	1:17.65	1:17.25			
196	Terence SANSOM										
	Lap	1	2	3	4	5	6	7	8	9	10
	1	1:09.74	1:03.46	1:03.10	1:02.91	1:04.11	1:03.86	1:03.67	1:03.26		
234	David LINSDELL										
	Lap	1	2	3	4	5	6	7	8	9	10
	1	1:13.43	1:05.11	1:05.58	1:05.59	1:05.88	1:06.51	1:07.39	1:06.94		
258	Darin MILLS										
	Lap	1	2	3	4	5	6	7	8	9	10
	1	1:21.17	1:10.51	1:12.32	1:13.22	1:13.35	1:14.80	1:12.73			
262	Daniel PRITCHARD										
	Lap	1	2	3	4	5	6	7	8	9	10
	1	1:04.84	59.64	1:00.11	1:00.84	1:00.05	59.41	58.91	59.96		
263	Michael GATHER										
	Lap	1	2	3	4	5	6	7	8	9	10
	1	1:19.54	1:09.80	1:09.79	1:10.54	1:10.38	1:10.25	1:11.38			
294	Simon COLLINS										
	Lap	1	2	3	4	5	6	7	8	9	10
	1	1:10.52	1:03.21	1:02.87	1:02.93	1:03.91	1:03.46	1:04.15	1:03.46		
298	Samuel PAGE										
	Lap	1	2	3	4	5	6	7	8	9	10
	1	1:21.86	1:09.87	1:08.25	1:08.67	1:07.42	1:08.25	1:07.71			

Lap Chart

EVENTS 1, 5, 6 & 14 - RACE 11

Lap 1		Lap 2		Lap 3		Lap 4		Lap 5		Lap 6		Lap 7		Lap 8		Lap 9		Lap 10	
No	Time	No	Time	No	Time	No	Time	No	Time	No	Time	No	Time	No	Time	No	Time	No	Time
262	1:04.84	262	2:04.48	262	3:04.59	262	4:05.43	262	5:05.48	262	6:04.89	262	7:03.80	262	8:03.76				
34	1:05.70	34	2:05.17	34	3:06.49	34	4:05.75	34	5:05.76	34	6:06.26	298	7:04.32 *1	34	8:09.47				
108	1:06.92	108	2:07.98	108	3:08.68	108	4:09.23	108	5:10.38	131	6:09.17 *1	34	7:07.35	298	8:12.03 *1				
74	1:07.33	74	2:08.15	74	3:08.96	125	4:09.62	125	5:11.17	258	6:10.57 *1	263	7:10.30 *1	108	8:12.07				
100	1:08.05	125	2:09.46	125	3:09.64	74	4:10.00	74	5:11.34	108	6:11.38	108	7:11.54	125	8:12.72				
125	1:08.56	100	2:10.12	56	3:13.87	56	4:14.89	56	5:15.77	125	6:11.68	125	7:11.89	74	8:13.63				
59	1:08.86	59	2:12.03	59	3:15.01	59	4:18.44	190	5:19.85 *1	74	6:12.21	74	7:13.38	56	8:20.50				
56	1:09.41	56	2:12.34	196	3:16.30	196	4:19.21	59	5:22.78	56	6:16.52	91	7:14.23 *1	263	8:21.68 *1				
196	1:09.74	196	2:13.20	294	3:16.60	294	4:19.53	196	5:23.32	59	6:26.31	56	7:18.53	91	8:24.98 *1				
294	1:10.52	294	2:13.73	84	3:18.58	84	4:21.18	294	5:23.44	84	6:26.81	131	7:22.02 *1	59	8:33.93				
84	1:11.45	84	2:15.20	57	3:18.95	57	4:21.92	84	5:24.25	294	6:26.90	258	7:25.37 *1	131	8:34.09 *1				
32	1:11.82	57	2:15.52	32	3:20.84	32	4:25.16	57	5:26.05	196	6:27.18	59	7:29.97	196	8:34.11				
57	1:12.14	32	2:16.82	24	3:21.77	47	4:26.20	32	5:29.49	57	6:30.37	84	7:30.55	84	8:34.33				
24	1:12.77	24	2:17.35	47	3:22.45	142	4:26.29	47	5:30.14	32	6:32.99	196	7:30.85	294	8:34.51				
47	1:13.39	47	2:18.14	142	3:22.57	24	4:27.24	142	5:30.20	142	6:33.19	294	7:31.05	57	8:37.77				
234	1:13.43	234	2:18.54	234	3:24.12	234	4:29.71	24	5:32.01	47	6:34.91	57	7:33.96	258	8:38.10 *1				
142	1:15.51	142	2:19.19	87	3:31.36	87	4:37.22	234	5:35.59	190	6:36.81 *1	142	7:35.80	142	8:38.20				
76	1:17.48	87	2:25.41	76	3:34.21	76	4:40.85	87	5:42.71	24	6:37.45	32	7:36.49	32	8:41.08				
20	1:18.45	76	2:25.98	20	3:35.16	20	4:42.39	76	5:47.30	234	6:42.10	47	7:38.96	47	8:43.26				
87	1:18.57	20	2:27.02	263	3:39.13	298	4:48.65	20	5:49.18	87	6:48.57	24	7:43.34	24	8:49.22				
263	1:19.54	263	2:29.34	298	3:39.98	263	4:49.67	298	5:56.07	76	6:52.91	234	7:49.49	234	8:56.43				
258	1:21.17	258	2:31.68	258	3:44.00	91	4:54.02	263	6:00.05	20	6:56.01	190	7:54.46 *1	87	9:00.56				
298	1:21.86	298	2:31.73	91	3:44.12	131	4:57.15	91	6:04.33			87	7:54.55	76	9:04.74				
91	1:22.41	91	2:33.03	131	3:46.31	258	4:57.22					76	7:58.46	20	9:10.27				
131	1:23.04	131	2:34.72	190	4:03.64							20	8:02.63	190	9:11.71 *1				
190	1:27.02	190	2:45.00																
178	1:33.81																		

BRITISH HISTORIC RACING

EVENT 18 - B.E.A.R.S.

RESULT - RACE 12

PI	No	Evt	Name	Machine	Laps	Time	Behind	MPH	Best Lap on	MPH
1	98	18	GAGG/ HASE	BMW K100	8	8:32.98		78.04	1:02.89	2 79.57
2	74	18	McCAIN/ HAWKINS	BMW K100	8	8:38.88	5.90	77.15	1:03.27	5 79.09
3	25	18	WHITAKER/ WILKINS	BMW K100	8	8:46.14	13.16	76.09	1:04.19	3 77.96
4	2	18	KEMP/ THOW	Moto Guzzi Le Mans	8	8:49.42	16.44	75.61	1:04.75	3 77.28
5	96	18	WILKINS/ CASTLE	BMW K100	8	8:58.93	25.95	74.28	1:06.04	4 75.77
6	67	18	WARNER/ WARNER	BMW K100	8	9:18.66	45.68	71.66	1:08.46	4 73.09
7	24	18	WHITE/ PORTER	BMW K100	8	9:41.98	1:09.00	68.79	1:11.23	2 70.25
8	45	18	NICHOLLS/ MORALEE	BMW K75	7	8:34.40	1 Lap	68.09	1:11.45	5 70.03
9	113	18	STEEL/ STEEL	BMW	7	8:38.00	1 Lap	67.62	1:12.33	3 69.18
10	95	18	BADEN/ HEPWORTH	BMW K100	7	8:38.76	1 Lap	67.52	1:11.90	3 69.60
11	66	18	BIRKETT/ LYONS	BMW K100	7	8:39.91	1 Lap	67.37	1:10.77	6 70.71
12	87	18	SYKES/ RUTH	BMW 750	7	8:59.87	1 Lap	64.88	1:12.76	2 68.77
13	36	18	WEBB/ LEDGER	BMW K100 RT 1000	7	8:59.99	1 Lap	64.87	1:15.23	5 66.52
14	63	18	WILLIAMS/ SMITH	Armstrong MT500 485	7	9:12.39	1 Lap	63.41	1:17.07	2 64.93
15	85	18	PHILLIPS/ LAWRENCE	BMW K100	7	9:48.49	1 Lap	59.52	1:22.19	6 60.88
Not-Classified										
	92	18	ROOME/ DAVENPORT	BMW K100	5	5:57.69	DNF	69.95	1:10.44	2 71.04
	185	18	SHERBOURNE/ MILES	BMW K100	5	6:22.40	DNF	65.43	1:13.41	4 68.17
	70	18	BANISTER/ BANISTER	Triumph Thunderbird 75	3	3:36.82	DNF	69.24	1:08.64	2 72.90
Fastest Lap										
	98	18	GAGG/ HASE	BMW K100					1:02.89	2 79.57

Start Time : 15:56

Mallory Park

13 Apr 19 16:08

Clerk of Course :

Time Issued :

Chief Timekeeper : Graham Marshall

THESE RESULTS ARE PROVISIONAL UNTIL THE CONCLUSION OF ANY JUDICIAL AND TECHNICAL MATTERS

HS Sports Timing and Results Systems - Results and Lap Times at www.hssports.co.uk

RACE GRID

EVENT 18 - B.E.A.R.S.

RACE 12

ROW 10



ROW 9

85 01:21.400 PHILLIPS/ LAWRENCE	87 01:17.590 SYKES/ RUTH
---	------------------------------------

ROW 8

185 01:17.190 SHERBOURNE/ MILES	63 01:16.870 WILLIAMS/ SMITH
---	--

ROW 7

36 01:14.580 WEBB/ LEDGER	95 01:13.950 BADEN/ HEPWORTH
-------------------------------------	--

ROW 6

45 01:13.040 NICHOLLS/ MORALEE	113 01:12.810 STEEL/ STEEL
--	--------------------------------------

ROW 5

24 01:11.170 WHITE/ PORTER	66 01:10.920 BIRKETT/ LYONS
--------------------------------------	---------------------------------------

ROW 4

92 01:09.800 ROOME/ DAVENPORT	67 01:08.930 WARNER/ WARNER
---	---------------------------------------

ROW 3

2 01:06.430 KEMP/ THOW	96 01:05.860 WILKINS/ CASTLE
----------------------------------	--


ROW 2

25 01:03.530 WHITAKER/ WILKINS	74 01:03.430 McCAIN/ HAWKINS
--	--

ROW 1

98 01:01.810 GAGG/ HASE	15 59.490 THOMPSON/ DEAN
-----------------------------------	------------------------------------

POLE



EVENT 18 - B.E.A.R.S.

LAP TIMES - RACE 12

2	KEMP/ THOW										
	Lap	1	2	3	4	5	6	7	8	9	10
	1	1:10.43	1:05.17	1:04.75	1:05.28	1:05.25	1:05.53	1:07.31	1:05.70		
24	WHITE/ PORTER										
	Lap	1	2	3	4	5	6	7	8	9	10
	1	1:19.10	1:11.23	1:12.19	1:11.83	1:11.42	1:13.20	1:11.67	1:11.34		
25	WHITAKER/ WILKINS										
	Lap	1	2	3	4	5	6	7	8	9	10
	1	1:10.82	1:04.75	1:04.19	1:04.72	1:04.68	1:05.47	1:06.01	1:05.50		
36	WEBB/ LEDGER										
	Lap	1	2	3	4	5	6	7	8	9	10
	1	1:25.54	1:16.56	1:16.18	1:15.50	1:15.23	1:15.46	1:15.52			
45	NICHOLLS/ MORALEE										
	Lap	1	2	3	4	5	6	7	8	9	10
	1	1:20.59	1:11.85	1:11.91	1:11.52	1:11.45	1:13.91	1:13.17			
63	WILLIAMS/ SMITH										
	Lap	1	2	3	4	5	6	7	8	9	10
	1	1:26.62	1:17.07	1:17.83	1:17.42	1:17.53	1:18.17	1:17.75			
66	BIRKETT/ LYONS										
	Lap	1	2	3	4	5	6	7	8	9	10
	1	1:23.19	1:13.86	1:13.44	1:14.16	1:11.87	1:10.77	1:12.62			
67	WARNER/ WARNER										
	Lap	1	2	3	4	5	6	7	8	9	10
	1	1:15.60	1:08.80	1:08.73	1:08.46	1:09.30	1:08.48	1:09.93	1:09.36		
70	BANISTER/ BANISTER										
	Lap	1	2	3	4	5	6	7	8	9	10
	1	1:19.13	1:08.64	1:09.05							
74	McCAIN/ HAWKINS										
	Lap	1	2	3	4	5	6	7	8	9	10
	1	1:09.46	1:04.69	1:03.84	1:03.67	1:03.27	1:03.56	1:04.50	1:05.89		
85	PHILLIPS/ LAWRENCE										
	Lap	1	2	3	4	5	6	7	8	9	10
	1	1:32.04	1:22.67	1:22.34	1:23.03	1:23.55	1:22.19	1:22.67			
87	SYKES/ RUTH										
	Lap	1	2	3	4	5	6	7	8	9	10
	1	1:24.95	1:12.76	1:13.90	1:14.68	1:19.64	1:16.55	1:17.39			
92	ROOME/ DAVENPORT										
	Lap	1	2	3	4	5	6	7	8	9	10
	1	1:15.50	1:10.44	1:10.78	1:10.52	1:10.45					

95	BADEN/ HEPWORTH										
	Lap	1	2	3	4	5	6	7	8	9	10
	1	1:22.77	1:12.94	1:11.90	1:12.75	1:12.52	1:13.06	1:12.82			

96	WILKINS/ CASTLE										
	Lap	1	2	3	4	5	6	7	8	9	10
	1	1:11.49	1:06.33	1:06.07	1:06.04	1:07.37	1:06.24	1:07.01	1:08.38		

98	GAGG/ HASE										
	Lap	1	2	3	4	5	6	7	8	9	10
	1	1:07.40	1:02.89	1:03.39	1:04.19	1:03.13	1:03.35	1:03.34	1:05.29		

113	STEEL/ STEEL										
	Lap	1	2	3	4	5	6	7	8	9	10
	1	1:21.61	1:12.62	1:12.33	1:12.76	1:13.16	1:13.11	1:12.41			

185	SHERBOURNE/ MILES										
	Lap	1	2	3	4	5	6	7	8	9	10
	1	1:26.12	1:13.59	1:13.95	1:13.41	1:15.33					

Lap Chart

EVENT 18 - B.E.A.R.S. - RACE 12

Lap 1		Lap 2		Lap 3		Lap 4		Lap 5		Lap 6		Lap 7		Lap 8		Lap 9		Lap 10	
No	Time	No	Time	No	Time	No	Time	No	Time	No	Time	No	Time	No	Time	No	Time	No	Time
98	1:07.40	98	2:10.29	98	3:13.68	98	4:17.87	98	5:21.00	98	6:24.35	98	7:27.69	98	8:32.98				
74	1:09.46	74	2:14.15	74	3:17.99	74	4:21.66	74	5:24.93	87	6:25.93 *1	74	7:32.99	45	8:34.40 *1				
2	1:10.43	25	2:15.57	25	3:19.76	25	4:24.48	25	5:29.16	74	6:28.49	25	7:40.64	113	8:38.00 *1				
25	1:10.82	2	2:15.60	2	3:20.35	2	4:25.63	2	5:30.88	36	6:29.01 *1	87	7:42.48 *1	95	8:38.76 *1				
96	1:11.49	96	2:17.82	96	3:23.89	96	4:29.93	96	5:37.30	25	6:34.63	2	7:43.72	74	8:38.88				
92	1:15.50	67	2:24.40	67	3:33.13	67	4:41.59	85	5:40.08 *1	2	6:36.41	36	7:44.47 *1	66	8:39.91 *1				
67	1:15.60	92	2:25.94	92	3:36.72	92	4:47.24	67	5:50.89	63	6:36.47 *1	96	7:50.55	25	8:46.14				
24	1:19.10	70	2:27.77	70	3:36.82	24	4:54.35	92	5:57.69	96	6:43.54	63	7:54.64 *1	2	8:49.42				
70	1:19.13	24	2:30.33	24	3:42.52	45	4:55.87	24	6:05.77	67	6:59.37	67	8:09.30	96	8:58.93				
45	1:20.59	45	2:32.44	45	3:44.35	113	4:59.32	45	6:07.32	85	7:03.63 *1	85	8:25.82 *1	87	8:59.87 *1				
113	1:21.61	113	2:34.23	113	3:46.56	95	5:00.36	113	6:12.48	24	7:18.97	24	8:30.64	36	8:59.99 *1				
95	1:22.77	95	2:35.71	95	3:47.61	66	5:04.65	95	6:12.88	45	7:21.23			63	9:12.39 *1				
66	1:23.19	66	2:37.05	66	3:50.49	87	5:06.29	66	6:16.52	113	7:25.59			67	9:18.66				
87	1:24.95	87	2:37.71	87	3:51.61	185	5:07.07	185	6:22.40	95	7:25.94			24	9:41.98				
36	1:25.54	185	2:39.71	185	3:53.66	36	5:13.78			66	7:27.29			85	9:48.49 *1				
185	1:26.12	36	2:42.10	36	3:58.28	63	5:18.94												
63	1:26.62	63	2:43.69	63	4:01.52														
85	1:32.04	85	2:54.71	85	4:17.05														

BRITISH HISTORIC RACING

EVENTS 13 & 26

RESULT - RACE 13

PI	No	Evt	Name	Machine	Laps	Time	Behind	MPH	Best Lap on	MPH
1	5	13	Stacey KILLWORTH	BMW K100	8	7:42.09		86.63	56.15	6 89.12
2	55	13	Ben KINGHAM	BSK BMW K100	8	7:42.95	0.86	86.47	56.59	6 88.43
3	72	13	Graham WILLIAMS	Norton Weslake 750	8	7:43.51	1.42	86.37	56.72	6 88.22
4	175	26	Patrick WELCH	Suzuki F1 1100	8	7:54.08	11.99	84.44	57.59	3 86.89
5	155	13	Chris SALTINSTALL	Moto Guzzi Le Mans	8	8:10.29	28.20	81.65	59.91	8 83.53
6	56	26	Matthew HEBB	Yamaha FZ600	8	8:10.90	28.81	81.55	59.39	8 84.26
7	79	13	Tony JIMENEZ	Norton Atlas 750	8	8:11.76	29.67	81.41	59.58	3 83.99
8	71	13	Garry HIRONS	Norton Interpol 2 588	8	8:12.95	30.86	81.21	59.85	7 83.61
9	279	13	Paul JOHNSON	BMW K100	8	8:23.59	41.50	79.49	1:00.14	5 83.21
10	264	13	Nic POWELL	Moto Guzzi 750	8	8:34.86	52.77	77.75	1:02.29	2 80.33
11	186	26	Sean GAUCHWIN	Yamaha FZ750	8	8:35.04	52.95	77.73	1:02.04	6 80.66
12	257	13	Richard STUBBS	BMW R100	8	8:40.65	58.56	76.89	1:02.82	2 79.66
13	268	13	Mark FAIRWEATHER	BMW R100 RS	7	7:42.19	1 Lap	75.79	1:03.55	6 78.74
14	130	13	Andy BARTLETT	Laverda TT1 998	7	7:45.23	1 Lap	75.29	1:05.33	3 76.60
15	289	13	Pete KIRBY	Norton Interpol 2 588	7	7:47.81	1 Lap	74.88	1:04.03	4 78.15
16	84	26	Peter CARROLL	Honda VFR 400	7	7:55.74	1 Lap	73.63	1:05.40	2 76.51
17	154	13	Dave FITZPATRICK	Laverda Montjuic 500	7	8:03.23	1 Lap	72.49	1:07.21	6 74.45
18	139	13	Gareth ROBERTS	Laverda Montjuic 500	7	8:57.16	1 Lap	65.21	1:09.97	4 71.52

Not-Classified

87	26	Shaun MULLIGAN	Yamaha SR500	2	2:20.78	DNF	71.09	1:07.61	2 74.01
275	26	Tim KIRKLAND	Yamaha 350 VPFS	2	2:34.38	DNF	64.83	1:12.65	2 68.88

Fastest Lap

5	13	Stacey KILLWORTH	BMW K100					56.15	6 89.12
---	----	------------------	----------	--	--	--	--	-------	---------

Start Time : 16:10

Mallory Park

13 Apr 19 16:21

Clerk of Course :

Time Issued :

Chief Timekeeper : Graham Marshall

THESE RESULTS ARE PROVISIONAL UNTIL THE CONCLUSION OF ANY JUDICIAL AND TECHNICAL MATTERS

HS Sports Timing and Results Systems - Results and Lap Times at www.hssports.co.uk

BRITISH HISTORIC RACING

RESULT - RACE 13

EVENT 13

PI	No	Evt	Name	Machine	Laps	Time	MPH	Best Lap on	MPH
1	5	13	Stacey KILLWORTH	BMW K100	8	7:42.09	86.63	56.15	6 89.12
2	55	13	Ben KINGHAM	BSK BMW K100	8	7:42.95	86.47	56.59	6 88.43
3	72	13	Graham WILLIAMS	Norton Weslake 750	8	7:43.51	86.37	56.72	6 88.22
4	155	13	Chris SALTINSTALL	Moto Guzzi Le Mans	8	8:10.29	81.65	59.91	8 83.53
5	79	13	Tony JIMENEZ	Norton Atlas 750	8	8:11.76	81.41	59.58	3 83.99
6	71	13	Garry HIRONS	Norton Interpol 2 588	8	8:12.95	81.21	59.85	7 83.61
7	279	13	Paul JOHNSON	BMW K100	8	8:23.59	79.49	1:00.14	5 83.21
8	264	13	Nic POWELL	Moto Guzzi 750	8	8:34.86	77.75	1:02.29	2 80.33
9	257	13	Richard STUBBS	BMW R100	8	8:40.65	76.89	1:02.82	2 79.66
10	268	13	Mark FAIRWEATHER	BMW R100 RS	7	7:42.19	75.79	1:03.55	6 78.74
11	130	13	Andy BARTLETT	Laverda TT1 998	7	7:45.23	75.29	1:05.33	3 76.60
12	289	13	Pete KIRBY	Norton Interpol 2 588	7	7:47.81	74.88	1:04.03	4 78.15
13	154	13	Dave FITZPATRICK	Laverda Montjuic 500	7	8:03.23	72.49	1:07.21	6 74.45
14	139	13	Gareth ROBERTS	Laverda Montjuic 500	7	8:57.16	65.21	1:09.97	4 71.52

Fastest Lap

5 13 Stacey KILLWORTH BMW K100 56.15 6 89.12

EVENT 26

PI	No	Evt	Name	Machine	Laps	Time	MPH	Best Lap on	MPH
1	175	26	Patrick WELCH	Suzuki F1 1100	8	7:54.08	84.44	57.59	3 86.89
2	56	26	Matthew HEBB	Yamaha FZ600	8	8:10.90	81.55	59.39	8 84.26
3	186	26	Sean GAUCHWIN	Yamaha FZ750	8	8:35.04	77.73	1:02.04	6 80.66
4	84	26	Peter CARROLL	Honda VFR 400	7	7:55.74	73.63	1:05.40	2 76.51

Not-Classified

87 26 Shaun MULLIGAN Yamaha SR500 2 2:20.78 DNF 71.09 1:07.61 2 74.01
 275 26 Tim KIRKLAND Yamaha 350 VPFS 2 2:34.38 DNF 64.83 1:12.65 2 68.88

Fastest Lap

175 26 Patrick WELCH Suzuki F1 1100 57.59 3 86.89

Start Time : 16:10

Mallory Park

13 Apr 19 16:21

Clerk of Course :

Time Issued :

Chief Timekeeper : Graham Marshall

THESE RESULTS ARE PROVISIONAL UNTIL THE CONCLUSION OF ANY JUDICIAL AND TECHNICAL MATTERS

HS Sports Timing and Results Systems - Results and Lap Times at www.hssports.co.uk


RACE GRID

EVENTS 13 & 26

RACE 13

ROW 7		78 01:11.540 Chris WATTS	154 01:08.140 Dave FITZPATRICK
ROW 6	139 01:06.860 Gareth ROBERTS	84 01:05.430 Peter CARROLL	87 01:04.270 Shaun MULLIGAN
ROW 5	268 01:03.640 Mark FAIRWEATHER	130 01:03.510 Andy BARTLETT	289 01:02.780 Pete KIRBY
ROW 4	257 01:02.430 Richard STUBBS	264 01:02.400 Nic POWELL	186 01:01.510 Sean GAUCHWIN
ROW 3	56 01:00.530 Matthew HEBB	79 59.840 Tony JIMENEZ	155 59.800 Chris SALTINSTALL
ROW 2	71 59.310 Garry HIRONS	279 59.090 Paul JOHNSON	175 58.520 Patrick WELCH
ROW 1	72 57.230 Graham WILLIAMS	55 56.810 Ben KINGHAM	5 56.090 Stacey KILLWORTH

POLE



EVENTS 13 & 26

LAP TIMES - RACE 13

5	Stacey KILLWORTH										
	Lap	1	2	3	4	5	6	7	8	9	10
	1	1:04.01	57.07	57.10	56.92	56.77	56.15	56.27	57.80		
55	Ben KINGHAM										
	Lap	1	2	3	4	5	6	7	8	9	10
	1	1:02.64	57.65	57.09	57.34	57.65	56.59	56.93	57.06		
56	Matthew HEBB										
	Lap	1	2	3	4	5	6	7	8	9	10
	1	1:09.28	1:01.01	59.82	1:00.23	59.76	1:01.34	1:00.07	59.39		
71	Garry HIRONS										
	Lap	1	2	3	4	5	6	7	8	9	10
	1	1:05.57	1:01.27	1:00.22	1:00.62	1:01.01	1:01.33	59.85	1:03.08		
72	Graham WILLIAMS										
	Lap	1	2	3	4	5	6	7	8	9	10
	1	1:03.06	57.59	57.25	57.54	57.45	56.72	56.99	56.91		
79	Tony JIMENEZ										
	Lap	1	2	3	4	5	6	7	8	9	10
	1	1:07.04	1:00.85	59.58	1:01.52	1:00.59	1:01.60	1:00.22	1:00.36		
84	Peter CARROLL										
	Lap	1	2	3	4	5	6	7	8	9	10
	1	1:14.77	1:05.40	1:06.56	1:07.97	1:09.42	1:06.13	1:05.49			
87	Shaun MULLIGAN										
	Lap	1	2	3	4	5	6	7	8	9	10
	1	1:13.17	1:07.61								
130	Andy BARTLETT										
	Lap	1	2	3	4	5	6	7	8	9	10
	1	1:11.57	1:05.84	1:05.33	1:05.61	1:05.97	1:05.56	1:05.35			
139	Gareth ROBERTS										
	Lap	1	2	3	4	5	6	7	8	9	10
	1	1:22.28	1:13.74	1:11.77	1:09.97	1:19.76	1:21.08	1:18.56			
154	Dave FITZPATRICK										
	Lap	1	2	3	4	5	6	7	8	9	10
	1	1:16.28	1:08.44	1:07.82	1:07.48	1:08.16	1:07.21	1:07.84			
155	Chris SALTINSTALL										
	Lap	1	2	3	4	5	6	7	8	9	10
	1	1:06.54	1:00.49	1:00.88	1:00.49	1:00.83	1:01.07	1:00.08	59.91		
175	Patrick WELCH										
	Lap	1	2	3	4	5	6	7	8	9	10
	1	1:05.95	58.53	57.59	58.20	57.79	58.01	59.03	58.98		

186 Sean GAUCHWIN

Lap	1	2	3	4	5	6	7	8	9	10
1	1:12.26	1:04.06	1:03.56	1:02.97	1:02.58	1:02.04	1:04.77	1:02.80		

257 Richard STUBBS

Lap	1	2	3	4	5	6	7	8	9	10
1	1:09.22	1:02.82	1:04.65	1:04.17	1:05.13	1:04.62	1:05.55	1:04.49		

264 Nic POWELL

Lap	1	2	3	4	5	6	7	8	9	10
1	1:08.36	1:02.29	1:02.77	1:04.09	1:04.67	1:04.68	1:05.39	1:02.61		

268 Mark FAIRWEATHER

Lap	1	2	3	4	5	6	7	8	9	10
1	1:13.37	1:05.45	1:04.27	1:05.47	1:05.86	1:03.55	1:04.22			

275 Tim KIRKLAND

Lap	1	2	3	4	5	6	7	8	9	10
1	1:21.73	1:12.65								

279 Paul JOHNSON

Lap	1	2	3	4	5	6	7	8	9	10
1	1:08.38	1:00.87	1:00.17	1:00.27	1:00.14	1:01.31	1:10.93	1:01.52		

289 Pete KIRBY

Lap	1	2	3	4	5	6	7	8	9	10
1	1:20.00	1:04.57	1:05.69	1:04.03	1:04.25	1:04.29	1:04.98			

Lap Chart

EVENTS 13 & 26 - RACE 13

Lap 1		Lap 2		Lap 3		Lap 4		Lap 5		Lap 6		Lap 7		Lap 8		Lap 9		Lap 10	
No	Time	No	Time	No	Time	No	Time	No	Time	No	Time	No	Time	No	Time	No	Time	No	Time
55	1:02.64	55	2:00.29	55	2:57.38	55	3:54.72	5	4:51.87	5	5:48.02	5	6:44.29	5	7:42.09				
72	1:03.06	72	2:00.65	72	2:57.90	5	3:55.10	55	4:52.37	154	5:48.18 *1	55	6:45.89	268	7:42.19 *1				
5	1:04.01	5	2:01.08	5	2:58.18	72	3:55.44	72	4:52.89	55	5:48.96	72	6:46.60	55	7:42.95				
71	1:05.57	175	2:04.48	175	3:02.07	175	4:00.27	139	4:57.76 *1	72	5:49.61	84	6:50.25 *1	72	7:43.51				
175	1:05.95	71	2:06.84	71	3:07.06	71	4:07.68	175	4:58.06	175	5:56.07	175	6:55.10	130	7:45.23 *1				
155	1:06.54	155	2:07.03	79	3:07.47	155	4:08.40	71	5:08.69	71	6:10.02	154	6:55.39 *1	289	7:47.81 *1				
79	1:07.04	79	2:07.89	155	3:07.91	79	4:08.99	155	5:09.23	155	6:10.30	71	7:09.87	175	7:54.08				
264	1:08.36	279	2:09.25	279	3:09.42	279	4:09.69	79	5:09.58	279	6:11.14	155	7:10.38	84	7:55.74 *1				
279	1:08.38	56	2:10.29	56	3:10.11	56	4:10.34	279	5:09.83	79	6:11.18	79	7:11.40	154	8:03.23 *1				
257	1:09.22	264	2:10.65	264	3:13.42	264	4:17.51	56	5:10.10	56	6:11.44	56	7:11.51	155	8:10.29				
56	1:09.28	257	2:12.04	257	3:16.69	257	4:20.86	264	5:22.18	139	6:17.52 *1	279	7:22.07	56	8:10.90				
130	1:11.57	186	2:16.32	186	3:19.88	186	4:22.85	186	5:25.43	264	6:26.86	186	7:32.24	79	8:11.76				
186	1:12.26	130	2:17.41	130	3:22.74	130	4:28.35	257	5:25.99	186	6:27.47	264	7:32.25	71	8:12.95				
87	1:13.17	268	2:18.82	268	3:23.09	268	4:28.56	130	5:34.32	257	6:30.61	257	7:36.16	279	8:23.59				
268	1:13.37	84	2:20.17	84	3:26.73	289	4:34.29	268	5:34.42	268	6:37.97	139	7:38.60 *1	264	8:34.86				
84	1:14.77	87	2:20.78	289	3:30.26	84	4:34.70	289	5:38.54	130	6:39.88			186	8:35.04				
154	1:16.28	289	2:24.57	154	3:32.54	154	4:40.02	84	5:44.12	289	6:42.83			257	8:40.65				
289	1:20.00	154	2:24.72	139	3:47.79									139	8:57.16 *1				
275	1:21.73	275	2:34.38																
139	1:22.28	139	2:36.02																



ACU BRITISH SUPER SCOOTER CHAMPIONSHIP

RESULT - RACE 14

PI	No	Evt	Name	Machine	Laps	Time	Behind	MPH	Best Lap on	MPH
1	4	6	Stephen WRIGHT	Lambretta DSC RB	8	8:39.66		77.03	1:03.21	8 79.16
2	7	6	Warren WILKINSON	Lambretta SX 250	8	8:43.58	3.92	76.46	1:02.33	2 80.28
3	52	6a	John WOODS	Gilera Runner 179	8	8:44.57	4.91	76.31	1:04.36	6 77.75
4	63	6	David BRISTOW	Lambretta Hornett PX 26	8	8:49.29	9.63	75.63	1:03.46	3 78.85
5	41	6	Stuart DAY	Lambretta 240	8	8:50.60	10.94	75.45	1:03.55	8 78.74
6	60	6	Justin PRICE	Lambretta GP 230	8	8:51.92	12.26	75.26	1:03.80	8 78.43
7	86	6	Jason METIVIER	Lambretta GP250	8	8:54.39	14.73	74.91	1:03.16	6 79.23
8	116	6	Shaun FAIRHEAD	Lambretta 250	8	9:03.95	24.29	73.59	1:05.28	3 76.65
9	22	6a	Alex VAN DYKE	Gilera Runner 176	8	9:21.26	41.60	71.33	1:08.07	8 73.51
10	36	6a	Nikita MCNALLY	Piaggio Zip 78	8	9:21.69	42.03	71.27	1:08.43	8 73.13
11	76	6	Pete MOLKENTHIN	Lambretta 200	8	9:29.52	49.86	70.29	1:09.31	5 72.20
12	27	6	Ian SCUTT	Lambretta	8	9:31.81	52.15	70.01	1:09.47	3 72.03
13	74	6	Bob WEST	Lambretta SRP 200	8	9:33.02	53.36	69.86	1:09.72	4 71.77
14	109	6	Paul FITZGERALD	Lambretta GP205	8	9:38.34	58.68	69.22	1:10.47	7 71.01
15	67	6	Danny LODER	Vespa Hornet 144	8	9:43.33	1:03.67	68.63	1:10.22	2 71.26
Not-Classified										
	44	OP	Mark CLIPSTONE	Piaggio Zip 95	6	7:09.43	DNF	69.92	1:09.41	3 72.09
	20	6	Darren CONNEELY	Lambretta 230	3	3:06.32	DNF	80.57	59.97	3 83.44
	47	6	Graham TATTON	Lambretta GP200	3	3:43.41	DNF	67.19	1:07.96	2 73.63

Fastest Lap

7 6 Warren WILKINSON Lambretta SX 250 1:02.33 2 80.28

Nos 7 & 63 - Times include 10s Penalty for ANTICIPATING THE START

Start Time : 16:25

Mallory Park

13 Apr 19 16:37

Clerk of Course :

Time Issued :

Chief Timekeeper : Graham Marshall

THESE RESULTS ARE PROVISIONAL UNTIL THE CONCLUSION OF ANY JUDICIAL AND TECHNICAL MATTERS

HS Sports Timing and Results Systems - Results and Lap Times at www.hssports.co.uk

BRITISH HISTORIC RACING

RESULT - RACE 14

EVENT 6

PI	No	Evt	Name	Machine	Laps	Time	MPH	Best Lap on	MPH
1	4	6	Stephen WRIGHT	Lambretta DSC RB	8	8:39.66	77.03	1:03.21	8 79.16
2	7	6	Warren WILKINSON	Lambretta SX 250	8	8:43.58	76.46	1:02.33	2 80.28
3	63	6	David BRISTOW	Lambretta Hornett PX 26	8	8:49.29	75.63	1:03.46	3 78.85
4	41	6	Stuart DAY	Lambretta 240	8	8:50.60	75.45	1:03.55	8 78.74
5	60	6	Justin PRICE	Lambretta GP 230	8	8:51.92	75.26	1:03.80	8 78.43
6	86	6	Jason METIVIER	Lambretta GP250	8	8:54.39	74.91	1:03.16	6 79.23
7	116	6	Shaun FAIRHEAD	Lambretta 250	8	9:03.95	73.59	1:05.28	3 76.65
8	76	6	Pete MOLKENTHIN	Lambretta 200	8	9:29.52	70.29	1:09.31	5 72.20
9	27	6	Ian SCUTT	Lambretta	8	9:31.81	70.01	1:09.47	3 72.03
10	74	6	Bob WEST	Lambretta SRP 200	8	9:33.02	69.86	1:09.72	4 71.77
11	109	6	Paul FITZGERALD	Lambretta GP205	8	9:38.34	69.22	1:10.47	7 71.01
12	67	6	Danny LODER	Vespa Hornet 144	8	9:43.33	68.63	1:10.22	2 71.26

Not-Classified

20	6	Darren CONNEELY	Lambretta 230	3	3:06.32	DNF	80.57	59.97	3 83.44
47	6	Graham TATTON	Lambretta GP200	3	3:43.41	DNF	67.19	1:07.96	2 73.63

Fastest Lap

20	6	Darren CONNEELY	Lambretta 230					59.97	3 83.44
----	---	-----------------	---------------	--	--	--	--	-------	---------

Nos 7 & 63 - Times include 10s Penalty for ANTICIPATING THE START

EVENT 6a

PI	No	Evt	Name	Machine	Laps	Time	MPH	Best Lap on	MPH
1	52	6a	John WOODS	Gilera Runner 179	8	8:44.57	76.31	1:04.36	6 77.75
2	22	6a	Alex VAN DYKE	Gilera Runner 176	8	9:21.26	71.33	1:08.07	8 73.51
3	36	6a	Nikita MCNALLY	Piaggio Zip 78	8	9:21.69	71.27	1:08.43	8 73.13

Fastest Lap

52	6a	John WOODS	Gilera Runner 179					1:04.36	6 77.75
----	----	------------	-------------------	--	--	--	--	---------	---------

Nos 7 & 63 - Times include 10s Penalty for ANTICIPATING THE START

Start Time : 16:25

Mallory Park

13 Apr 19 16:37

Clerk of Course :

Time Issued :

Chief Timekeeper : Graham Marshall

THESE RESULTS ARE PROVISIONAL UNTIL THE CONCLUSION OF ANY JUDICIAL AND TECHNICAL MATTERS

HS Sports Timing and Results Systems - Results and Lap Times at www.hssports.co.uk

RACE GRID

ACU BRITISH SUPER SCOOTER CHAMPIONSHIP

RACE 14, 23 and 34

ROW 7	109 01:11.530 Paul FITZGERALD	19 01:11.360 Mark SHIRLEY	27 01:11.270 Ian SCUTT
ROW 6	44 01:09.940 Mark CLIPSTONE	10 01:09.890 Drew DUNCAN	74 01:09.660 Bob WEST
ROW 5	36 01:09.530 Nikita MCNALLY	76 01:09.070 Pete MOLKENTHIN	67 01:09.020 Danny LODER
ROW 4	22 01:08.820 Alex VAN DYKE	12 01:08.600 Jeremy STEEL	41 01:07.780 Stuart DAY
ROW 3	116 01:07.430 Shaun FAIRHEAD	47 01:06.530 Graham TATTON	30 01:06.140 Chris COOK
ROW 2	52 01:04.280 John WOODS	7 01:03.950 Warren WILKINSON	63 01:03.840 David BRISTOW
ROW 1	4 01:03.710 Stephen WRIGHT	60 01:02.820 Justin PRICE	20 01:00.700 Darren CONNEELY

POLE

ACU BRITISH SUPER SCOOTER CHAMPIONSHIP

LAP TIMES - RACE 14

4	Stephen WRIGHT										
Lap	1	2	3	4	5	6	7	8	9	10	
1	1:11.64	1:04.71	1:04.48	1:04.18	1:03.88	1:03.86	1:03.70	1:03.21			
7	Warren WILKINSON										
Lap	1	2	3	4	5	6	7	8	9	10	
1	1:10.04	1:02.33	1:02.95	1:03.23	1:02.55	1:03.76	1:04.26	1:04.46			
20	Darren CONNEELY										
Lap	1	2	3	4	5	6	7	8	9	10	
1	1:06.08	1:00.27	59.97								
22	Alex VAN DYKE										
Lap	1	2	3	4	5	6	7	8	9	10	
1	1:16.46	1:10.17	1:08.85	1:10.24	1:09.46	1:09.58	1:08.43	1:08.07			
27	Ian SCUTT										
Lap	1	2	3	4	5	6	7	8	9	10	
1	1:19.07	1:10.48	1:09.47	1:10.29	1:09.61	1:12.52	1:09.99	1:10.38			
36	Nikita MCNALLY										
Lap	1	2	3	4	5	6	7	8	9	10	
1	1:17.09	1:09.36	1:09.54	1:09.42	1:09.40	1:09.24	1:09.21	1:08.43			
41	Stuart DAY										
Lap	1	2	3	4	5	6	7	8	9	10	
1	1:17.21	1:06.81	1:05.23	1:04.04	1:05.33	1:04.43	1:04.00	1:03.55			
44	Mark CLIPSTONE										
Lap	1	2	3	4	5	6	7	8	9	10	
1	1:17.33	1:09.83	1:09.41	1:10.25	1:11.19	1:11.42					
47	Graham TATTON										
Lap	1	2	3	4	5	6	7	8	9	10	
1	1:21.63	1:07.96	1:13.82								
52	John WOODS										
Lap	1	2	3	4	5	6	7	8	9	10	
1	1:11.77	1:04.77	1:04.82	1:04.67	1:04.40	1:04.36	1:04.69	1:05.09			
60	Justin PRICE										
Lap	1	2	3	4	5	6	7	8	9	10	
1	1:19.29	1:04.94	1:04.80	1:04.28	1:05.35	1:04.52	1:04.94	1:03.80			
63	David BRISTOW										
Lap	1	2	3	4	5	6	7	8	9	10	
1	1:10.96	1:04.34	1:03.46	1:03.83	1:04.17	1:04.12	1:04.20	1:04.21			
67	Danny LODER										
Lap	1	2	3	4	5	6	7	8	9	10	
1	1:20.78	1:10.22	1:12.77	1:13.27	1:13.07	1:11.55	1:11.22	1:10.45			

Lap Chart

ACU BRITISH SUPER SCOOTER CHAMPIONSHIP - RACE 14

Lap 1		Lap 2		Lap 3		Lap 4		Lap 5		Lap 6		Lap 7		Lap 8		Lap 9		Lap 10	
No	Time	No	Time	No	Time	No	Time	No	Time	No	Time	No	Time	No	Time	No	Time	No	Time
20	1:06.08	20	2:06.35	20	3:06.32	7	4:18.55	7	5:21.10	7	6:24.86	7	7:29.12	4	8:39.66				
7	1:10.04	7	2:12.37	7	3:15.32	63	4:22.59	63	5:26.76	63	6:30.88	63	7:35.08	7	8:43.58				
63	1:10.96	63	2:15.30	63	3:18.76	4	4:25.01	4	5:28.89	4	6:32.75	4	7:36.45	52	8:44.57				
4	1:11.64	4	2:16.35	4	3:20.83	52	4:26.03	52	5:30.43	52	6:34.79	52	7:39.48	63	8:49.29				
52	1:11.77	52	2:16.54	52	3:21.36	116	4:31.33	41	5:38.62	41	6:43.05	41	7:47.05	41	8:50.60				
116	1:12.27	116	2:17.98	116	3:23.26	41	4:33.29	60	5:38.66	60	6:43.18	60	7:48.12	60	8:51.92				
22	1:16.46	41	2:24.02	60	3:29.03	60	4:33.31	116	5:38.67	116	6:46.09	86	7:50.53	86	8:54.39				
36	1:17.09	60	2:24.23	41	3:29.25	86	4:38.22	86	5:43.14	86	6:46.30	116	7:53.76	116	9:03.95				
41	1:17.21	36	2:26.45	86	3:34.36	36	4:45.41	36	5:54.81	36	7:04.05	22	8:13.19	22	9:21.26				
44	1:17.33	22	2:26.63	22	3:35.48	22	4:45.72	22	5:55.18	22	7:04.76	36	8:13.26	36	9:21.69				
27	1:19.07	44	2:27.16	36	3:35.99	44	4:46.82	44	5:58.01	44	7:09.43	76	8:19.61	76	9:29.52				
60	1:19.29	27	2:29.55	44	3:36.57	27	4:49.31	27	5:58.92	76	7:10.06	27	8:21.43	27	9:31.81				
76	1:20.33	47	2:29.59	27	3:39.02	76	4:50.26	76	5:59.57	27	7:11.44	74	8:22.43	74	9:33.02				
67	1:20.78	76	2:29.88	76	3:39.69	74	4:50.38	74	6:00.86	74	7:11.57	109	8:27.39	109	9:38.34				
74	1:20.91	86	2:30.26	74	3:40.66	109	4:54.41	109	6:05.73	109	7:16.92	67	8:32.88	67	9:43.33				
47	1:21.63	74	2:30.83	109	3:43.22	67	4:57.04	67	6:10.11	67	7:21.66								
109	1:21.71	67	2:31.00	47	3:43.41														
86	1:22.64	109	2:32.29	67	3:43.77														

74	Bob WEST										
	Lap	1	2	3	4	5	6	7	8	9	10
	1	1:20.91	1:09.92	1:09.83	1:09.72	1:10.48	1:10.71	1:10.86	1:10.59		

76	Pete MOLKENTHIN										
	Lap	1	2	3	4	5	6	7	8	9	10
	1	1:20.33	1:09.55	1:09.81	1:10.57	1:09.31	1:10.49	1:09.55	1:09.91		

86	Jason METIVIER										
	Lap	1	2	3	4	5	6	7	8	9	10
	1	1:22.64	1:07.62	1:04.10	1:03.86	1:04.92	1:03.16	1:04.23	1:03.86		

109	Paul FITZGERALD										
	Lap	1	2	3	4	5	6	7	8	9	10
	1	1:21.71	1:10.58	1:10.93	1:11.19	1:11.32	1:11.19	1:10.47	1:10.95		

116	Shaun FAIRHEAD										
	Lap	1	2	3	4	5	6	7	8	9	10
	1	1:12.27	1:05.71	1:05.28	1:08.07	1:07.34	1:07.42	1:07.67	1:10.19		

BRITISH HISTORIC RACING

EVENTS 8, 9, 10, 14 & 22

RESULT - RACE 15

PI	No	Evt	Name	Machine	Laps	Time	Behind	MPH	Best Lap on	MPH
1	59	22	Dan LEDGER	KTM Supermono 650	8	7:43.19		86.43	56.78	7 88.13
2	72	10	Graham WILLIAMS	Norton Weslake 750	8	7:48.17	4.98	85.51	57.37	6 87.22
3	75	22	James LUCK	Supermono Tigcraft 690	8	7:55.48	12.29	84.19	56.38	6 88.75
4	79	10	Tony JIMENEZ	Norton Atlas 750	8	8:09.63	26.44	81.76	59.41	2 84.23
5	35	22	Keith BROWN	MHD Suzuki 794	8	8:10.87	27.68	81.55	59.06	2 84.73
6	69	22	Patrick WELCH	W R D 690	8	8:10.97	27.78	81.54	57.93	5 86.38
7	279	10	Paul JOHNSON	Triumph Rob North 750	8	8:11.89	28.70	81.38	59.73	5 83.78
8	91	8	Kevin THURSTON	Petty Weslake 750	8	8:19.63	36.44	80.12	59.44	6 84.19
9	3	22	Benjamin HEATON	Tigcraft KTM690	8	8:21.45	38.26	79.83	1:00.86	5 82.22
10	186	8	Sean GAUCHWIN	Triumph Rob North 750	8	8:31.52	48.33	78.26	1:01.82	4 80.94
11	166	8	Les WHISTON	BSA Rocket 3 750	8	8:42.99	59.80	76.54	1:03.30	5 79.05
12	255	8	Alan FOSTER	Norton Metisse 750	8	8:43.57	1:00.38	76.46	1:04.11	3 78.05
13	123	10	Ralph COLDWELL	Norton Seeley 920	8	8:43.83	1:00.64	76.42	1:03.58	5 78.70
14	67	14	Bart REID	Suzuki GS1000	8	8:45.35	1:02.16	76.20	1:02.78	5 79.71
15	10	22	David GLOSSOP	KTM 390	7	7:47.12	1 Lap	74.99	1:05.20	4 76.75
16	15	22	John TALBOT	Hejira Rotax 500	7	7:50.63	1 Lap	74.43	1:03.66	7 78.61
17	44	22	Jack SMITH	KTM RC390	7	7:54.30	1 Lap	73.85	1:05.35	7 76.57
18	222	9	Ian VERRINDER	Norton Atlas 745	7	7:57.66	1 Lap	73.33	1:05.78	5 76.07
19	4	22	Scarlett ROBINSON	KTM RC390	7	8:01.23	1 Lap	72.79	1:06.13	7 75.67
20	143	14	Stefan DILLEY	Honda CB650	7	8:08.45	1 Lap	71.71	1:08.00	4 73.59
21	34	22	Alyssia WHITMORE	KTM RC390	7	8:13.95	1 Lap	70.91	1:07.15	5 74.52
22	273	14	Tony HAYWOOD	Norton Rotary 588	7	8:22.58	1 Lap	69.70	1:07.20	5 74.46
23	78	8	Chris WATTS	Norton Commando 750	7	8:44.09	1 Lap	66.84	1:11.78	2 69.71
Not-Classified										
	96	22	Matthew WELCH	W R D 690	6	6:43.84	DNF	74.35	1:03.69	5 78.57
	64	9	Mike LEY	BSA A10 650	2	2:55.40	DNF	57.06	1:24.09	2 59.51

Fastest Lap

75 22 James LUCK Supermono Tigcraft 690 56.38 6 88.75

Nos 35, 69, 75 & 91 - Times include 10s Penalty for ANTICIPATING THE START

Start Time : 16:39

Mallory Park

13 Apr 19 16:51

Clerk of Course :

Time Issued :

Chief Timekeeper : Graham Marshall

THESE RESULTS ARE PROVISIONAL UNTIL THE CONCLUSION OF ANY JUDICIAL AND TECHNICAL MATTERS

HS Sports Timing and Results Systems - Results and Lap Times at www.hssports.co.uk



RESULT - RACE 15

EVENT 10

PI	No	Evt	Name	Machine	Laps	Time	MPH	Best Lap on	MPH
1	72	10	Graham WILLIAMS	Norton Weslake 750	8	7:48.17	85.51	57.37	6 87.22
2	79	10	Tony JIMENEZ	Norton Atlas 750	8	8:09.63	81.76	59.41	2 84.23
3	279	10	Paul JOHNSON	Triumph Rob North 750	8	8:11.89	81.38	59.73	5 83.78
4	123	10	Ralph COLDWELL	Norton Seeley 920	8	8:43.83	76.42	1:03.58	5 78.70

Fastest Lap

72 10 Graham WILLIAMS Norton Weslake 750 57.37 6 87.22

Nos 35, 69, 75 & 91 - Times include 10s Penalty for ANTICIPATING THE START

EVENT 14

PI	No	Evt	Name	Machine	Laps	Time	MPH	Best Lap on	MPH
1	67	14	Bart REID	Suzuki GS1000	8	8:45.35	76.20	1:02.78	5 79.71
2	143	14	Stefan DILLEY	Honda CB650	7	8:08.45	71.71	1:08.00	4 73.59
3	273	14	Tony HAYWOOD	Norton Rotary 588	7	8:22.58	69.70	1:07.20	5 74.46

Fastest Lap

67 14 Bart REID Suzuki GS1000 1:02.78 5 79.71

Nos 35, 69, 75 & 91 - Times include 10s Penalty for ANTICIPATING THE START

Start Time : 16:39

Mallory Park

13 Apr 19 16:51

Clerk of Course :

Time Issued :

Chief Timekeeper : Graham Marshall

THESE RESULTS ARE PROVISIONAL UNTIL THE CONCLUSION OF ANY JUDICIAL AND TECHNICAL MATTERS

HS Sports Timing and Results Systems - Results and Lap Times at www.hssports.co.uk

BRITISH HISTORIC RACING

RESULT - RACE 15

EVENT 22

PI	No	Evt	Name	Machine	Laps	Time	MPH	Best Lap on	MPH
1	59	22	Dan LEDGER	KTM Supermono 650	8	7:43.19	86.43	56.78	7 88.13
2	75	22	James LUCK	Supermono Tigcraft 690	8	7:55.48	84.19	56.38	6 88.75
3	35	22	Keith BROWN	MHD Suzuki 794	8	8:10.87	81.55	59.06	2 84.73
4	69	22	Patrick WELCH	W R D 690	8	8:10.97	81.54	57.93	5 86.38
5	3	22	Benjamin HEATON	Tigcraft KTM690	8	8:21.45	79.83	1:00.86	5 82.22
6	10	22	David GLOSSOP	KTM 390	7	7:47.12	74.99	1:05.20	4 76.75
7	15	22	John TALBOT	Hejira Rotax 500	7	7:50.63	74.43	1:03.66	7 78.61
8	44	22	Jack SMITH	KTM RC390	7	7:54.30	73.85	1:05.35	7 76.57
9	4	22	Scarlett ROBINSON	KTM RC390	7	8:01.23	72.79	1:06.13	7 75.67
10	34	22	Alyssia WHITMORE	KTM RC390	7	8:13.95	70.91	1:07.15	5 74.52
<u>Not-Classified</u>									
	96	22	Matthew WELCH	W R D 690	6	6:43.84	DNF	74.35	1:03.69 5 78.57

Fastest Lap

75 22 James LUCK Supermono Tigcraft 690 56.38 6 88.75

Nos 35, 69, 75 & 91 - Times include 10s Penalty for ANTICIPATING THE START

EVENT 8

PI	No	Evt	Name	Machine	Laps	Time	MPH	Best Lap on	MPH
1	91	8	Kevin THURSTON	Petty Weslake 750	8	8:19.63	80.12	59.44	6 84.19
2	186	8	Sean GAUCHWIN	Triumph Rob North 750	8	8:31.52	78.26	1:01.82	4 80.94
3	166	8	Les WHISTON	BSA Rocket 3 750	8	8:42.99	76.54	1:03.30	5 79.05
4	255	8	Alan FOSTER	Norton Metisse 750	8	8:43.57	76.46	1:04.11	3 78.05
5	78	8	Chris WATTS	Norton Commando 750	7	8:44.09	66.84	1:11.78	2 69.71

Fastest Lap

91 8 Kevin THURSTON Petty Weslake 750 59.44 6 84.19

Nos 35, 69, 75 & 91 - Times include 10s Penalty for ANTICIPATING THE START

Start Time : 16:39

Mallory Park

13 Apr 19 16:51

Clerk of Course :

Time Issued :

Chief Timekeeper : Graham Marshall

THESE RESULTS ARE PROVISIONAL UNTIL THE CONCLUSION OF ANY JUDICIAL AND TECHNICAL MATTERS

HS Sports Timing and Results Systems - Results and Lap Times at www.hssports.co.uk

BRITISH HISTORIC RACING

RESULT - RACE 15

EVENT 9

PI	No	Evt	Name	Machine	Laps	Time	MPH	Best Lap on	MPH
1	222	9	Ian VERRINDER	Norton Atlas 745	7	7:57.66	73.33	1:05.78	5 76.07
<u>Not-Classified</u>									
	64	9	Mike LEY	BSA A10 650	2	2:55.40	DNF	57.06	1:24.09 2 59.51
<u>Fastest Lap</u>									
	222	9	Ian VERRINDER	Norton Atlas 745				1:05.78	5 76.07

Nos 35, 69, 75 & 91 - Times include 10s Penalty for ANTICIPATING THE START

Start Time : 16:39

Mallory Park

13 Apr 19 16:51

Clerk of Course :

Time Issued :

Chief Timekeeper : Graham Marshall

THESE RESULTS ARE PROVISIONAL UNTIL THE CONCLUSION OF ANY JUDICIAL AND TECHNICAL MATTERS

HS Sports Timing and Results Systems - Results and Lap Times at www.hssports.co.uk

RACE GRID

EVENTS 8, 9, 10, 14 & 22

RACE 15

ROW 9	59 Jack HEBB	64 01:14.050 Mike LEY	153 01:13.490 John CHRISTOPHER
ROW 8	78 01:09.960 Chris WATTS	34 01:09.520 Alyssia WHITMORE	273 01:08.310 Tony HAYWOOD
ROW 7	143 01:07.020 Stefan DILLEY	4 01:06.550 Scarlett ROBINSON	15 01:05.420 John TALBOT
ROW 6	44 01:05.370 Jack SMITH	222 01:05.170 Ian VERRINDER	255 01:04.870 Alan FOSTER
ROW 5	10 01:04.750 David GLOSSOP	123 01:04.360 Ralph COLDWELL	96 01:04.090 Matthew WELCH
ROW 4	67 01:03.920 Bart REID	166 01:03.050 Les WHISTON	186 01:02.760 Sean GAUCHWIN
ROW 3	3 01:00.200 Benjamin HEATON	279 59.670 Paul JOHNSON	79 59.660 Tony JIMENEZ
ROW 2	91 59.370 Kevin THURSTON	69 58.710 Patrick WELCH	35 58.660 Keith BROWN
ROW 1	72 58.130 Graham WILLIAMS	59 57.340 Dan LEDGER	75 56.520 James LUCK
POLE			

EVENTS 8, 9, 10, 14 & 22

LAP TIMES - RACE 15

3	Benjamin HEATON									
Lap	1	2	3	4	5	6	7	8	9	10
1	1:08.43	1:02.28	1:01.37	1:01.13	1:00.86	1:00.91	1:03.43	1:03.04		
4	Scarlett ROBINSON									
Lap	1	2	3	4	5	6	7	8	9	10
1	1:19.12	1:08.02	1:07.77	1:07.84	1:06.21	1:06.14	1:06.13			
10	David GLOSSOP									
Lap	1	2	3	4	5	6	7	8	9	10
1	1:12.86	1:05.76	1:06.60	1:05.20	1:05.25	1:05.78	1:05.67			
15	John TALBOT									
Lap	1	2	3	4	5	6	7	8	9	10
1	1:19.11	1:07.81	1:07.74	1:04.67	1:03.78	1:03.86	1:03.66			
34	Alyssia WHITMORE									
Lap	1	2	3	4	5	6	7	8	9	10
1	1:21.43	1:11.40	1:09.08	1:07.91	1:07.15	1:09.64	1:07.34			
35	Keith BROWN									
Lap	1	2	3	4	5	6	7	8	9	10
1	1:04.05	59.06	59.49	59.69	59.64	59.56	59.96	59.42		
44	Jack SMITH									
Lap	1	2	3	4	5	6	7	8	9	10
1	1:15.50	1:07.36	1:06.89	1:06.90	1:06.58	1:05.72	1:05.35			
59	Dan LEDGER									
Lap	1	2	3	4	5	6	7	8	9	10
1	1:02.85	57.89	57.03	57.18	57.21	57.12	56.78	57.13		
64	Mike LEY									
Lap	1	2	3	4	5	6	7	8	9	10
1	1:31.31	1:24.09								
67	Bart REID									
Lap	1	2	3	4	5	6	7	8	9	10
1	1:14.04	1:06.15	1:05.18	1:05.20	1:02.78	1:03.93	1:04.33	1:03.74		
69	Patrick WELCH									
Lap	1	2	3	4	5	6	7	8	9	10
1	1:07.42	1:01.45	58.44	58.36	57.93	58.39	58.90	1:00.08		
72	Graham WILLIAMS									
Lap	1	2	3	4	5	6	7	8	9	10
1	1:02.76	57.89	57.90	58.06	57.86	57.37	57.89	58.44		
75	James LUCK									
Lap	1	2	3	4	5	6	7	8	9	10
1	1:04.44	58.57	56.88	56.82	57.00	56.38	58.15	57.24		

78	Chris WATTS									
Lap	1	2	3	4	5	6	7	8	9	10
1	1:20.64	1:11.78	1:12.69	1:13.99	1:14.04	1:15.88	1:15.07			
79	Tony JIMENEZ									
Lap	1	2	3	4	5	6	7	8	9	10
1	1:05.26	59.41	59.84	1:00.44	1:00.40	1:00.75	1:01.39	1:02.14		
91	Kevin THURSTON									
Lap	1	2	3	4	5	6	7	8	9	10
1	1:06.64	1:01.43	1:00.39	1:00.14	59.70	59.44	1:00.02	1:01.87		
96	Matthew WELCH									
Lap	1	2	3	4	5	6	7	8	9	10
1	1:18.17	1:07.47	1:05.93	1:04.29	1:03.69	1:04.29				
123	Ralph COLDWELL									
Lap	1	2	3	4	5	6	7	8	9	10
1	1:14.35	1:05.07	1:03.75	1:04.03	1:03.58	1:03.73	1:04.13	1:05.19		
143	Stefan DILLEY									
Lap	1	2	3	4	5	6	7	8	9	10
1	1:16.04	1:09.08	1:08.73	1:08.00	1:08.35	1:09.08	1:09.17			
166	Les WHISTON									
Lap	1	2	3	4	5	6	7	8	9	10
1	1:13.63	1:05.07	1:04.12	1:03.66	1:03.30	1:04.33	1:04.39	1:04.49		
186	Sean GAUCHWIN									
Lap	1	2	3	4	5	6	7	8	9	10
1	1:11.10	1:03.62	1:02.51	1:01.82	1:02.56	1:03.09	1:03.78	1:03.04		
222	Ian VERRINDER									
Lap	1	2	3	4	5	6	7	8	9	10
1	1:16.63	1:09.01	1:07.34	1:06.45	1:05.78	1:06.34	1:06.11			
255	Alan FOSTER									
Lap	1	2	3	4	5	6	7	8	9	10
1	1:11.64	1:04.89	1:04.11	1:04.12	1:04.63	1:04.22	1:04.39	1:05.57		
273	Tony HAYWOOD									
Lap	1	2	3	4	5	6	7	8	9	10
1	1:21.49	1:11.38	1:09.07	1:07.95	1:07.20	1:09.21	1:16.28			
279	Paul JOHNSON									
Lap	1	2	3	4	5	6	7	8	9	10
1	1:07.18	1:01.66	1:00.39	1:00.19	59.73	1:00.46	1:00.78	1:01.50		

Lap Chart

EVENTS 8, 9, 10, 14 & 22 - RACE 15

Lap 1		Lap 2		Lap 3		Lap 4		Lap 5		Lap 6		Lap 7		Lap 8		Lap 9		Lap 10	
No	Time	No	Time	No	Time	No	Time	No	Time	No	Time	No	Time	No	Time	No	Time	No	Time
72	1:02.76	72	2:00.65	59	2:57.77	59	3:54.95	59	4:52.16	59	5:49.28	59	6:46.06	59	7:43.19				
59	1:02.85	59	2:00.74	72	2:58.55	72	3:56.61	75	4:53.71	75	5:50.09	15	6:46.97 *1	10	7:47.12 *1				
35	1:04.05	75	2:03.01	75	2:59.89	75	3:56.71	72	4:54.47	143	5:50.20 *1	75	6:48.24	72	7:48.17				
75	1:04.44	35	2:03.11	35	3:02.60	35	4:02.29	78	4:59.10 *1	72	5:51.84	44	6:48.95 *1	15	7:50.63 *1				
79	1:05.26	79	2:04.67	79	3:04.51	79	4:04.95	35	5:01.93	34	5:56.97 *1	72	6:49.73	44	7:54.30 *1				
91	1:06.64	91	2:08.07	69	3:07.31	69	4:05.67	69	5:03.60	273	5:57.09 *1	222	6:51.55 *1	75	7:55.48				
279	1:07.18	279	2:08.84	91	3:08.46	91	4:08.60	79	5:05.35	35	6:01.49	4	6:55.10 *1	222	7:57.66 *1				
69	1:07.42	69	2:08.87	279	3:09.23	279	4:09.42	91	5:08.30	69	6:01.99	143	6:59.28 *1	4	8:01.23 *1				
3	1:08.43	3	2:10.71	3	3:12.08	3	4:13.21	279	5:09.15	79	6:06.10	69	7:00.89	143	8:08.45 *1				
186	1:11.10	186	2:14.72	186	3:17.23	186	4:19.05	3	5:14.07	91	6:07.74	35	7:01.45	79	8:09.63				
255	1:11.64	255	2:16.53	255	3:20.64	255	4:24.76	186	5:21.61	279	6:09.61	273	7:06.30 *1	35	8:10.87				
10	1:12.86	10	2:18.62	166	3:22.82	166	4:26.48	255	5:29.39	78	6:13.14 *1	34	7:06.61 *1	69	8:10.97				
166	1:13.63	166	2:18.70	123	3:23.17	123	4:27.20	166	5:29.78	3	6:14.98	79	7:07.49	279	8:11.89				
67	1:14.04	123	2:19.42	10	3:25.22	10	4:30.42	123	5:30.78	186	6:24.70	91	7:07.76	34	8:13.95 *1				
123	1:14.35	67	2:20.19	67	3:25.37	67	4:30.57	67	5:33.35	255	6:33.61	279	7:10.39	91	8:19.63				
44	1:15.50	44	2:22.86	44	3:29.75	96	4:35.86	10	5:35.67	166	6:34.11	3	7:18.41	3	8:21.45				
143	1:16.04	143	2:25.12	96	3:31.57	44	4:36.65	96	5:39.55	123	6:34.51	186	7:28.48	273	8:22.58 *1				
222	1:16.63	222	2:25.64	222	3:32.98	15	4:39.33	15	5:43.11	67	6:37.28	78	7:29.02 *1	186	8:31.52				
96	1:18.17	96	2:25.64	143	3:33.85	222	4:39.43	44	5:43.23	10	6:41.45	255	7:38.00	166	8:42.99				
15	1:19.11	15	2:26.92	15	3:34.66	143	4:41.85	222	5:45.21	96	6:43.84	166	7:38.50	255	8:43.57				
4	1:19.12	4	2:27.14	4	3:34.91	4	4:42.75	4	5:48.96			123	7:38.64	123	8:43.83				
78	1:20.64	78	2:32.42	34	3:41.91	34	4:49.82					67	7:41.61	78	8:44.09 *1				
34	1:21.43	34	2:32.83	273	3:41.94	273	4:49.89							67	8:45.35				
273	1:21.49	273	2:32.87	78	3:45.11														
64	1:31.31	64	2:55.40																

BRITISH HISTORIC RACING

EVENTS 15, 16, 17 & 23A

RESULT - RACE 16

PI	No	Evt	Name	Machine	Laps	Time	Behind	MPH	Best Lap on	MPH
1	34	17	TUER/ TUER	Morgan Racing 1208	8	8:23.08		79.57	1:01.36	8 81.55
2	46	17	BIBBY/ SIMONS-WESTON	Morgan Racing 1208	8	8:27.67	4.59	78.85	1:01.74	2 81.05
3	187	17	ABRAHAMS/ ABRAHAMS	Vincent Rapide 1275	8	8:34.47	11.39	77.81	1:03.44	6 78.88
4	51	17	ORMROD/ NEAL	Curley Trike 1297	8	8:38.64	15.56	77.19	1:03.44	3 78.88
5	97	16	DAWSON/ BAR	BMW 750	8	8:49.88	26.80	75.55	1:04.57	7 77.50
6	11	17	QUIRK/ WESTON	Vincent Rapide 1272	8	8:52.65	29.57	75.16	1:04.92	5 77.08
7	4	16	BLEACH/ DAWS	Norton Ducker Lynx 750	8	8:59.89	36.81	74.15	1:03.97	2 78.22
8	656	23a	DAVENPORT/ DAVENPORT	Aprilia RS	8	9:10.85	47.77	72.67	1:07.58	2 74.05
9	16	17	HODGSON/ HODGSON	Morgan F2 1172	8	9:12.83	49.75	72.41	1:07.55	6 74.08
10	27	17	HUTCHINSON/ TBA	Berkeley T60 1293	8	9:21.35	58.27	71.31	1:07.19	8 74.48
11	87	16	SYKES/ RUTH	BMW 750	7	8:57.13	1 Lap	65.21	1:14.35	5 67.30
12	78	16	WICKETT/ DUPLOCK	Triumph Thunderbird 74	7	8:59.47	1 Lap	64.93	1:13.55	3 68.04
13	119	17	TEAGLES/ BALLAST	Berkeley T60 875	7	9:00.22	1 Lap	64.84	1:12.86	3 68.68
14	441	17	PICKUP/ PICKUP	Morgan1046	7	9:39.60	1 Lap	60.43	1:18.77	2 63.53
15	88	17	PEARSON/ PEARSON	Morgan F2 1172	6	9:11.04	2 Laps	54.49	1:25.89	6 58.26
<u>Not-Classified</u>										
	31	15	WESTON/ WESTON	Triumph Thunderbird 65	4	4:41.40	DNF	71.13	1:07.81	2 73.79
<u>Fastest Lap</u>										
	34	17	TUER/ TUER	Morgan Racing 1208					1:01.36	8 81.55

Nos 27, 78 & 441 - Times include 10s Penalty for INCORRECT GRID POSITION

Start Time : 17:00

Mallory Park

13 Apr 19 17:12

Clerk of Course :

Time Issued :

Chief Timekeeper : Graham Marshall

THESE RESULTS ARE PROVISIONAL UNTIL THE CONCLUSION OF ANY JUDICIAL AND TECHNICAL MATTERS

HS Sports Timing and Results Systems - Results and Lap Times at www.hssports.co.uk

BRITISH HISTORIC RACING

RESULT - RACE 16

EVENT 16

PI	No	Evt	Name	Machine	Laps	Time	MPH	Best Lap on	MPH
1	97	16	DAWSON/ BAR	BMW 750	8	8:49.88	75.55	1:04.57	7 77.50
2	4	16	BLEACH/ DAWS	Norton Ducker Lynx 750	8	8:59.89	74.15	1:03.97	2 78.22
3	87	16	SYKES/ RUTH	BMW 750	7	8:57.13	65.21	1:14.35	5 67.30
4	78	16	WICKETT/ DUPLOCK	Triumph Thunderbird 74	7	8:59.47	64.93	1:13.55	3 68.04

Fastest Lap

4 16 BLEACH/ DAWS Norton Ducker Lynx 750 1:03.97 2 78.22

Nos 27, 78 & 441 - Times include 10s Penalty for INCORRECT GRID POSITION

EVENT 17

PI	No	Evt	Name	Machine	Laps	Time	MPH	Best Lap on	MPH
1	34	17	TUER/ TUER	Morgan Racing 1208	8	8:23.08	79.57	1:01.36	8 81.55
2	46	17	BIBBY/ SIMONS-WESTON	Morgan Racing 1208	8	8:27.67	78.85	1:01.74	2 81.05
3	187	17	ABRAHAMS/ ABRAHAMS	Vincent Rapide 1275	8	8:34.47	77.81	1:03.44	6 78.88
4	51	17	ORMROD/ NEAL	Curley Trike 1297	8	8:38.64	77.19	1:03.44	3 78.88
5	11	17	QUIRK/ WESTON	Vincent Rapide 1272	8	8:52.65	75.16	1:04.92	5 77.08
6	16	17	HODGSON/ HODGSON	Morgan F2 1172	8	9:12.83	72.41	1:07.55	6 74.08
7	27	17	HUTCHINSON/ TBA	Berkeley T60 1293	8	9:21.35	71.31	1:07.19	8 74.48
8	119	17	TEAGLES/ BALLAST	Berkeley T60 875	7	9:00.22	64.84	1:12.86	3 68.68
9	441	17	PICKUP/ PICKUP	Morgan1046	7	9:39.60	60.43	1:18.77	2 63.53
10	88	17	PEARSON/ PEARSON	Morgan F2 1172	6	9:11.04	54.49	1:25.89	6 58.26

Fastest Lap

34 17 TUER/ TUER Morgan Racing 1208 1:01.36 8 81.55

Nos 27, 78 & 441 - Times include 10s Penalty for INCORRECT GRID POSITION

EVENT 23a

PI	No	Evt	Name	Machine	Laps	Time	MPH	Best Lap on	MPH
1	656	23a	DAVENPORT/ DAVENPORT	Aprilia RS	8	9:10.85	72.67	1:07.58	2 74.05

Fastest Lap

656 23a DAVENPORT/ DAVENPORT Aprilia RS 1:07.58 2 74.05

Nos 27, 78 & 441 - Times include 10s Penalty for INCORRECT GRID POSITION

Start Time : 17:00

Mallory Park

13 Apr 19 17:12

Clerk of Course :

Time Issued :


Chief Timekeeper : Graham Marshall

THESE RESULTS ARE PROVISIONAL UNTIL THE CONCLUSION OF ANY JUDICIAL AND TECHNICAL MATTERS

HS Sports Timing and Results Systems - Results and Lap Times at www.hssports.co.uk




RACE GRID



EVENTS 15, 16, 17 & 23A

RACE 16

ROW 8		
ROW 7	87 01:22.660 SYKES/ RUTH	65 01:21.450 COX/ BERESFORD
ROW 6	441 01:19.440 PICKUP/ PICKUP	78 01:13.630 WICKETT/ DUPLOCK
ROW 5	16 01:08.910 HODGSON/ HODGSON	27 01:08.160 HUTCHINSON/ TBA
ROW 4	656 01:07.530 DAVENPORT/ DAVENPO	97 01:07.190 DAWSON/ BAR
ROW 3	11 01:06.200 QUIRK/ WESTON	4 01:04.770 BLEACH/ DAWS
ROW 2	51 01:02.620 ORMROD/ NEAL	187 01:02.120 ABRAHAMS/ ABRAHAM
ROW 1	34 01:02.080 TUER/ TUER	46 01:01.940 BIBBY/ SIMONS-WESTO
POLE		
		

EVENTS 15, 16, 17 & 23A

LAP TIMES - RACE 16

4	BLEACH/ DAWS										
	Lap	1	2	3	4	5	6	7	8	9	10
	1	1:14.28	1:03.97	1:04.62	1:04.80	1:05.25	1:08.73	1:06.88	1:11.36		
11	QUIRK/ WESTON										
	Lap	1	2	3	4	5	6	7	8	9	10
	1	1:11.28	1:05.44	1:05.22	1:06.96	1:04.92	1:07.32	1:04.96	1:06.55		
16	HODGSON/ HODGSON										
	Lap	1	2	3	4	5	6	7	8	9	10
	1	1:16.67	1:07.88	1:08.32	1:07.77	1:08.03	1:07.55	1:08.71	1:07.90		
27	HUTCHINSON/ TBA										
	Lap	1	2	3	4	5	6	7	8	9	10
	1	1:16.14	1:07.99	1:07.66	1:08.08	1:07.73	1:07.92	1:08.64	1:07.19		
31	WESTON/ WESTON										
	Lap	1	2	3	4	5	6	7	8	9	10
	1	1:16.71	1:07.81	1:08.23	1:08.65						
34	TUER/ TUER										
	Lap	1	2	3	4	5	6	7	8	9	10
	1	1:08.19	1:02.05	1:02.08	1:01.96	1:02.89	1:02.60	1:01.95	1:01.36		
46	BIBBY/ SIMONS-WESTON										
	Lap	1	2	3	4	5	6	7	8	9	10
	1	1:10.82	1:01.74	1:03.23	1:01.88	1:02.71	1:02.21	1:02.78	1:02.30		
51	ORMROD/ NEAL										
	Lap	1	2	3	4	5	6	7	8	9	10
	1	1:08.44	1:03.83	1:03.44	1:03.70	1:04.28	1:03.54	1:06.93	1:04.48		
78	WICKETT/ DUPLOCK										
	Lap	1	2	3	4	5	6	7	8	9	10
	1	1:25.13	1:14.53	1:13.55	1:14.31	1:13.92	1:14.18	1:13.85			
87	SYKES/ RUTH										
	Lap	1	2	3	4	5	6	7	8	9	10
	1	1:24.10	1:16.33	1:14.70	1:14.70	1:14.35	1:15.25	1:17.70			
88	PEARSON/ PEARSON										
	Lap	1	2	3	4	5	6	7	8	9	10
	1	1:36.18	1:28.50	1:34.17	1:32.50	1:33.80	1:25.89				
97	DAWSON/ BAR										
	Lap	1	2	3	4	5	6	7	8	9	10
	1	1:12.73	1:05.29	1:05.36	1:06.07	1:05.07	1:05.66	1:04.57	1:05.13		
119	TEAGLES/ BALLAST										
	Lap	1	2	3	4	5	6	7	8	9	10
	1	1:29.43	1:16.53	1:12.86	1:13.82	1:13.84	1:18.00	1:15.74			

187 ABRAHAMS/ ABRAHAMS

Lap	1	2	3	4	5	6	7	8	9	10
1	1:08.18	1:03.72	1:03.49	1:03.61	1:04.26	1:03.44	1:03.84	1:03.93		

441 PICKUP/ PICKUP

Lap	1	2	3	4	5	6	7	8	9	10
1	1:27.23	1:18.77	1:18.80	1:21.34	1:20.67	1:21.56	1:21.23			

656 DAVENPORT/ DAVENPORT

Lap	1	2	3	4	5	6	7	8	9	10
1	1:14.45	1:07.58	1:08.43	1:07.68	1:08.09	1:08.65	1:07.65	1:08.32		

Lap Chart

EVENTS 15, 16, 17 & 23A - RACE 16

Lap 1		Lap 2		Lap 3		Lap 4		Lap 5		Lap 6		Lap 7		Lap 8		Lap 9		Lap 10		
No	Time	No	Time	No	Time	No	Time	No	Time	No	Time	No	Time	No	Time	No	Time	No	Time	
187	1:08.18	34	2:10.24	34	3:12.32	34	4:14.28	34	5:17.17	34	6:19.77	34	7:21.72	34	8:23.08					
34	1:08.19	187	2:11.90	187	3:15.39	46	4:17.67	46	5:20.38	78	6:21.44 *1	46	7:25.37	46	8:27.67					
51	1:08.44	51	2:12.27	51	3:15.71	187	4:19.00	187	5:23.26	46	6:22.59	187	7:30.54	187	8:34.47					
46	1:10.82	46	2:12.56	46	3:15.79	51	4:19.41	51	5:23.69	87	6:24.18 *1	51	7:34.16	51	8:38.64					
11	1:11.28	11	2:16.72	11	3:21.94	4	4:27.67	441	5:26.14 *1	119	6:26.48 *1	78	7:35.62 *1	97	8:49.88					
97	1:12.73	97	2:18.02	4	3:22.87	11	4:28.90	4	5:32.92	187	6:26.70	87	7:39.43 *1	11	8:52.65					
4	1:14.28	4	2:18.25	97	3:23.38	97	4:29.45	11	5:33.82	51	6:27.23	119	7:44.48 *1	87	8:57.13 *1					
656	1:14.45	656	2:22.03	656	3:30.46	656	4:38.14	97	5:34.52	97	6:40.18	97	7:44.75	78	8:59.47 *1					
27	1:16.14	27	2:24.13	27	3:31.79	88	4:38.85 *1	656	5:46.23	11	6:41.14	88	7:45.15 *2	4	8:59.89					
16	1:16.67	31	2:24.52	31	3:32.75	27	4:39.87	27	5:47.60	4	6:41.65	11	7:46.10	119	9:00.22 *1					
31	1:16.71	16	2:24.55	16	3:32.87	16	4:40.64	16	5:48.67	441	6:46.81 *1	4	7:48.53	656	9:10.85					
87	1:24.10	78	2:39.66	78	3:53.21	31	4:41.40	88	6:11.35 *1	656	6:54.88	656	8:02.53	88	9:11.04 *2					
78	1:25.13	87	2:40.43	87	3:55.13	78	5:07.52			27	6:55.52	27	8:04.16	16	9:12.83					
441	1:27.23	119	2:45.96	119	3:58.82	87	5:09.83			16	6:56.22	16	8:04.93	27	9:21.35					
119	1:29.43	441	2:46.00	441	4:04.80	119	5:12.64					441	8:08.37 *1	441	9:39.60 *1					
88	1:36.18	88	3:04.68																	

BRITISH HISTORIC RACING

EVENTS 7, 12 & 21

RESULT - RACE 17

PI	No	Evt	Name	Machine	Laps	Time	Behind	MPH	Best Lap on	MPH
1	135	7	Jason MARKHAM		8	7:50.93		85.01	57.36	5 87.24
2	125	7	Andy MOLNAR	Norton Manx 499	8	7:55.40	4.47	84.21	57.67	5 86.77
3	142	7	Steve HANDS	BSA Manx Goldstar 500	8	8:11.37	20.44	81.47	59.53	4 84.06
4	100	12	Andy HUNT	Ducati Steelcraft 250	8	8:11.39	20.46	81.47	59.78	4 83.71
5	74	7	Dave MATRAVERS	Seeley G50	8	8:11.54	20.61	81.44	59.43	3 84.20
6	161	7	Tyler SCOTHERN	BSA B50	8	8:23.67	32.74	79.48	1:00.66	8 82.49
7	268	21	Mark FAIRWEATHER	BMW R100 RS	8	8:41.10	50.17	76.82	1:02.59	3 79.95
8	123	21	Ralph COLDWELL	Norton Seeley 920	8	8:41.21	50.28	76.81	1:02.35	8 80.26
9	165	12	Jim PORTER	Ducati Sebring 350	8	8:41.22	50.29	76.80	1:03.73	7 78.52
10	4	21	Scarlett ROBINSON	KTM RC390	8	9:01.35	1:10.42	73.95	1:05.69	7 76.18
11	289	21	Pete KIRBY	Norton Interpol 2 588	7	7:50.95	1 Lap	74.38	1:04.46	4 77.63
12	9	21	William GRANT	Honda RS 124	7	7:53.09	1 Lap	74.04	1:03.81	4 78.42
13	189	7	Gary ABBOTT	BSA Goldstar 500	7	7:57.80	1 Lap	73.31	1:06.60	3 75.14
14	234	12	David LINSDELL	Ducati Sebring 350	7	7:58.66	1 Lap	73.18	1:06.60	4 75.14
15	34	21	Alyssia WHITMORE	KTM RC390	7	8:08.20	1 Lap	71.75	1:06.49	7 75.26
16	94	12	Geoff MILLS	Ducati Harrison 250	7	8:12.86	1 Lap	71.07	1:04.38	3 77.73
17	248	12	Andrew PIGGOTT	Ducati Saxon 350	7	8:21.81	1 Lap	69.80	1:09.63	5 71.87
18	118	21	Charlie OLLIS	MZ TS250/1	7	8:23.55	1 Lap	69.56	1:09.36	2 72.15
19	295	21	Charles OLLIS	MZ Supa 5 250	7	8:47.53	1 Lap	66.40	1:12.46	6 69.06
20	231	21	Philip SMITH	MZ TS250/1	6	7:54.77	2 Laps	63.24	1:16.03	4 65.82
21	177	21	Anthony HAZLEDINE	Egl - Vincent Comet 500	6	7:55.90	2 Laps	63.09	1:16.90	4 65.07
22	109	21	John FIELDHOUSE	Velocette Viper 350	6	8:05.50	2 Laps	61.84	1:17.95	2 64.19
Not-Classified										
	44	21	Jack SMITH	KTM RC390	4	4:27.09	DNF	74.94	1:04.30	4 77.82
	12	7	Stevan RADA KOVIC	Norton Manx 500	3	3:09.47	DNF	79.23	1:01.41	2 81.49

Fastest Lap

135 7 Jason MARKHAM 57.36 5 87.24

Result before Novice Handicap Applied

Start Time : 17:14

Mallory Park

13 Apr 19 20:45

Clerk of Course :

Time Issued :

Chief Timekeeper : Graham Marshall

THESE RESULTS ARE PROVISIONAL UNTIL THE CONCLUSION OF ANY JUDICIAL AND TECHNICAL MATTERS

HS Sports Timing and Results Systems - Results and Lap Times at www.hssports.co.uk

BRITISH HISTORIC RACING

EVENT 21

RESULT - RACE 17 - HANDICAP APPLIED

PI	No	Evt	Name	Machine	Laps	Time	Behind	MPH	Best Lap on	MPH
1	268	21	Mark FAIRWEATHER	BMW R100 RS	7	9:11.88		63.47	1:02.59	3 79.95
2	4	21	Scarlett ROBINSON	KTM RC390	7	9:12.37	0.49	63.41	1:05.69	7 76.18
3	123	21	Ralph COLDWELL	Norton Seeley 920	7	9:13.86	1.98	63.24	1:02.48	7 80.09
4	177	21	Anthony HAZLEDINE	Egl - Vincent Comet 500	7	9:15.53	3.65	63.05	1:16.90	4 65.07
5	118	21	Charlie OLLIS	MZ TS250/1	7	9:18.55	6.67	62.71	1:09.36	2 72.15
6	295	21	Charles OLLIS	MZ Supa 5 250	7	9:19.53	7.65	62.60	1:12.46	6 69.06
7	109	21	John FIELDHOUSE	Velocette Viper 350	7	9:26.34	14.46	61.85	1:17.95	2 64.19
8	231	21	Philip SMITH	MZ TS250/1	7	9:31.27	19.39	61.32	1:16.03	4 65.82
9	289	21	Pete KIRBY	Norton Interpol 2 588	7	9:31.95	20.07	61.24	1:04.46	4 77.63
10	9	21	William GRANT	Honda RS 124	7	9:37.09	25.21	60.70	1:03.81	4 78.42
11	34	21	Alyssia WHITMORE	KTM RC390	7	10:15.20	1:03.32	56.94	1:06.49	7 75.26

Not-Classified

44	21	Jack SMITH	KTM RC390	4	4:27.09	DNF	74.94	1:04.30	4 77.82
----	----	------------	-----------	---	---------	-----	-------	---------	---------

Fastest Lap

123	21	Ralph COLDWELL	Norton Seeley 920					1:02.48	7 80.09
-----	----	----------------	-------------------	--	--	--	--	---------	---------

Handicap Applied to 7 Lap Result

Start Time : 17:14

Mallory Park

13 Apr 19 20:51

Clerk of Course :

Time Issued :

Chief Timekeeper : Graham Marshall

THESE RESULTS ARE PROVISIONAL UNTIL THE CONCLUSION OF ANY JUDICIAL AND TECHNICAL MATTERS

HS Sports Timing and Results Systems - Results and Lap Times at www.hssports.co.uk

BRITISH HISTORIC RACING

RESULT - RACE 17

EVENT 12

PI	No	Evt	Name	Machine	Laps	Time	MPH	Best Lap on	MPH
1	100	12	Andy HUNT	Ducati Steelcraft 250	8	8:11.39	81.47	59.78	4 83.71
2	165	12	Jim PORTER	Ducati Sebring 350	8	8:41.22	76.80	1:03.73	7 78.52
3	234	12	David LINSDELL	Ducati Sebring 350	7	7:58.66	73.18	1:06.60	4 75.14
4	94	12	Geoff MILLS	Ducati Harrison 250	7	8:12.86	71.07	1:04.38	3 77.73
5	248	12	Andrew PIGGOTT	Ducati Saxon 350	7	8:21.81	69.80	1:09.63	5 71.87

Fastest Lap

100	12	Andy HUNT	Ducati Steelcraft 250	59.78	4	83.71
-----	----	-----------	-----------------------	-------	---	-------

EVENT 7

PI	No	Evt	Name	Machine	Laps	Time	MPH	Best Lap on	MPH
1	135	7	Jason MARKHAM		8	7:50.93	85.01	57.36	5 87.24
2	125	7	Andy MOLNAR	Norton Manx 499	8	7:55.40	84.21	57.67	5 86.77
3	142	7	Steve HANDS	BSA Manx Goldstar 500	8	8:11.37	81.47	59.53	4 84.06
4	74	7	Dave MATRAVERS	Seeley G50	8	8:11.54	81.44	59.43	3 84.20
5	161	7	Tyler SCOTHERN	BSA B50	8	8:23.67	79.48	1:00.66	8 82.49
6	189	7	Gary ABBOTT	BSA Goldstar 500	7	7:57.80	73.31	1:06.60	3 75.14

Not-Classified

12	7	Stevan RADAKOVIC	Norton Manx 500	3	3:09.47	DNF	79.23	1:01.41	2 81.49
----	---	------------------	-----------------	---	---------	-----	-------	---------	---------

Fastest Lap

135	7	Jason MARKHAM		57.36	5	87.24
-----	---	---------------	--	-------	---	-------

Start Time : 17:14

Mallory Park

13 Apr 19 20:58

Clerk of Course :

Time Issued :


Chief Timekeeper : Graham Marshall

THESE RESULTS ARE PROVISIONAL UNTIL THE CONCLUSION OF ANY JUDICIAL AND TECHNICAL MATTERS

HS Sports Timing and Results Systems - Results and Lap Times at www.hssports.co.uk




RACE GRID



EVENTS 7, 12 & 21

RACE 17

ROW 5		189 Gary ABBOTT	22 01:09.050 Rod GRAHAM
ROW 4	234 01:07.490 David LINSDELL	248 01:07.380 Andrew PIGGOTT	100 01:04.970 Andy HUNT
ROW 3	94 01:04.660 Geoff MILLS	42 01:04.620 Tony AINLEY	165 01:04.150 Jim PORTER
ROW 2	161 01:01.280 Tyler SCOTHERN	142 01:00.850 Steve HANDS	12 01:00.530 Stevan RADAKOVIC
ROW 1	125 59.090 Andy MOLNAR	135 58.990 Jason MARKHAM	74 58.930 Dave MATRAVERS
POLE			



EVENTS 7, 12 & 21

LAP TIMES - RACE 17

4 Scarlett ROBINSON

Lap	1	2	3	4	5	6	7	8	9	10
1	1:16.66	1:06.40	1:07.02	1:06.00	1:06.33	1:07.27	1:05.69	1:05.98		

9 William GRANT

Lap	1	2	3	4	5	6	7	8	9	10
1	1:16.86	1:05.55	1:03.98	1:03.81	1:06.18	1:08.36	1:08.36			

12 Stevan RADAKOVIC

Lap	1	2	3	4	5	6	7	8	9	10
1	1:06.13	1:01.41	1:01.93							

34 Alyssia WHITMORE

Lap	1	2	3	4	5	6	7	8	9	10
1	1:22.15	1:09.02	1:08.66	1:07.98	1:07.33	1:06.57	1:06.49			

44 Jack SMITH

Lap	1	2	3	4	5	6	7	8	9	10
1	1:12.88	1:05.52	1:04.39	1:04.30						

74 Dave MATRAVERS

Lap	1	2	3	4	5	6	7	8	9	10
1	1:06.46	1:00.08	59.43	59.48	1:01.40	1:00.96	1:02.32	1:01.41		

94 Geoff MILLS

Lap	1	2	3	4	5	6	7	8	9	10
1	1:10.21	1:04.86	1:04.38	1:04.75	1:15.69	1:17.38	1:15.59			

100 Andy HUNT

Lap	1	2	3	4	5	6	7	8	9	10
1	1:07.10	1:01.10	1:00.91	59.78	1:00.67	1:00.28	1:00.64	1:00.91		

109 John FIELDHOUSE

Lap	1	2	3	4	5	6	7	8	9	10
1	1:26.29	1:17.95	1:21.68	1:19.44	1:21.16	1:18.98				

118 Charlie OLLIS

Lap	1	2	3	4	5	6	7	8	9	10
1	1:19.45	1:09.36	1:10.75	1:11.59	1:10.70	1:11.23	1:10.47			

123 Ralph COLDWELL

Lap	1	2	3	4	5	6	7	8	9	10
1	1:15.32	1:05.13	1:03.64	1:03.10	1:03.13	1:06.06	1:02.48	1:02.35		

125 Andy MOLNAR

Lap	1	2	3	4	5	6	7	8	9	10
1	1:03.90	58.11	58.23	1:00.00	57.67	57.99	59.76	59.74		

135 Jason MARKHAM

Lap	1	2	3	4	5	6	7	8	9	10
1	1:04.26	58.41	57.85	57.43	57.36	58.67	57.86	59.09		

142	Steve HANDS										
	Lap	1	2	3	4	5	6	7	8	9	10
	1	1:07.28	1:01.01	1:00.66	59.53	1:00.20	1:00.25	1:01.41	1:01.03		
161	Tyler SCOTHERN										
	Lap	1	2	3	4	5	6	7	8	9	10
	1	1:09.84	1:05.12	1:01.73	1:01.24	1:01.40	1:02.32	1:01.36	1:00.66		
165	Jim PORTER										
	Lap	1	2	3	4	5	6	7	8	9	10
	1	1:09.70	1:04.69	1:04.55	1:04.64	1:04.49	1:04.88	1:03.73	1:04.54		
177	Anthony HAZLEDINE										
	Lap	1	2	3	4	5	6	7	8	9	10
	1	1:27.77	1:17.18	1:18.42	1:16.90	1:18.14	1:17.49				
189	Gary ABBOTT										
	Lap	1	2	3	4	5	6	7	8	9	10
	1	1:13.26	1:08.25	1:06.60	1:06.69	1:06.83	1:09.20	1:06.97			
231	Philip SMITH										
	Lap	1	2	3	4	5	6	7	8	9	10
	1	1:27.25	1:18.91	1:18.96	1:16.03	1:16.30	1:17.32				
234	David LINSDELL										
	Lap	1	2	3	4	5	6	7	8	9	10
	1	1:15.12	1:06.75	1:07.02	1:06.60	1:07.26	1:08.28	1:07.63			
248	Andrew PIGGOTT										
	Lap	1	2	3	4	5	6	7	8	9	10
	1	1:18.78	1:09.76	1:10.52	1:11.74	1:09.63	1:10.75	1:10.63			
268	Mark FAIRWEATHER										
	Lap	1	2	3	4	5	6	7	8	9	10
	1	1:13.48	1:03.78	1:02.59	1:04.66	1:04.07	1:04.68	1:03.62	1:04.22		
289	Pete KIRBY										
	Lap	1	2	3	4	5	6	7	8	9	10
	1	1:14.25	1:08.66	1:06.08	1:04.46	1:05.92	1:06.15	1:05.43			
295	Charles OLLIS										
	Lap	1	2	3	4	5	6	7	8	9	10
	1	1:27.33	1:14.37	1:13.51	1:13.28	1:13.78	1:12.46	1:12.80			

Lap Chart

EVENTS 7, 12 & 21 - RACE 17

Lap 1		Lap 2		Lap 3		Lap 4		Lap 5		Lap 6		Lap 7		Lap 8		Lap 9		Lap 10	
No	Time	No	Time	No	Time	No	Time	No	Time	No	Time	No	Time	No	Time	No	Time	No	Time
125	1:03.90	125	2:02.01	125	3:00.24	135	3:57.95	135	4:55.31	135	5:53.98	135	6:51.84	135	7:50.93				
135	1:04.26	135	2:02.67	135	3:00.52	125	4:00.24	125	4:57.91	34	5:55.14 *1	125	6:55.66	289	7:50.95 *1				
12	1:06.13	74	2:06.54	74	3:05.97	177	4:03.37 *1	74	5:06.85	125	5:55.90	94	6:57.27 *1	9	7:53.09 *1				
74	1:06.46	12	2:07.54	142	3:08.95	231	4:05.12 *1	295	5:08.49 *1	248	6:00.43 *1	34	7:01.71 *1	231	7:54.77 *2				
100	1:07.10	100	2:08.20	100	3:09.11	74	4:05.45	142	5:08.68	118	6:01.85 *1	74	7:10.13	4	7:55.37 *1				
142	1:07.28	142	2:08.29	12	3:09.47	109	4:05.92 *1	100	5:09.56	74	6:07.81	142	7:10.34	125	7:55.40				
165	1:09.70	165	2:14.39	161	3:16.69	142	4:08.48	161	5:19.33	142	6:08.93	100	7:10.48	177	7:55.90 *2				
161	1:09.84	161	2:14.96	161	3:18.94	100	4:08.89	177	5:20.27 *1	100	6:09.84	248	7:11.18 *1	189	7:57.80 *1				
94	1:10.21	94	2:15.07	94	3:19.45	161	4:17.93	231	5:21.15 *1	161	6:21.65	118	7:13.08 *1	234	7:58.66 *1				
44	1:12.88	268	2:17.26	268	3:19.85	165	4:23.58	109	5:25.36 *1	295	6:22.27 *1	161	7:23.01	109	8:05.50 *2				
189	1:13.26	44	2:18.40	44	3:22.79	94	4:24.20	165	5:28.07	165	6:32.95	295	7:34.73 *1	34	8:08.20 *1				
268	1:13.48	123	2:20.45	123	3:24.09	268	4:24.51	268	5:28.58	268	6:33.26	165	7:36.68	142	8:11.37				
289	1:14.25	189	2:21.51	9	3:26.39	44	4:27.09	123	5:30.32	123	6:36.38	268	7:36.88	100	8:11.39				
234	1:15.12	234	2:21.87	189	3:28.11	123	4:27.19	9	5:36.38	231	6:37.45 *1	123	7:38.86	74	8:11.54				
123	1:15.32	9	2:22.41	234	3:28.89	9	4:30.20	289	5:39.37	177	6:38.41 *1			94	8:12.86 *1				
4	1:16.66	289	2:22.91	289	3:28.99	289	4:33.45	94	5:39.89	9	6:44.74			248	8:21.81 *1				
9	1:16.86	4	2:23.06	4	3:30.08	189	4:34.80	189	5:41.63	289	6:45.52			118	8:23.55 *1				
248	1:18.78	248	2:28.54	248	3:39.06	234	4:35.49	4	5:42.41	109	6:46.52 *1			161	8:23.67				
118	1:19.45	118	2:28.81	118	3:39.56	4	4:36.08	234	5:42.75	4	6:49.68			268	8:41.10				
34	1:22.15	34	2:31.17	34	3:39.83	34	4:47.81			189	6:50.83			123	8:41.21				
109	1:26.29	295	2:41.70	295	3:55.21	248	4:50.80			234	6:51.03			165	8:41.22				
231	1:27.25	109	2:44.24			118	4:51.15							295	8:47.53 *1				
295	1:27.33	177	2:44.95											4	9:01.35				
177	1:27.77	231	2:46.16																

BRITISH HISTORIC RACING

EVENTS 2, 3, 4, 11, 23, 31 & MZ Supa5

RESULT - RACE 18

PI	No	Evt	Name	Machine	Laps	Time	Behind	MPH	Best Lap on	MPH
1	100	3	Andy HUNT	Ducati Steelcraft 250	8	8:31.94		78.20	1:01.89	8 80.85
2	195	4	Graham BULLER	Norton 40M 349	8	8:32.46	0.52	78.12	1:02.03	7 80.67
3	9	23	William GRANT	Honda RS 124	8	8:33.28	1.34	77.99	1:01.23	8 81.72
4	233	11	Tom SNOW	BSA Bantam 125	8	8:35.54	3.60	77.65	1:02.29	8 80.33
5	36	11	Ian SCUTT	BSA Bantam 125	8	8:36.40	4.46	77.52	1:02.89	7 79.57
6	47	2	Mervyn STRATFORD	Rudge 249	8	8:37.68	5.74	77.33	1:02.48	5 80.09
7	94	3	Geoff MILLS	Ducati Harrison 250	8	8:38.19	6.25	77.25	1:03.02	7 79.40
8	148	23	Reg SQUIRES	Honda RS125	8	8:40.29	8.35	76.94	1:02.38	8 80.22
9	150	11	Robert DUESBURY	BSA Bantam	8	9:07.59	35.65	73.11	1:06.80	2 74.91
10	248	3	Andrew PIGGOTT	Ducati MKIII 250	8	9:11.25	39.31	72.62	1:07.26	2 74.40
11	22	3	Rod GRAHAM	Ducati Daytona 250	8	9:30.21	58.27	70.21	1:08.79	8 72.74
12	118	MZ	Charlie OLLIS	MZ TS250/1	8	9:31.18	59.24	70.09	1:09.37	6 72.13
13	52	11	Robbie BROWN	BSA Bantam 183	8	9:36.67	1:04.73	69.42	1:10.29	8 71.19
14	68	4	Keith RILEY	Velocette KSS 348	7	8:33.17	1 Lap	68.26	1:10.85	3 70.63
15	298	2	Samuel PAGE	Velocette Mov 250	7	8:34.96	1 Lap	68.02	1:11.32	4 70.16
16	223	11	Andrew FRASER	BSA Bantam 125	7	8:35.66	1 Lap	67.93	1:11.32	5 70.16
17	295	MZ	Charles OLLIS	MZ Supa 5 250	7	9:07.62	1 Lap	63.96	1:14.45	7 67.21
18	190	31	Tony GREEN	Velocette Mac 350	7	9:07.66	1 Lap	63.96	1:15.44	5 66.33
19	109	4	John FIELDHOUSE	Velocette Viper 350	7	9:09.32	1 Lap	63.77	1:16.32	3 65.57
20	177	31	Anthony HAZLEDINE	Egl - Vincent Comet 500	7	9:11.35	1 Lap	63.53	1:16.17	0 65.70
<u>Not-Classified</u>										
	231	MZ	Philip SMITH	MZ TS250/1	2	2:47.32	DNF	59.81	1:18.11	2 64.06
<u>Fastest Lap</u>										
	9	23	William GRANT	Honda RS 124					1:01.23	8 81.72

Start Time : 10:03

Mallory Park

14 Apr 19 10:17

Clerk of Course :

Time Issued :

Chief Timekeeper : Graham Marshall

THESE RESULTS ARE PROVISIONAL UNTIL THE CONCLUSION OF ANY JUDICIAL AND TECHNICAL MATTERS

HS Sports Timing and Results Systems - Results and Lap Times at www.hssports.co.uk

BRITISH HISTORIC RACING

RESULT - RACE 18

EVENT 11

PI	No	Evt	Name	Machine	Laps	Time	MPH	Best Lap on	MPH
1	233	11	Tom SNOW	BSA Bantam 125	8	8:35.54	77.65	1:02.29	8 80.33
2	36	11	Ian SCUTT	BSA Bantam 125	8	8:36.40	77.52	1:02.89	7 79.57
3	150	11	Robert DUESBURY	BSA Bantam	8	9:07.59	73.11	1:06.80	2 74.91
4	52	11	Robbie BROWN	BSA Bantam 183	8	9:36.67	69.42	1:10.29	8 71.19
5	223	11	Andrew FRASER	BSA Bantam 125	7	8:35.66	67.93	1:11.32	5 70.16

Fastest Lap

233 11 Tom SNOW BSA Bantam 125 1:02.29 8 80.33

EVENT 2

PI	No	Evt	Name	Machine	Laps	Time	MPH	Best Lap on	MPH
1	47	2	Mervyn STRATFORD	Rudge 249	8	8:37.68	77.33	1:02.48	5 80.09
2	298	2	Samuel PAGE	Velocette Mov 250	7	8:34.96	68.02	1:11.32	4 70.16

Fastest Lap

47 2 Mervyn STRATFORD Rudge 249 1:02.48 5 80.09

EVENT 23

PI	No	Evt	Name	Machine	Laps	Time	MPH	Best Lap on	MPH
1	9	23	William GRANT	Honda RS 124	8	8:33.28	77.99	1:01.23	8 81.72
2	148	23	Reg SQUIRES	Honda RS125	8	8:40.29	76.94	1:02.38	8 80.22

Fastest Lap

9 23 William GRANT Honda RS 124 1:01.23 8 81.72

Start Time : 10:03

Mallory Park

14 Apr 19 10:17

Clerk of Course :

Time Issued :

Chief Timekeeper : Graham Marshall

THESE RESULTS ARE PROVISIONAL UNTIL THE CONCLUSION OF ANY JUDICIAL AND TECHNICAL MATTERS

HS Sports Timing and Results Systems - Results and Lap Times at www.hssports.co.uk

BRITISH HISTORIC RACING

RESULT - RACE 18

EVENT 3

PI	No	Evt	Name	Machine	Laps	Time	MPH	Best Lap on	MPH
1	100	3	Andy HUNT	Ducati Steelcraft 250	8	8:31.94	78.20	1:01.89	8 80.85
2	94	3	Geoff MILLS	Ducati Harrison 250	8	8:38.19	77.25	1:03.02	7 79.40
3	248	3	Andrew PIGGOTT	Ducati MKIII 250	8	9:11.25	72.62	1:07.26	2 74.40
4	22	3	Rod GRAHAM	Ducati Daytona 250	8	9:30.21	70.21	1:08.79	8 72.74

Fastest Lap

100 3 Andy HUNT Ducati Steelcraft 250 1:01.89 8 80.85

EVENT 31

PI	No	Evt	Name	Machine	Laps	Time	MPH	Best Lap on	MPH
1	190	31	Tony GREEN	Velocette Mac 350	7	9:07.66	63.96	1:15.44	5 66.33
2	177	31	Anthony HAZLEDINE	Egl - Vincent Comet 500	7	9:11.35	63.53	1:16.17	0 65.70

Fastest Lap

190 31 Tony GREEN Velocette Mac 350 1:15.44 5 66.33

EVENT 4

PI	No	Evt	Name	Machine	Laps	Time	MPH	Best Lap on	MPH
1	195	4	Graham BULLER	Norton 40M 349	8	8:32.46	78.12	1:02.03	7 80.67
2	68	4	Keith RILEY	Velocette KSS 348	7	8:33.17	68.26	1:10.85	3 70.63
3	109	4	John FIELDHOUSE	Velocette Viper 350	7	9:09.32	63.77	1:16.32	3 65.57

Fastest Lap

195 4 Graham BULLER Norton 40M 349 1:02.03 7 80.67

Start Time : 10:03

Mallory Park

14 Apr 19 10:17

Clerk of Course :

Time Issued :

Chief Timekeeper : Graham Marshall

THESE RESULTS ARE PROVISIONAL UNTIL THE CONCLUSION OF ANY JUDICIAL AND TECHNICAL MATTERS

HS Sports Timing and Results Systems - Results and Lap Times at www.hssports.co.uk

BRITISH HISTORIC RACING

RESULT - RACE 18

EVENT MZ

PI	No	Evt	Name	Machine	Laps	Time	MPH	Best Lap on	MPH
1	118	MZ	Charlie OLLIS	MZ TS250/1	8	9:31.18	70.09	1:09.37	6 72.13
2	295	MZ	Charles OLLIS	MZ Supa 5 250	7	9:07.62	63.96	1:14.45	7 67.21
<u>Not-Classified</u>									
	231	MZ	Philip SMITH	MZ TS250/1	2	2:47.32	DNF	59.81	1:18.11 2 64.06
<u>Fastest Lap</u>									
	118	MZ	Charlie OLLIS	MZ TS250/1				1:09.37	6 72.13

Start Time : 10:03

Mallory Park

14 Apr 19 10:17

Clerk of Course :

Time Issued :

Chief Timekeeper : Graham Marshall

THESE RESULTS ARE PROVISIONAL UNTIL THE CONCLUSION OF ANY JUDICIAL AND TECHNICAL MATTERS

HS Sports Timing and Results Systems - Results and Lap Times at www.hssports.co.uk

RACE GRID

EVENTS 2, 3, 4, 11, 23, 31 & MZ Supa5

RACE 18

ROW 8	220 01:25.060 Andrew CATTELL	192 01:23.300 Ken WRIGHT	190 01:18.190 Tony GREEN
ROW 7	177 01:17.450 Anthony HAZLEDINE	109 01:17.200 John FIELDHOUSE	231 01:15.560 Philip SMITH
ROW 6	298 01:13.490 Samuel PAGE	295 01:12.760 Charles OLLIS	223 01:12.180 Andrew FRASER
ROW 5	85 01:12.150 Douglas SHERBOURNE	52 01:12.000 Robbie BROWN	118 01:09.690 Charlie OLLIS
ROW 4	24 01:09.610 Joao QUINTANEIRO	248 01:08.470 Andrew PIGGOTT	150 01:07.860 Robert DUESBURY
ROW 3	195 01:03.820 Graham BULLER	47 01:03.360 Mervyn STRATFORD	94 01:03.170 Geoff MILLS
ROW 2	233 01:03.030 Tom SNOW	148 01:03.030 Reg SQUIRES	36 01:03.010 Ian SCUTT
ROW 1	9 01:02.250 William GRANT	100 01:00.260 Andy HUNT	10 59.220 Oliver COOPER
POLE			

EVENTS 2, 3, 4, 11, 23, 31 & MZ Supa5

LAP TIMES - RACE 18

9	William GRANT										
	Lap	1	2	3	4	5	6	7	8	9	10
	1	1:12.07	1:04.17	1:02.66	1:03.74	1:02.12	1:05.11	1:02.18	1:01.23		
22	Rod GRAHAM										
	Lap	1	2	3	4	5	6	7	8	9	10
	1	1:20.32	1:09.62	1:09.65	1:10.58	1:10.47	1:10.95	1:09.83	1:08.79		
36	Ian SCUTT										
	Lap	1	2	3	4	5	6	7	8	9	10
	1	1:10.55	1:04.33	1:03.63	1:03.44	1:03.65	1:04.92	1:02.89	1:02.99		
47	Mervyn STRATFORD										
	Lap	1	2	3	4	5	6	7	8	9	10
	1	1:14.43	1:04.19	1:03.14	1:02.98	1:02.48	1:04.43	1:03.09	1:02.94		
52	Robbie BROWN										
	Lap	1	2	3	4	5	6	7	8	9	10
	1	1:20.58	1:10.75	1:11.37	1:11.07	1:10.68	1:11.03	1:10.90	1:10.29		
68	Keith RILEY										
	Lap	1	2	3	4	5	6	7	8	9	10
	1	1:23.81	1:11.42	1:10.85	1:11.70	1:11.97	1:11.54	1:11.88			
94	Geoff MILLS										
	Lap	1	2	3	4	5	6	7	8	9	10
	1	1:10.90	1:04.26	1:04.41	1:04.02	1:03.72	1:04.66	1:03.02	1:03.20		
100	Andy HUNT										
	Lap	1	2	3	4	5	6	7	8	9	10
	1	1:11.65	1:02.99	1:03.72	1:02.73	1:03.50	1:03.48	1:01.98	1:01.89		
109	John FIELDHOUSE										
	Lap	1	2	3	4	5	6	7	8	9	10
	1	1:26.28	1:17.83	1:16.32	1:17.83	1:17.60	1:16.45	1:17.01			
118	Charlie OLLIS										
	Lap	1	2	3	4	5	6	7	8	9	10
	1	1:21.72	1:10.45	1:09.77	1:09.45	1:10.27	1:09.37	1:09.84	1:10.31		
148	Reg SQUIRES										
	Lap	1	2	3	4	5	6	7	8	9	10
	1	1:14.57	1:03.41	1:04.08	1:03.02	1:02.75	1:07.28	1:02.80	1:02.38		
150	Robert DUESBURY										
	Lap	1	2	3	4	5	6	7	8	9	10
	1	1:16.44	1:06.80	1:07.30	1:07.84	1:07.26	1:06.95	1:07.34	1:07.66		
177	Anthony HAZLEDINE										
	Lap	1	2	3	4	5	6	7	8	9	10
	1	1:28.01	1:18.11	1:18.11	1:17.02	1:16.17	1:16.17	1:17.76			

190	Tony GREEN									
Lap	1	2	3	4	5	6	7	8	9	10
1	1:28.34	1:17.09	1:15.86	1:17.86	1:15.44	1:15.45	1:17.62			
195	Graham BULLER									
Lap	1	2	3	4	5	6	7	8	9	10
1	1:12.99	1:03.02	1:03.73	1:02.80	1:02.19	1:03.05	1:02.03	1:02.65		
223	Andrew FRASER									
Lap	1	2	3	4	5	6	7	8	9	10
1	1:24.31	1:12.10	1:12.21	1:11.47	1:11.32	1:12.63	1:11.62			
231	Philip SMITH									
Lap	1	2	3	4	5	6	7	8	9	10
1	1:29.21	1:18.11								
233	Tom SNOW									
Lap	1	2	3	4	5	6	7	8	9	10
1	1:12.61	1:02.99	1:03.37	1:03.31	1:03.63	1:04.48	1:02.86	1:02.29		
248	Andrew PIGGOTT									
Lap	1	2	3	4	5	6	7	8	9	10
1	1:15.47	1:07.26	1:07.95	1:08.10	1:08.06	1:08.25	1:08.03	1:08.13		
295	Charles OLLIS									
Lap	1	2	3	4	5	6	7	8	9	10
1	1:27.17	1:17.88	1:16.40	1:18.14	1:17.95	1:15.63	1:14.45			
298	Samuel PAGE									
Lap	1	2	3	4	5	6	7	8	9	10
1	1:23.76	1:12.22	1:11.50	1:11.32	1:12.09	1:11.33	1:12.74			

Lap Chart

EVENTS 2, 3, 4, 11, 23, 31 & MZ Supa5 - RACE 18

Lap 1		Lap 2		Lap 3		Lap 4		Lap 5		Lap 6		Lap 7		Lap 8		Lap 9		Lap 10		
No	Time	No	Time	No	Time	No	Time	No	Time	No	Time	No	Time	No	Time	No	Time	No	Time	
36	1:10.55	100	2:14.64	100	3:18.36	100	4:21.09	100	5:24.59	195	6:27.78	195	7:29.81	100	8:31.94					
94	1:10.90	36	2:14.88	36	3:18.51	36	4:21.95	195	5:24.73	100	6:28.07	100	7:30.05	195	8:32.46					
100	1:11.65	94	2:15.16	9	3:18.90	233	4:22.28	9	5:24.76	9	6:29.87	9	7:32.05	68	8:33.17	*1				
9	1:12.07	233	2:15.60	233	3:18.97	195	4:22.54	36	5:25.60	233	6:30.39	233	7:33.25	9	8:33.28					
233	1:12.61	195	2:16.01	94	3:19.57	9	4:22.64	233	5:25.91	36	6:30.52	36	7:33.41	298	8:34.96	*1				
195	1:12.99	9	2:16.24	195	3:19.74	94	4:23.59	47	5:27.22	47	6:31.65	47	7:34.74	233	8:35.54					
47	1:14.43	148	2:17.98	47	3:21.76	47	4:24.74	94	5:27.31	94	6:31.97	94	7:34.99	223	8:35.66	*1				
148	1:14.57	47	2:18.62	148	3:22.06	148	4:25.08	148	5:27.83	190	6:34.59	*1	148	7:37.91	36	8:36.40				
248	1:15.47	248	2:22.73	150	3:30.54	150	4:38.38	150	5:45.64	148	6:35.11	190	7:50.04	*1	47	8:37.68				
150	1:16.44	150	2:23.24	248	3:30.68	248	4:38.78	248	5:46.84	109	6:35.86	*1	109	7:52.31	*1	94	8:38.19			
22	1:20.32	22	2:29.94	22	3:39.59	22	4:50.17	22	6:00.64	177	6:37.42	*1	295	7:53.17	*1	148	8:40.29			
52	1:20.58	52	2:31.33	118	3:41.94	118	4:51.39	118	6:01.66	295	6:37.54	*1	177	7:53.59	*1	150	9:07.59			
118	1:21.72	118	2:32.17	52	3:42.70	52	4:53.77	52	6:04.45	150	6:52.59	150	7:59.93	295	9:07.62	*1				
298	1:23.76	68	2:35.23	68	3:46.08	68	4:57.78	68	6:09.75	248	6:55.09	248	8:03.12	190	9:07.66	*1				
68	1:23.81	298	2:35.98	298	3:47.48	298	4:58.80	298	6:10.89	118	7:11.03	118	8:20.87	109	9:09.32	*1				
223	1:24.31	223	2:36.41	223	3:48.62	223	5:00.09	223	6:11.41	22	7:11.59	22	8:21.42	248	9:11.25					
109	1:26.28	109	2:44.11	109	4:00.43	109	5:18.26			52	7:15.48	52	8:26.38	177	9:11.35	*1				
295	1:27.17	295	2:45.05	190	4:01.29	190	5:19.15			68	7:21.29			22	9:30.21					
177	1:28.01	190	2:45.43	295	4:01.45	295	5:19.59			298	7:22.22			118	9:31.18					
190	1:28.34	177	2:46.12	177	4:04.23	177	5:21.25			223	7:24.04			52	9:36.67					
231	1:29.21	231	2:47.32																	



ACU BRITISH SCOOTER STOCK CHAMPIONSHIP

RESULT - RACE 19

Pl	No	Evt	Name	Machine	Laps	Time	Behind	MPH	Best Lap on	MPH
1	86	4	Jason METIVIER	Lambretta GP205	8	8:42.98		76.55	1:03.66	7 78.61
2	16	4	Damon TUNNICLIFFE	Lambretta GP200	8	8:54.41	11.43	74.91	1:04.89	2 77.12
3	18	4	Dan LEWIS	Lambretta GP200	8	8:58.91	15.93	74.28	1:05.70	2 76.16
4	5	Pr	Justin PRICE	Lambretta GP 200	8	9:02.03	19.05	73.86	1:06.45	4 75.30
5	46	Pr	David DELANEY	Vespa 90SS 132	8	9:07.54	24.56	73.11	1:06.40	7 75.36
6	62	4	Taylor STURGESS	Lambretta BGM 205	8	9:16.12	33.14	71.98	1:07.95	6 73.64
7	4	Pr	Graham TATTON	Lambretta GP200	8	9:16.64	33.66	71.92	1:07.90	6 73.70
8	41	4e	Stuart DAY	Lambretta 200	8	9:21.43	38.45	71.30	1:07.96	2 73.63
9	10	4e	Drew DUNCAN	Lambretta Jet 200	8	9:24.31	41.33	70.94	1:08.96	7 72.56
10	12	Pr	Jeremy STEEL	Lambretta GP200	8	9:31.19	48.21	70.09	1:09.85	8 71.64
11	36	10	Nikita MCNALLY	Piaggio Zip 78	8	9:33.66	50.68	69.78	1:10.13	6 71.35
12	74	Pr	Bob WEST	Lambretta SRP 200	8	9:36.52	53.54	69.44	1:09.90	6 71.59
13	19	10	Mark SHIRLEY	Piaggio Zip 80	8	9:54.58	1:11.60	67.33	1:12.73	4 68.80
14	109	4	Paul FITZGERALD	Lambretta GP205	7	8:43.31	1 Lap	66.94	1:11.97	5 69.53
15	25	Pr	Thomas SHAW	Scomadi TL 200	7	8:44.23	1 Lap	66.82	1:12.72	3 68.81
16	29	Pr	Robert FIELDER	Vespa PX 177	7	8:45.32	1 Lap	66.68	1:12.12	3 69.38
17	17	Pr	Justin OFFLAND	Lambretta GP 200	7	8:48.06	1 Lap	66.33	1:12.45	7 69.07
18	95	Pr	Andrew FITZSIMONS	Lambretta GP198	7	9:54.82	1 Lap	58.89	1:23.28	3 60.09

Not-Classified

48	4		Gary BIDDLE	Lambretta GP 200	6	7:47.07	DNF	64.28	1:14.34	2 67.31
76	4e		Pete MOLKENTHIN	Lambretta 200	5	6:03.26	DNF	68.88	1:10.19	2 71.29
44	4		Mark CLIPSTONE	Lambretta GP 205	3	3:57.19	DNF	63.29	1:15.73	2 66.08
58	Pr		Stephen HAMILTON	Vespa 135	1	1:22.53	DNF	60.63		0 0.00

Fastest Lap

86	4		Jason METIVIER	Lambretta GP205					1:03.66	7 78.61
----	---	--	----------------	-----------------	--	--	--	--	---------	---------

Start Time : 10:20

Mallory Park

14 Apr 19 10:33

Clerk of Course :

Time Issued :

Chief Timekeeper : Graham Marshall

THESE RESULTS ARE PROVISIONAL UNTIL THE CONCLUSION OF ANY JUDICIAL AND TECHNICAL MATTERS

HS Sports Timing and Results Systems - Results and Lap Times at www.hssports.co.uk

BRITISH HISTORIC RACING

RESULT - RACE 19

EVENT 10

PI	No	Evt	Name	Machine	Laps	Time	MPH	Best Lap on	MPH
1	36	10	Nikita MCNALLY	Piaggio Zip 78	8	9:33.66	69.78	1:10.13	6 71.35
2	19	10	Mark SHIRLEY	Piaggio Zip 80	8	9:54.58	67.33	1:12.73	4 68.80

Fastest Lap

36	10	Nikita MCNALLY	Piaggio Zip 78				1:10.13	6	71.35
----	----	----------------	----------------	--	--	--	---------	---	-------

EVENT 4

PI	No	Evt	Name	Machine	Laps	Time	MPH	Best Lap on	MPH
1	86	4	Jason METIVIER	Lambretta GP205	8	8:42.98	76.55	1:03.66	7 78.61
2	16	4	Damon TUNNICLIFFE	Lambretta GP200	8	8:54.41	74.91	1:04.89	2 77.12
3	18	4	Dan LEWIS	Lambretta GP200	8	8:58.91	74.28	1:05.70	2 76.16
4	62	4	Taylor STURGESS	Lambretta BGM 205	8	9:16.12	71.98	1:07.95	6 73.64
5	109	4	Paul FITZGERALD	Lambretta GP205	7	8:43.31	66.94	1:11.97	5 69.53

Not-Classified

48	4	Gary BIDDLE	Lambretta GP 200	6	7:47.07	DNF	64.28	1:14.34	2 67.31
44	4	Mark CLIPSTONE	Lambretta GP 205	3	3:57.19	DNF	63.29	1:15.73	2 66.08

Fastest Lap

86	4	Jason METIVIER	Lambretta GP205				1:03.66	7	78.61
----	---	----------------	-----------------	--	--	--	---------	---	-------

EVENT 4e

PI	No	Evt	Name	Machine	Laps	Time	MPH	Best Lap on	MPH
1	41	4e	Stuart DAY	Lambretta 200	8	9:21.43	71.30	1:07.96	2 73.63
2	10	4e	Drew DUNCAN	Lambretta Jet 200	8	9:24.31	70.94	1:08.96	7 72.56

Not-Classified

76	4e	Pete MOLKENTHIN	Lambretta 200	5	6:03.26	DNF	68.88	1:10.19	2 71.29
----	----	-----------------	---------------	---	---------	-----	-------	---------	---------

Fastest Lap

41	4e	Stuart DAY	Lambretta 200				1:07.96	2	73.63
----	----	------------	---------------	--	--	--	---------	---	-------

Start Time : 10:20

Mallory Park

14 Apr 19 10:33

Clerk of Course :

Time Issued :

Chief Timekeeper : Graham Marshall

THESE RESULTS ARE PROVISIONAL UNTIL THE CONCLUSION OF ANY JUDICIAL AND TECHNICAL MATTERS

HS Sports Timing and Results Systems - Results and Lap Times at www.hssports.co.uk

BRITISH HISTORIC RACING

RESULT - RACE 19

EVENT Pr

Pl	No	Evt	Name	Machine	Laps	Time	MPH	Best Lap on	MPH
1	5	Pr	Justin PRICE	Lambretta GP 200	8	9:02.03	73.86	1:06.45	4 75.30
2	46	Pr	David DELANEY	Vespa 90SS 132	8	9:07.54	73.11	1:06.40	7 75.36
3	4	Pr	Graham TATTON	Lambretta GP200	8	9:16.64	71.92	1:07.90	6 73.70
4	12	Pr	Jeremy STEEL	Lambretta GP200	8	9:31.19	70.09	1:09.85	8 71.64
5	74	Pr	Bob WEST	Lambretta SRP 200	8	9:36.52	69.44	1:09.90	6 71.59
6	25	Pr	Thomas SHAW	Scomadi TL 200	7	8:44.23	66.82	1:12.72	3 68.81
7	29	Pr	Robert FIELDER	Vespa PX 177	7	8:45.32	66.68	1:12.12	3 69.38
8	17	Pr	Justin OFFLAND	Lambretta GP 200	7	8:48.06	66.33	1:12.45	7 69.07
9	95	Pr	Andrew FITZSIMONS	Lambretta GP198	7	9:54.82	58.89	1:23.28	3 60.09
<u>Not-Classified</u>									
	58	Pr	Stephen HAMILTON	Vespa 135	1	1:22.53	DNF	60.63	0 0.00
<u>Fastest Lap</u>									
	46	Pr	David DELANEY	Vespa 90SS 132				1:06.40	7 75.36

Start Time : 10:20

Mallory Park

14 Apr 19 10:33

Clerk of Course :

Time Issued :

Chief Timekeeper : Graham Marshall

THESE RESULTS ARE PROVISIONAL UNTIL THE CONCLUSION OF ANY JUDICIAL AND TECHNICAL MATTERS

HS Sports Timing and Results Systems - Results and Lap Times at www.hssports.co.uk

RACE GRID

ACU BRITISH SCOOTER STOCK CHAMPIONSHIP

RACES 10,19 and 30

ROW 9	95 01:23.730 Andrew FITZSIMONS	16 01:14.490 Damon TUNNICLIFFE	17 01:14.250 Justin OFFLAND
ROW 8	44 01:14.340 Mark CLIPSTONE	42 01:13.960 Ceri HODNETS	48 01:13.540 Gary BIDDLE
ROW 7	19 01:13.530 Mark SHIRLEY	29 01:13.320 Robert FIELDER	83 01:13.290 Jeremy CREW
ROW 6	25 01:13.120 Thomas SHAW	109 01:12.950 Paul FITZGERALD	36 01:12.500 Nikita MCNALLY
ROW 5	10 01:11.400 Drew DUNCAN	58 01:11.170 Stephen HAMILTON	76 01:11.000 Pete MOLKENTHIN
ROW 4	74 01:10.440 Bob WEST	12 01:10.020 Jeremy STEEL	62 01:09.970 Taylor STURGESS
ROW 3	64 01:09.800 Pat WICKHAM	4 01:06.910 Graham TATTON	46 01:06.860 David DELANEY
ROW 2	5 01:06.040 Justin PRICE	41 01:05.870 Stuart DAY	18 01:05.800 Dan LEWIS
ROW 1	63 01:05.310 David BRISTOW	86 01:05.160 Jason METIVIER	6 01:03.690 Darren CONNEELY

POLE



ACU BRITISH SCOOTER STOCK CHAMPIONSHIP

LAP TIMES - RACE 19

4 Graham TATTON

Lap	1	2	3	4	5	6	7	8	9	10
1	1:15.97	1:08.47	1:09.49	1:08.07	1:08.48	1:07.90	1:09.18	1:09.08		

5 Justin PRICE

Lap	1	2	3	4	5	6	7	8	9	10
1	1:13.33	1:06.93	1:06.47	1:06.45	1:07.93	1:06.70	1:07.28	1:06.94		

10 Drew DUNCAN

Lap	1	2	3	4	5	6	7	8	9	10
1	1:17.28	1:09.54	1:09.37	1:09.04	1:09.39	1:11.22	1:08.96	1:09.51		

12 Jeremy STEEL

Lap	1	2	3	4	5	6	7	8	9	10
1	1:17.52	1:10.36	1:10.78	1:11.03	1:10.72	1:10.08	1:10.85	1:09.85		

16 Damon TUNNICLIFFE

Lap	1	2	3	4	5	6	7	8	9	10
1	1:13.96	1:04.89	1:05.13	1:05.21	1:05.89	1:06.03	1:05.82	1:07.48		

17 Justin OFFLAND

Lap	1	2	3	4	5	6	7	8	9	10
1	1:24.19	1:14.66	1:14.88	1:14.06	1:14.65	1:13.17	1:12.45			

18 Dan LEWIS

Lap	1	2	3	4	5	6	7	8	9	10
1	1:12.18	1:05.70	1:06.76	1:06.07	1:06.73	1:05.88	1:07.35	1:08.24		

19 Mark SHIRLEY

Lap	1	2	3	4	5	6	7	8	9	10
1	1:21.31	1:13.11	1:12.92	1:12.73	1:13.11	1:13.56	1:14.05	1:13.79		

25 Thomas SHAW

Lap	1	2	3	4	5	6	7	8	9	10
1	1:22.11	1:13.27	1:12.72	1:13.68	1:13.02	1:15.87	1:13.56			

29 Robert FIELDER

Lap	1	2	3	4	5	6	7	8	9	10
1	1:22.64	1:12.63	1:12.12	1:14.30	1:14.71	1:14.90	1:14.02			

36 Nikita MCNALLY

Lap	1	2	3	4	5	6	7	8	9	10
1	1:19.30	1:11.29	1:10.47	1:10.70	1:10.39	1:10.13	1:10.95	1:10.43		

41 Stuart DAY

Lap	1	2	3	4	5	6	7	8	9	10
1	1:13.28	1:07.96	1:11.55	1:12.74	1:09.85	1:08.35	1:09.02	1:08.68		

44 Mark CLIPSTONE

Lap	1	2	3	4	5	6	7	8	9	10
1	1:25.26	1:15.73	1:16.20							

46	David DELANEY									
Lap	1	2	3	4	5	6	7	8	9	10
1	1:17.74	1:07.71	1:07.76	1:07.28	1:06.49	1:06.54	1:06.40	1:07.62		
48	Gary BIDDLE									
Lap	1	2	3	4	5	6	7	8	9	10
1	1:23.47	1:14.34	1:14.70	1:15.01	1:17.92	1:21.63				
58	Stephen HAMILTON									
Lap	1	2	3	4	5	6	7	8	9	10
1	1:22.53									
62	Taylor STURGESS									
Lap	1	2	3	4	5	6	7	8	9	10
1	1:15.79	1:08.55	1:08.16	1:08.83	1:08.41	1:07.95	1:09.10	1:09.33		
74	Bob WEST									
Lap	1	2	3	4	5	6	7	8	9	10
1	1:21.20	1:11.63	1:10.88	1:10.47	1:10.07	1:09.90	1:11.30	1:11.07		
76	Pete MOLKENTHIN									
Lap	1	2	3	4	5	6	7	8	9	10
1	1:21.19	1:10.19	1:10.50	1:10.79	1:10.59					
86	Jason METIVIER									
Lap	1	2	3	4	5	6	7	8	9	10
1	1:10.55	1:04.56	1:04.43	1:03.95	1:04.06	1:04.10	1:03.66	1:07.67		
95	Andrew FITZSIMONS									
Lap	1	2	3	4	5	6	7	8	9	10
1	1:32.39	1:23.29	1:23.28	1:23.75	1:24.47	1:23.84	1:23.80			
109	Paul FITZGERALD									
Lap	1	2	3	4	5	6	7	8	9	10
1	1:25.08	1:14.30	1:12.98	1:12.05	1:11.97	1:14.21	1:12.72			

Lap Chart

ACU BRITISH SCOOTER STOCK CHAMPIONSHIP - RACE 19

Lap 1		Lap 2		Lap 3		Lap 4		Lap 5		Lap 6		Lap 7		Lap 8		Lap 9		Lap 10	
No	Time	No	Time	No	Time	No	Time	No	Time	No	Time	No	Time	No	Time	No	Time	No	Time
86	1:10.55	86	2:15.11	86	3:19.54	86	4:23.49	86	5:27.55	86	6:31.65	86	7:35.31	86	8:42.98				
18	1:12.18	18	2:17.88	16	3:23.98	16	4:29.19	16	5:35.08	16	6:41.11	17	7:35.61 *1	109	8:43.31 *1				
41	1:13.28	16	2:18.85	18	3:24.64	18	4:30.71	18	5:37.44	18	6:43.32	16	7:46.93	25	8:44.23 *1				
5	1:13.33	5	2:20.26	5	3:26.73	5	4:33.18	5	5:41.11	5	6:47.81	48	7:47.07 *1	29	8:45.32 *1				
16	1:13.96	41	2:21.24	62	3:32.50	46	4:40.49	95	5:42.71 *1	46	6:53.52	18	7:50.67	17	8:48.06 *1				
62	1:15.79	62	2:24.34	41	3:32.79	62	4:41.33	46	5:46.98	62	6:57.69	5	7:55.09	16	8:54.41				
4	1:15.97	4	2:24.44	46	3:33.21	4	4:42.00	62	5:49.74	4	6:58.38	46	7:59.92	18	8:58.91				
10	1:17.28	46	2:25.45	4	3:33.93	10	4:45.23	4	5:50.48	41	7:03.73	62	8:06.79	5	9:02.03				
12	1:17.52	10	2:26.82	10	3:36.19	41	4:45.53	10	5:54.62	10	7:05.84	4	8:07.56	46	9:07.54				
46	1:17.74	12	2:27.88	12	3:38.66	12	4:49.69	41	5:55.38	95	7:07.18 *1	41	8:12.75	62	9:16.12				
36	1:19.30	36	2:30.59	36	3:41.06	36	4:51.76	12	6:00.41	12	7:10.49	10	8:14.80	4	9:16.64				
76	1:21.19	76	2:31.38	76	3:41.88	76	4:52.67	36	6:02.15	36	7:12.28	12	8:21.34	41	9:21.43				
74	1:21.20	74	2:32.83	74	3:43.71	74	4:54.18	76	6:03.26	74	7:14.15	36	8:23.23	10	9:24.31				
19	1:21.31	19	2:34.42	19	3:47.34	19	5:00.07	74	6:04.25	19	7:26.74	74	8:25.45	12	9:31.19				
25	1:22.11	29	2:35.27	29	3:47.39	29	5:01.69	19	6:13.18	109	7:30.59	95	8:31.02 *1	36	9:33.66				
58	1:22.53	25	2:35.38	25	3:48.10	25	5:01.78	25	6:14.80	25	7:30.67	19	8:40.79	74	9:36.52				
29	1:22.64	48	2:37.81	109	3:52.36	109	5:04.41	109	6:16.38	29	7:31.30			19	9:54.58				
48	1:23.47	17	2:38.85	48	3:52.51	48	5:07.52	29	6:16.40					95	9:54.82 *1				
17	1:24.19	109	2:39.38	17	3:53.73	17	5:07.79	17	6:22.44										
109	1:25.08	44	2:40.99	44	3:57.19			48	6:25.44										
44	1:25.26	95	2:55.68	95	4:18.96														
95	1:32.39																		

BRITISH HISTORIC RACING

EVENTS 1, 5, 6 & 14

RESULT - RACE 20

PI	No	Evt	Name	Machine	Laps	Time	Behind	MPH	Best Lap on	MPH
1	262	14	Daniel PRITCHARD	Suzuki T500	8	8:05.71		82.42	59.65	2 83.89
2	125	5	Andy MOLNAR	Norton Manx 499	8	8:09.19	3.48	81.83	59.92	4 83.51
3	56	14	Matthew HEBB	Honda K4 350	8	8:12.24	6.53	81.33	59.99	3 83.41
4	74	5	Dave MATRAVERS	Seeley AJS 7R 350	8	8:14.71	9.00	80.92	59.19	4 84.54
5	294	14	Simon COLLINS	Honda CB350 K4	8	8:24.90	19.19	79.29	1:01.56	3 81.29
6	84	5	Peter CARROLL	Aermacchi Metisse 350	8	8:25.22	19.51	79.24	1:01.48	4 81.39
7	59	6	Jack HEBB	Norton Manx 499	8	8:25.40	19.69	79.21	1:01.43	3 81.46
8	142	5	Steve HANDS	BSA Goldstar 350	8	8:25.44	19.73	79.20	1:01.97	5 80.75
9	196	14	Terence SANSOM	Honda K4 350	8	8:35.34	29.63	77.68	1:02.16	3 80.50
10	47	1	Mervyn STRATFORD	Rudge 261	8	8:38.98	33.27	77.14	1:03.08	8 79.33
11	32	14	Rob STAFFORD	Suzuki X7 280	8	8:52.30	46.59	75.21	1:03.01	2 79.42
12	24	14	Joao QUINTANEIRO	Yamaha SR500	8	8:52.37	46.66	75.20	1:04.06	8 78.11
13	20	5	Benjamin HEATON	Aermacchi Ala D'Oro	8	8:54.14	48.43	74.95	1:05.00	8 76.98
14	87	14	Shaun MULLIGAN	Yamaha SR500	8	9:09.00	1:03.29	72.92	1:05.53	5 76.36
15	298	1	Samuel PAGE	Velocette Mac 350	7	8:14.87	1 Lap	70.78	1:08.24	2 73.33
16	68	1	Keith RILEY	Velocette KSS 348	7	8:17.24	1 Lap	70.44	1:08.14	6 73.44
17	91	1	Kevin THURSTON	Velocette MAC 350	7	8:21.32	1 Lap	69.87	1:09.14	4 72.37
18	263	14	Michael GATHER	Yamaha XS500	7	8:24.83	1 Lap	69.39	1:09.90	2 71.59
19	131	14	Paul HEALEY	Honda CB350 K4	7	8:28.22	1 Lap	68.92	1:10.00	4 71.49
20	246	1	David DALE	Rudge Sports Special 50	7	8:38.72	1 Lap	67.53	1:12.04	5 69.46
21	190	1	Tony GREEN	Velocette Mac 350	7	9:10.95	1 Lap	63.58	1:16.42	2 65.48
<u>Not-Classified</u>										
	34	14	James MORALEE	Honda K4 350	5	5:15.34	DNF	79.34	1:00.81	3 82.29
	178	1	Chris WICKETT	Velocette KSS350	1	1:30.92	DNF	55.04		0 0.00
<u>Fastest Lap</u>										
	74	5	Dave MATRAVERS	Seeley AJS 7R 350					59.19	4 84.54

Start Time : 10:42

Mallory Park

14 Apr 19 10:54

Clerk of Course :

Time Issued :

Chief Timekeeper : Graham Marshall

THESE RESULTS ARE PROVISIONAL UNTIL THE CONCLUSION OF ANY JUDICIAL AND TECHNICAL MATTERS

HS Sports Timing and Results Systems - Results and Lap Times at www.hssports.co.uk

BRITISH HISTORIC RACING

RESULT - RACE 20

EVENT 1

PI	No	Evt	Name	Machine	Laps	Time	MPH	Best Lap on	MPH
1	47	1	Mervyn STRATFORD	Rudge 261	8	8:38.98	77.14	1:03.08	8 79.33
2	298	1	Samuel PAGE	Velocette Mac 350	7	8:14.87	70.78	1:08.24	2 73.33
3	68	1	Keith RILEY	Velocette KSS 348	7	8:17.24	70.44	1:08.14	6 73.44
4	91	1	Kevin THURSTON	Velocette MAC 350	7	8:21.32	69.87	1:09.14	4 72.37
5	246	1	David DALE	Rudge Sports Special 50	7	8:38.72	67.53	1:12.04	5 69.46
6	190	1	Tony GREEN	Velocette Mac 350	7	9:10.95	63.58	1:16.42	2 65.48
<u>Not-Classified</u>									
	178	1	Chris WICKETT	Velocette KSS350	1	1:30.92	DNF	55.04	0 0.00
<u>Fastest Lap</u>									
	47	1	Mervyn STRATFORD	Rudge 261				1:03.08	8 79.33

EVENT 14

PI	No	Evt	Name	Machine	Laps	Time	MPH	Best Lap on	MPH
1	262	14	Daniel PRITCHARD	Suzuki T500	8	8:05.71	82.42	59.65	2 83.89
2	56	14	Matthew HEBB	Honda K4 350	8	8:12.24	81.33	59.99	3 83.41
3	294	14	Simon COLLINS	Honda CB350 K4	8	8:24.90	79.29	1:01.56	3 81.29
4	196	14	Terence SANSOM	Honda K4 350	8	8:35.34	77.68	1:02.16	3 80.50
5	32	14	Rob STAFFORD	Suzuki X7 280	8	8:52.30	75.21	1:03.01	2 79.42
6	24	14	Joao QUINTANEIRO	Yamaha SR500	8	8:52.37	75.20	1:04.06	8 78.11
7	87	14	Shaun MULLIGAN	Yamaha SR500	8	9:09.00	72.92	1:05.53	5 76.36
8	263	14	Michael GATHER	Yamaha XS500	7	8:24.83	69.39	1:09.90	2 71.59
9	131	14	Paul HEALEY	Honda CB350 K4	7	8:28.22	68.92	1:10.00	4 71.49
<u>Not-Classified</u>									
	34	14	James MORALEE	Honda K4 350	5	5:15.34	DNF	79.34	1:00.81 3 82.29
<u>Fastest Lap</u>									
	262	14	Daniel PRITCHARD	Suzuki T500				59.65	2 83.89

Start Time : 10:42

Mallory Park

14 Apr 19 10:54

Clerk of Course :

Time Issued :

Chief Timekeeper : Graham Marshall

THESE RESULTS ARE PROVISIONAL UNTIL THE CONCLUSION OF ANY JUDICIAL AND TECHNICAL MATTERS

HS Sports Timing and Results Systems - Results and Lap Times at www.hssports.co.uk

BRITISH HISTORIC RACING

RESULT - RACE 20

EVENT 5

PI	No	Evt	Name	Machine	Laps	Time	MPH	Best Lap on	MPH
1	125	5	Andy MOLNAR	Norton Manx 499	8	8:09.19	81.83	59.92	4 83.51
2	74	5	Dave MATRAVERS	Seeley AJS 7R 350	8	8:14.71	80.92	59.19	4 84.54
3	84	5	Peter CARROLL	Aermacchi Metisse 350	8	8:25.22	79.24	1:01.48	4 81.39
4	142	5	Steve HANDS	BSA Goldstar 350	8	8:25.44	79.20	1:01.97	5 80.75
5	20	5	Benjamin HEATON	Aermacchi Ala D'Oro	8	8:54.14	74.95	1:05.00	8 76.98

Fastest Lap

74 5 Dave MATRAVERS Seeley AJS 7R 350 59.19 4 84.54

EVENT 6

PI	No	Evt	Name	Machine	Laps	Time	MPH	Best Lap on	MPH
1	59	6	Jack HEBB	Norton Manx 499	8	8:25.40	79.21	1:01.43	3 81.46

Fastest Lap

59 6 Jack HEBB Norton Manx 499 1:01.43 3 81.46

Start Time : 10:42

Mallory Park

14 Apr 19 10:54

Clerk of Course :

Time Issued :

Chief Timekeeper : Graham Marshall

THESE RESULTS ARE PROVISIONAL UNTIL THE CONCLUSION OF ANY JUDICIAL AND TECHNICAL MATTERS

HS Sports Timing and Results Systems - Results and Lap Times at www.hssports.co.uk

RACE GRID

EVENTS 1, 5, 6 & 14

RACE 20

ROW 9	178 Chris WICKETT	190 01:16.210 Tony GREEN	131 01:10.840 Paul HEALEY
ROW 8	258 01:10.510 Darin MILLS	91 01:09.900 Kevin THURSTON	263 01:09.790 Michael GATHER
ROW 7	298 01:07.420 Samuel PAGE	20 01:06.620 Benjamin HEATON	76 01:05.550 Roy PHIPPS
ROW 6	87 01:05.490 Shaun MULLIGAN	234 01:05.110 David LINSDELL	24 01:04.420 Joao QUINTANEIRO
ROW 5	47 01:03.750 Mervyn STRATFORD	32 01:03.500 Rob STAFFORD	59 01:02.980 Jack HEBB
ROW 4	57 01:02.970 Jack SCRIVENER	196 01:02.910 Terence SANSOM	294 01:02.870 Simon COLLINS
ROW 3	84 01:02.560 Peter CARROLL	142 01:02.400 Steve HANDS	100 01:02.070 Andy HUNT
ROW 2	56 01:00.750 Matthew HEBB	74 01:00.250 Dave MATRAVERS	108 01:00.160 Andrew WIDDOWSON
ROW 1	125 59.980 Andy MOLNAR	34 59.260 James MORALEE	262 58.910 Daniel PRITCHARD

POLE



EVENTS 1, 5, 6 & 14

LAP TIMES - RACE 20

20	Benjamin HEATON										
	Lap	1	2	3	4	5	6	7	8	9	10
	1	1:14.54	1:06.25	1:05.38	1:05.64	1:05.64	1:05.94	1:05.75	1:05.00		
24	Joao QUINTANEIRO										
	Lap	1	2	3	4	5	6	7	8	9	10
	1	1:12.21	1:05.09	1:05.45	1:06.31	1:07.09	1:06.16	1:06.00	1:04.06		
32	Rob STAFFORD										
	Lap	1	2	3	4	5	6	7	8	9	10
	1	1:12.00	1:03.01	1:03.56	1:04.43	1:06.08	1:07.81	1:08.50	1:06.91		
34	James MORALEE										
	Lap	1	2	3	4	5	6	7	8	9	10
	1	1:06.87	1:01.60	1:00.81	1:01.84	1:04.22					
47	Mervyn STRATFORD										
	Lap	1	2	3	4	5	6	7	8	9	10
	1	1:12.08	1:03.87	1:03.86	1:04.16	1:04.20	1:04.11	1:03.62	1:03.08		
56	Matthew HEBB										
	Lap	1	2	3	4	5	6	7	8	9	10
	1	1:07.44	1:00.77	59.99	1:00.37	1:00.32	1:00.81	1:01.22	1:01.32		
59	Jack HEBB										
	Lap	1	2	3	4	5	6	7	8	9	10
	1	1:09.49	1:02.12	1:01.43	1:01.77	1:02.35	1:03.06	1:01.58	1:03.60		
68	Keith RILEY										
	Lap	1	2	3	4	5	6	7	8	9	10
	1	1:21.45	1:08.96	1:09.17	1:12.17	1:09.05	1:08.14	1:08.30			
74	Dave MATRAVERS										
	Lap	1	2	3	4	5	6	7	8	9	10
	1	1:07.26	1:01.66	1:00.90	59.19	1:02.04	59.90	1:02.37	1:01.39		
84	Peter CARROLL										
	Lap	1	2	3	4	5	6	7	8	9	10
	1	1:10.37	1:02.18	1:01.65	1:01.48	1:02.72	1:01.81	1:02.25	1:02.76		
87	Shaun MULLIGAN										
	Lap	1	2	3	4	5	6	7	8	9	10
	1	1:17.70	1:09.71	1:06.96	1:07.16	1:05.53	1:08.19	1:06.97	1:06.78		
91	Kevin THURSTON										
	Lap	1	2	3	4	5	6	7	8	9	10
	1	1:22.98	1:11.73	1:09.46	1:09.14	1:09.16	1:09.42	1:09.43			
125	Andy MOLNAR										
	Lap	1	2	3	4	5	6	7	8	9	10
	1	1:06.65	1:00.06	59.93	59.92	1:00.41	59.93	1:00.92	1:01.37		

131	Paul HEALEY										
	Lap	1	2	3	4	5	6	7	8	9	10
	1	1:23.11	1:10.69	1:10.30	1:10.00	1:10.04	1:12.56	1:11.52			
142	Steve HANDS										
	Lap	1	2	3	4	5	6	7	8	9	10
	1	1:10.04	1:02.35	1:02.35	1:02.23	1:01.97	1:02.13	1:02.10	1:02.27		
178	Chris WICKETT										
	Lap	1	2	3	4	5	6	7	8	9	10
	1	1:30.92									
190	Tony GREEN										
	Lap	1	2	3	4	5	6	7	8	9	10
	1	1:25.32	1:16.42	1:17.19	1:18.01	1:17.39	1:17.94	1:18.68			
196	Terence SANSOM										
	Lap	1	2	3	4	5	6	7	8	9	10
	1	1:08.58	1:02.30	1:02.16	1:04.50	1:03.25	1:04.45	1:03.71	1:06.39		
246	David DALE										
	Lap	1	2	3	4	5	6	7	8	9	10
	1	1:24.27	1:13.23	1:12.55	1:12.18	1:12.04	1:12.40	1:12.05			
262	Daniel PRITCHARD										
	Lap	1	2	3	4	5	6	7	8	9	10
	1	1:04.56	59.65	59.70	59.78	1:00.94	1:00.11	1:00.49	1:00.48		
263	Michael GATHER										
	Lap	1	2	3	4	5	6	7	8	9	10
	1	1:16.68	1:09.90	1:10.79	1:12.16	1:13.18	1:10.61	1:11.51			
294	Simon COLLINS										
	Lap	1	2	3	4	5	6	7	8	9	10
	1	1:08.97	1:02.92	1:01.56	1:02.31	1:01.82	1:01.98	1:02.48	1:02.86		
298	Samuel PAGE										
	Lap	1	2	3	4	5	6	7	8	9	10
	1	1:16.12	1:08.24	1:09.32	1:08.61	1:13.25	1:10.47	1:08.86			

Lap Chart

EVENTS 1, 5, 6 & 14 - RACE 20

Lap 1		Lap 2		Lap 3		Lap 4		Lap 5		Lap 6		Lap 7		Lap 8		Lap 9		Lap 10	
No	Time	No	Time	No	Time	No	Time	No	Time	No	Time	No	Time	No	Time	No	Time	No	Time
262	1:04.56	262	2:04.21	262	3:03.91	262	4:03.69	262	5:04.63	262	6:04.74	262	7:05.23	262	8:05.71				
125	1:06.65	125	2:06.71	125	3:06.64	125	4:06.56	125	5:06.97	125	6:06.90	298	7:06.01 *1	125	8:09.19				
34	1:06.87	56	2:08.21	56	3:08.20	56	4:08.57	56	5:08.89	56	6:09.70	125	7:07.82	56	8:12.24				
74	1:07.26	34	2:08.47	34	3:09.28	74	4:09.01	74	5:11.05	74	6:10.95	68	7:08.94 *1	74	8:14.71				
56	1:07.44	74	2:08.92	74	3:09.82	34	4:11.12	34	5:15.34	246	6:14.27 *1	56	7:10.92	298	8:14.87 *1				
196	1:08.58	196	2:10.88	196	3:13.04	59	4:14.81	190	5:16.94 *1	294	6:19.56	91	7:11.89 *1	68	8:17.24 *1				
294	1:08.97	59	2:11.61	59	3:13.04	84	4:15.68	59	5:17.16	84	6:20.21	263	7:13.32 *1	91	8:21.32 *1				
59	1:09.49	294	2:11.89	294	3:13.45	294	4:15.76	294	5:17.58	59	6:20.22	74	7:13.32	263	8:24.83 *1				
142	1:10.04	142	2:12.39	84	3:14.20	142	4:16.97	84	5:18.40	142	6:21.07	131	7:16.70 *1	294	8:24.90				
84	1:10.37	84	2:12.55	142	3:14.74	196	4:17.54	142	5:18.94	196	6:25.24	59	7:21.80	84	8:25.22				
32	1:12.00	32	2:15.01	32	3:18.57	32	4:23.00	196	5:20.79	47	6:32.28	294	7:22.04	59	8:25.40				
47	1:12.08	47	2:15.95	47	3:19.81	47	4:23.97	47	5:28.17	190	6:34.33 *1	84	7:22.46	142	8:25.44				
24	1:12.21	24	2:17.30	24	3:22.75	24	4:29.06	32	5:29.08	32	6:36.89	142	7:23.17	131	8:28.22 *1				
20	1:14.54	20	2:20.79	20	3:26.17	20	4:31.81	24	5:36.15	24	6:42.31	246	7:26.67 *1	196	8:35.34				
298	1:16.12	298	2:24.36	298	3:33.68	87	4:41.53	20	5:37.45	20	6:43.39	196	7:28.95	246	8:38.72 *1				
263	1:16.68	263	2:26.58	87	3:34.37	298	4:42.29	87	5:47.06	87	6:55.25	47	7:35.90	47	8:38.98				
87	1:17.70	87	2:27.41	263	3:37.37	263	4:49.53	298	5:55.54			32	7:45.39	32	8:52.30				
68	1:21.45	68	2:30.41	68	3:39.58	68	4:51.75	68	6:00.80			24	7:48.31	24	8:52.37				
91	1:22.98	131	2:33.80	131	3:44.10	91	4:53.31	91	6:02.47			20	7:49.14	20	8:54.14				
131	1:23.11	91	2:34.71	91	3:44.17	131	4:54.10	263	6:02.71			190	7:52.27 *1	87	9:09.00				
246	1:24.27	246	2:37.50	246	3:50.05	246	5:02.23	131	6:04.14			87	8:02.22	190	9:10.95 *1				
190	1:25.32	190	2:41.74	190	3:58.93														
178	1:30.92																		

BRITISH HISTORIC RACING

EVENT 18 - B.E.A.R.S.

RESULT - RACE 21

PI	No	Evt	Name	Machine	Laps	Time	Behind	MPH	Best Lap on	MPH
1	98	18	GAGG/ HASE	BMW K100	8	8:30.79		78.37	1:02.26	4 80.37
2	74	18	McCAIN/ HAWKINS	BMW K100	8	8:33.68	2.89	77.93	1:03.18	6 79.20
3	25	18	WHITAKER/ WILKINS	BMW K100	8	8:47.37	16.58	75.91	1:04.22	4 77.92
4	2	18	KEMP/ THOW	Moto Guzzi Le Mans	8	8:51.31	20.52	75.35	1:05.44	6 76.47
5	96	18	WILKINS/ CASTLE	BMW K100	8	8:54.94	24.15	74.83	1:05.54	2 76.35
6	67	18	WARNER/ WARNER	BMW K100	8	9:16.92	46.13	71.88	1:07.34	7 74.31
7	92	18	ROOME/ DAVENPORT	BMW K100	8	9:32.56	1:01.77	69.92	1:08.53	2 73.02
8	45	18	NICHOLLS/ MORALEE	BMW K75	8	9:33.88	1:03.09	69.76	1:10.02	5 71.47
9	24	18	WHITE/ PORTER	BMW K100	8	9:35.49	1:04.70	69.56	1:09.70	8 71.79
10	66	18	BIRKETT/ LYONS	BMW K100	7	8:33.66	1 Lap	68.19	1:10.84	2 70.64
11	95	18	BADEN/ HEPWORTH	BMW K100	7	8:41.23	1 Lap	67.20	1:13.00	2 68.55
12	113	18	STEEL/ STEEL	BMW	7	8:50.56	1 Lap	66.02	1:12.56	2 68.96
13	87	18	SYKES/ RUTH	BMW 750	7	8:52.42	1 Lap	65.79	1:13.79	3 67.81
14	185	18	SHERBOURNE/ MILES	BMW K100	7	8:53.87	1 Lap	65.61	1:13.39	5 68.18
15	36	18	WEBB/ LEDGER	BMW K100 RT 1000	7	8:56.62	1 Lap	65.28	1:14.26	2 67.38
16	63	18	WILLIAMS/ SMITH	Armstrong MT500 485	7	9:15.48	1 Lap	63.06	1:15.94	5 65.89
17	85	18	PHILLIPS/ LAWRENCE	BMW K100	7	9:48.59	1 Lap	59.51	1:22.16	3 60.91

Fastest Lap

98 18 GAGG/ HASE BMW K100 1:02.26 4 80.37

Start Time : 10:56

Mallory Park

14 Apr 19 11:12

Clerk of Course :

Time Issued :

Chief Timekeeper : Graham Marshall

THESE RESULTS ARE PROVISIONAL UNTIL THE CONCLUSION OF ANY JUDICIAL AND TECHNICAL MATTERS

HS Sports Timing and Results Systems - Results and Lap Times at www.hssports.co.uk

RACE GRID

EVENT 18 - B.E.A.R.S.

RACE 21

ROW 10		
ROW 9	85 01:22.190 PHILLIPS/ LAWRENCE	63 01:17.070 WILLIAMS/ SMITH
ROW 8	36 01:15.230 WEBB/ LEDGER	185 01:13.410 SHERBOURNE/ MILES
ROW 7	87 01:12.760 SYKES/ RUTH	113 01:12.330 STEEL/ STEEL
ROW 6	95 01:11.900 BADEN/ HEPWORTH	45 01:11.450 NICHOLLS/ MORALEE
ROW 5	24 01:11.230 WHITE/ PORTER	66 01:10.770 BIRKETT/ LYONS
ROW 4	92 01:10.440 ROOME/ DAVENPORT	70 01:08.640 BANISTER/ BANISTER
ROW 3	67 01:08.460 WARNER/ WARNER	96 01:06.040 WILKINS/ CASTLE
ROW 2	2 01:04.750 KEMP/ THOW	25 01:04.190 WHITAKER/ WILKINS
ROW 1	74 01:03.270 McCAIN/ HAWKINS	98 01:02.890 GAGG/ HASE

POLE

EVENT 18 - B.E.A.R.S.

LAP TIMES - RACE 21

2	KEMP/ THOW									
Lap	1	2	3	4	5	6	7	8	9	10
1	1:10.81	1:05.63	1:05.49	1:05.95	1:06.31	1:05.44	1:05.52	1:06.16		
24	WHITE/ PORTER									
Lap	1	2	3	4	5	6	7	8	9	10
1	1:17.51	1:10.61	1:11.67	1:12.89	1:11.32	1:11.41	1:10.38	1:09.70		
25	WHITAKER/ WILKINS									
Lap	1	2	3	4	5	6	7	8	9	10
1	1:10.47	1:04.93	1:04.96	1:04.22	1:04.53	1:04.24	1:06.10	1:07.92		
36	WEBB/ LEDGER									
Lap	1	2	3	4	5	6	7	8	9	10
1	1:25.68	1:14.26	1:14.42	1:15.67	1:15.35	1:15.71	1:15.53			
45	NICHOLLS/ MORALEE									
Lap	1	2	3	4	5	6	7	8	9	10
1	1:18.71	1:10.07	1:11.30	1:10.62	1:10.02	1:10.36	1:11.61	1:11.19		
63	WILLIAMS/ SMITH									
Lap	1	2	3	4	5	6	7	8	9	10
1	1:29.63	1:17.39	1:17.45	1:16.68	1:15.94	1:16.00	1:22.39			
66	BIRKETT/ LYONS									
Lap	1	2	3	4	5	6	7	8	9	10
1	1:21.99	1:10.84	1:11.53	1:13.22	1:12.12	1:11.94	1:12.02			
67	WARNER/ WARNER									
Lap	1	2	3	4	5	6	7	8	9	10
1	1:16.18	1:07.48	1:08.95	1:11.96	1:08.41	1:09.15	1:07.34	1:07.45		
74	McCAIN/ HAWKINS									
Lap	1	2	3	4	5	6	7	8	9	10
1	1:09.12	1:03.76	1:03.76	1:03.37	1:03.59	1:03.18	1:03.37	1:03.53		
85	PHILLIPS/ LAWRENCE									
Lap	1	2	3	4	5	6	7	8	9	10
1	1:31.68	1:22.31	1:22.16	1:23.68	1:22.66	1:23.61	1:22.49			
87	SYKES/ RUTH									
Lap	1	2	3	4	5	6	7	8	9	10
1	1:24.21	1:13.82	1:13.79	1:16.61	1:13.89	1:14.79	1:15.31			
92	ROOME/ DAVENPORT									
Lap	1	2	3	4	5	6	7	8	9	10
1	1:20.15	1:08.53	1:11.11	1:09.55	1:09.54	1:10.20	1:11.84	1:11.64		
95	BADEN/ HEPWORTH									
Lap	1	2	3	4	5	6	7	8	9	10
1	1:19.59	1:13.00	1:13.41	1:13.53	1:14.02	1:13.31	1:14.37			

96	WILKINS/ CASTLE										
	Lap	1	2	3	4	5	6	7	8	9	10
	1	1:11.43	1:05.54	1:05.57	1:05.84	1:06.00	1:05.78	1:07.10	1:07.68		

98	GAGG/ HASE										
	Lap	1	2	3	4	5	6	7	8	9	10
	1	1:07.41	1:02.76	1:02.87	1:02.26	1:04.54	1:04.84	1:03.36	1:02.75		

113	STEEL/ STEEL										
	Lap	1	2	3	4	5	6	7	8	9	10
	1	1:22.99	1:12.56	1:14.56	1:13.26	1:12.99	1:20.17	1:14.03			

185	SHERBOURNE/ MILES										
	Lap	1	2	3	4	5	6	7	8	9	10
	1	1:28.39	1:14.77	1:14.75	1:14.25	1:13.39	1:14.25	1:14.07			

Lap Chart

EVENT 18 - B.E.A.R.S. - RACE 21

Lap 1		Lap 2		Lap 3		Lap 4		Lap 5		Lap 6		Lap 7		Lap 8		Lap 9		Lap 10	
No	Time	No	Time	No	Time	No	Time	No	Time	No	Time	No	Time	No	Time	No	Time	No	Time
98	1:07.41	98	2:10.17	98	3:13.04	98	4:15.30	98	5:19.84	98	6:24.68	98	7:28.04	98	8:30.79				
74	1:09.12	74	2:12.88	74	3:16.64	85	4:16.15 *1	63	5:21.15 *1	36	6:25.38 *1	74	7:30.15	66	8:33.66 *1				
25	1:10.47	25	2:15.40	25	3:20.36	74	4:20.01	74	5:23.60	185	6:25.55 *1	113	7:36.53 *1	74	8:33.68				
2	1:10.81	2	2:16.44	2	3:21.93	25	4:24.58	25	5:29.11	74	6:26.78	87	7:37.11 *1	95	8:41.23 *1				
96	1:11.43	96	2:16.97	96	3:22.54	2	4:27.88	2	5:34.19	25	6:33.35	25	7:39.45	25	8:47.37				
67	1:16.18	67	2:23.66	67	3:32.61	96	4:28.38	96	5:34.38	63	6:37.09 *1	185	7:39.80 *1	113	8:50.56 *1				
24	1:17.51	24	2:28.12	92	3:39.79	67	4:44.57	85	5:39.83 *1	2	6:39.63	36	7:41.09 *1	2	8:51.31				
45	1:18.71	92	2:28.68	24	3:39.79	92	4:49.34	67	5:52.98	96	6:40.16	2	7:45.15	87	8:52.42 *1				
95	1:19.59	45	2:28.78	45	3:40.08	45	4:50.70	92	5:58.88	67	7:02.13	96	7:47.26	185	8:53.87 *1				
92	1:20.15	95	2:32.59	66	3:44.36	24	4:52.68	45	6:00.72	85	7:02.49 *1	63	7:53.09 *1	96	8:54.94				
66	1:21.99	66	2:32.83	95	3:46.00	66	4:57.58	24	6:04.00	92	7:09.08	67	8:09.47	36	8:56.62 *1				
113	1:22.99	113	2:35.55	113	3:50.11	95	4:59.53	66	6:09.70	45	7:11.08	92	8:20.92	63	9:15.48 *1				
87	1:24.21	87	2:38.03	87	3:51.82	113	5:03.37	95	6:13.55	24	7:15.41	45	8:22.69	67	9:16.92				
36	1:25.68	36	2:39.94	36	3:54.36	87	5:08.43	113	6:16.36	66	7:21.64	24	8:25.79	92	9:32.56				
185	1:28.39	185	2:43.16	185	3:57.91	36	5:10.03	87	6:22.32	95	7:26.86	85	8:26.10 *1	45	9:33.88				
63	1:29.63	63	2:47.02	63	4:04.47	185	5:12.16							24	9:35.49				
85	1:31.68	85	2:53.99											85	9:48.59 *1				

BRITISH HISTORIC RACING

EVENTS 13 & 26

RESULT - RACE 22

PI	No	Evt	Name	Machine	Laps	Time	Behind	MPH	Best Lap on	MPH
1	5	13	Stacey KILLWORTH	BMW K100	8	7:36.99		87.60	55.22	7 90.62
2	55	13	Ben KINGHAM	BSK BMW K100	8	7:41.67	4.68	86.71	56.37	4 88.77
3	72	13	Graham WILLIAMS	Norton Weslake 750	8	7:42.36	5.37	86.58	56.37	7 88.77
4	79	13	Tony JIMENEZ	Norton Atlas 750	8	8:06.45	29.46	82.29	59.79	4 83.69
5	155	13	Chris SALTINSTALL	Moto Guzzi Le Mans	8	8:07.38	30.39	82.14	59.39	7 84.26
6	279	13	Paul JOHNSON	BMW K100	8	8:08.91	31.92	81.88	58.82	4 85.07
7	84	26	Peter CARROLL	Honda VFR 400	8	8:09.01	32.02	81.86	59.26	7 84.44
8	56	26	Matthew HEBB	Yamaha FZ600	8	8:09.12	32.13	81.84	59.25	3 84.46
9	71	13	Garry HIRONS	Norton Interpol 2 588	8	8:15.70	38.71	80.76	1:00.43	6 82.81
10	186	26	Sean GAUCHWIN	Yamaha FZ750	8	8:23.73	46.74	79.47	1:01.21	6 81.75
11	257	13	Richard STUBBS	BMW R100	7	7:37.42	1 Lap	76.58	1:03.86	7 78.36
12	264	13	Nic POWELL	Moto Guzzi 750	7	7:37.51	1 Lap	76.56	1:03.27	2 79.09
13	268	13	Mark FAIRWEATHER	BMW R100 RS	7	7:38.46	1 Lap	76.40	1:03.29	6 79.06
14	130	13	Andy BARTLETT	Laverda TT1 998	7	7:42.23	1 Lap	75.78	1:04.68	2 77.37
15	87	26	Shaun MULLIGAN	Yamaha SR500	7	7:57.14	1 Lap	73.41	1:05.69	7 76.18
16	154	13	Dave FITZPATRICK	Laverda Montjuic 500	7	8:05.26	1 Lap	72.18	1:07.22	7 74.44
17	139	13	Gareth ROBERTS	Laverda Montjuic 500	7	8:12.65	1 Lap	71.10	1:07.29	3 74.36
18	289	13	Pete KIRBY	Norton Interpol 2 588	7	8:14.06	1 Lap	70.90	1:06.81	2 74.90

Not-Classified

46	13		Robert BOWEN	BMW K100	4	4:13.92	DNF	78.83	1:00.45	3 82.78
----	----	--	--------------	----------	---	---------	-----	-------	---------	---------

Fastest Lap

5	13		Stacey KILLWORTH	BMW K100					55.22	7 90.62
---	----	--	------------------	----------	--	--	--	--	-------	---------

Nos 257, 264 & 268 - Observe CHECKERED FLAG in Future

Start Time : 11:10

Mallory Park

14 Apr 19 11:23

Clerk of Course :

Time Issued :

Chief Timekeeper : Graham Marshall

THESE RESULTS ARE PROVISIONAL UNTIL THE CONCLUSION OF ANY JUDICIAL AND TECHNICAL MATTERS

HS Sports Timing and Results Systems - Results and Lap Times at www.hssports.co.uk

BRITISH HISTORIC RACING

RESULT - RACE 22

EVENT 13

PI	No	Evt	Name	Machine	Laps	Time	MPH	Best Lap on	MPH
1	5	13	Stacey KILLWORTH	BMW K100	8	7:36.99	87.60	55.22	7 90.62
2	55	13	Ben KINGHAM	BSK BMW K100	8	7:41.67	86.71	56.37	4 88.77
3	72	13	Graham WILLIAMS	Norton Weslake 750	8	7:42.36	86.58	56.37	7 88.77
4	79	13	Tony JIMENEZ	Norton Atlas 750	8	8:06.45	82.29	59.79	4 83.69
5	155	13	Chris SALTINSTALL	Moto Guzzi Le Mans	8	8:07.38	82.14	59.39	7 84.26
6	279	13	Paul JOHNSON	BMW K100	8	8:08.91	81.88	58.82	4 85.07
7	71	13	Garry HIRONS	Norton Interpol 2 588	8	8:15.70	80.76	1:00.43	6 82.81
8	257	13	Richard STUBBS	BMW R100	7	7:37.42	76.58	1:03.86	7 78.36
9	264	13	Nic POWELL	Moto Guzzi 750	7	7:37.51	76.56	1:03.27	2 79.09
10	268	13	Mark FAIRWEATHER	BMW R100 RS	7	7:38.46	76.40	1:03.29	6 79.06
11	130	13	Andy BARTLETT	Laverda TT1 998	7	7:42.23	75.78	1:04.68	2 77.37
12	154	13	Dave FITZPATRICK	Laverda Montjuic 500	7	8:05.26	72.18	1:07.22	7 74.44
13	139	13	Gareth ROBERTS	Laverda Montjuic 500	7	8:12.65	71.10	1:07.29	3 74.36
14	289	13	Pete KIRBY	Norton Interpol 2 588	7	8:14.06	70.90	1:06.81	2 74.90

Not-Classified

46	13	Robert BOWEN	BMW K100	4	4:13.92	DNF	78.83	1:00.45	3 82.78
----	----	--------------	----------	---	---------	-----	-------	---------	---------

Fastest Lap

5	13	Stacey KILLWORTH	BMW K100				55.22	7 90.62
---	----	------------------	----------	--	--	--	-------	---------

Nos 257, 264 & 268 - Observe CHECKERED FLAG in Future

EVENT 26

PI	No	Evt	Name	Machine	Laps	Time	MPH	Best Lap on	MPH
1	84	26	Peter CARROLL	Honda VFR 400	8	8:09.01	81.86	59.26	7 84.44
2	56	26	Matthew HEBB	Yamaha FZ600	8	8:09.12	81.84	59.25	3 84.46
3	186	26	Sean GAUCHWIN	Yamaha FZ750	8	8:23.73	79.47	1:01.21	6 81.75
4	87	26	Shaun MULLIGAN	Yamaha SR500	7	7:57.14	73.41	1:05.69	7 76.18

Fastest Lap

56	26	Matthew HEBB	Yamaha FZ600				59.25	3 84.46
----	----	--------------	--------------	--	--	--	-------	---------

Nos 257, 264 & 268 - Observe CHECKERED FLAG in Future

Start Time : 11:10

Mallory Park

14 Apr 19 11:23

Clerk of Course :

Time Issued :

Chief Timekeeper : Graham Marshall

THESE RESULTS ARE PROVISIONAL UNTIL THE CONCLUSION OF ANY JUDICIAL AND TECHNICAL MATTERS

HS Sports Timing and Results Systems - Results and Lap Times at www.hssports.co.uk

RACE GRID

EVENTS 13 & 26

RACE 22

ROW 7		275 01:12.650 Tim KIRKLAND	139 01:09.970 Gareth ROBERTS
ROW 6	87 01:07.610 Shaun MULLIGAN	154 01:07.210 Dave FITZPATRICK	84 01:05.400 Peter CARROLL
ROW 5	130 01:05.330 Andy BARTLETT	289 01:04.030 Pete KIRBY	268 01:03.550 Mark FAIRWEATHER
ROW 4	257 01:02.820 Richard STUBBS	264 01:02.290 Nic POWELL	186 01:02.040 Sean GAUCHWIN
ROW 3	279 01:00.140 Paul JOHNSON	155 59.910 Chris SALTINSTALL	71 59.850 Garry HIRONS
ROW 2	79 59.580 Tony JIMENEZ	56 59.390 Matthew HEBB	175 57.590 Patrick WELCH
ROW 1	72 56.720 Graham WILLIAMS	55 56.590 Ben KINGHAM	5 56.150 Stacey KILLWORTH

POLE

EVENTS 13 & 26

LAP TIMES - RACE 22

5	Stacey KILLWORTH										
	Lap	1	2	3	4	5	6	7	8	9	10
	1	1:03.43	57.50	56.42	56.48	55.61	55.68	55.22	56.65		
46	Robert BOWEN										
	Lap	1	2	3	4	5	6	7	8	9	10
	1	1:09.87	1:02.70	1:00.45	1:00.90						
55	Ben KINGHAM										
	Lap	1	2	3	4	5	6	7	8	9	10
	1	1:02.68	57.70	56.46	56.37	56.71	58.03	56.60	57.12		
56	Matthew HEBB										
	Lap	1	2	3	4	5	6	7	8	9	10
	1	1:08.49	1:01.47	59.25	59.77	59.75	59.70	59.35	1:01.34		
71	Garry HIRONS										
	Lap	1	2	3	4	5	6	7	8	9	10
	1	1:07.70	1:03.61	1:00.70	1:01.03	1:00.68	1:00.43	1:00.49	1:01.06		
72	Graham WILLIAMS										
	Lap	1	2	3	4	5	6	7	8	9	10
	1	1:03.45	57.81	56.67	56.72	56.64	58.20	56.37	56.50		
79	Tony JIMENEZ										
	Lap	1	2	3	4	5	6	7	8	9	10
	1	1:05.59	1:00.30	1:00.14	59.79	59.88	1:00.19	1:00.35	1:00.21		
84	Peter CARROLL										
	Lap	1	2	3	4	5	6	7	8	9	10
	1	1:07.17	59.85	1:01.14	1:00.34	1:01.03	59.86	59.26	1:00.36		
87	Shaun MULLIGAN										
	Lap	1	2	3	4	5	6	7	8	9	10
	1	1:16.76	1:06.87	1:07.05	1:08.39	1:06.24	1:06.14	1:05.69			
130	Andy BARTLETT										
	Lap	1	2	3	4	5	6	7	8	9	10
	1	1:12.13	1:04.68	1:04.80	1:05.17	1:05.08	1:05.07	1:05.30			
139	Gareth ROBERTS										
	Lap	1	2	3	4	5	6	7	8	9	10
	1	1:18.70	1:07.44	1:07.29	1:07.82	1:09.14	1:11.24	1:11.02			
154	Dave FITZPATRICK										
	Lap	1	2	3	4	5	6	7	8	9	10
	1	1:17.53	1:08.74	1:07.46	1:08.04	1:08.64	1:07.63	1:07.22			
155	Chris SALTINSTALL										
	Lap	1	2	3	4	5	6	7	8	9	10
	1	1:06.54	1:00.16	1:01.25	1:00.13	59.95	59.74	59.39	1:00.22		

186 Sean GAUCHWIN

Lap	1	2	3	4	5	6	7	8	9	10
1	1:10.46	1:02.87	1:01.37	1:01.29	1:01.30	1:01.21	1:01.85	1:03.38		

257 Richard STUBBS

Lap	1	2	3	4	5	6	7	8	9	10
1	1:11.18	1:04.26	1:04.37	1:04.45	1:04.92	1:04.38	1:03.86			

264 Nic POWELL

Lap	1	2	3	4	5	6	7	8	9	10
1	1:09.95	1:03.27	1:03.34	1:04.05	1:05.75	1:05.75	1:05.40			

268 Mark FAIRWEATHER

Lap	1	2	3	4	5	6	7	8	9	10
1	1:12.59	1:04.59	1:04.72	1:05.13	1:03.65	1:03.29	1:04.49			

279 Paul JOHNSON

Lap	1	2	3	4	5	6	7	8	9	10
1	1:08.25	1:02.16	59.36	58.82	59.88	59.69	59.13	1:01.62		

289 Pete KIRBY

Lap	1	2	3	4	5	6	7	8	9	10
1	1:15.92	1:06.81	1:08.08	1:09.20	1:09.35	1:09.78	1:14.92			

Lap Chart

EVENTS 13 & 26 - RACE 22

Lap 1		Lap 2		Lap 3		Lap 4		Lap 5		Lap 6		Lap 7		Lap 8		Lap 9		Lap 10	
No	Time	No	Time	No	Time	No	Time	No	Time	No	Time	No	Time	No	Time	No	Time	No	Time
55	1:02.68	55	2:00.38	55	2:56.84	55	3:53.21	5	4:49.44	5	5:45.12	5	6:40.34	5	7:36.99				
5	1:03.43	5	2:00.93	5	2:57.35	5	3:53.83	55	4:49.92	87	5:45.31 *1	55	6:44.55	257	7:37.42 *1				
72	1:03.45	72	2:01.26	72	2:57.93	72	3:54.65	72	4:51.29	55	5:47.95	72	6:45.86	264	7:37.51 *1				
79	1:05.59	79	2:05.89	79	3:06.03	79	4:05.82	79	5:05.70	289	5:49.36 *1	87	6:51.45 *1	268	7:38.46 *1				
155	1:06.54	155	2:06.70	155	3:07.95	155	4:08.08	155	5:08.03	72	5:49.49	154	6:58.04 *1	55	7:41.67				
84	1:07.17	84	2:07.02	84	3:08.16	84	4:08.50	279	5:08.47	139	5:50.39 *1	289	6:59.14 *1	130	7:42.23 *1				
71	1:07.70	56	2:09.96	56	3:09.21	279	4:08.59	56	5:08.73	154	5:50.41 *1	139	7:01.63 *1	72	7:42.36				
279	1:08.25	279	2:10.41	279	3:09.77	56	4:08.98	84	5:09.53	79	6:05.89	79	7:06.24	87	7:57.14 *1				
56	1:08.49	71	2:11.31	71	3:12.01	71	4:13.04	71	5:13.72	155	6:07.77	155	7:07.16	154	8:05.26 *1				
46	1:09.87	46	2:12.57	46	3:13.02	46	4:13.92	186	5:17.29	279	6:08.16	279	7:07.29	79	8:06.45				
264	1:09.95	264	2:13.22	186	3:14.70	186	4:15.99	264	5:26.36	56	6:08.43	56	7:07.78	155	8:07.38				
186	1:10.46	186	2:13.33	264	3:16.56	264	4:20.61	257	5:29.18	84	6:09.39	84	7:08.65	279	8:08.91				
257	1:11.18	257	2:15.44	257	3:19.81	257	4:24.26	268	5:30.68	71	6:14.15	71	7:14.64	84	8:09.01				
130	1:12.13	130	2:16.81	130	3:21.61	130	4:26.78	130	5:31.86	186	6:18.50	186	7:20.35	56	8:09.12				
268	1:12.59	268	2:17.18	268	3:21.90	268	4:27.03			264	6:32.11			139	8:12.65 *1				
289	1:15.92	289	2:22.73	87	3:30.68	87	4:39.07			257	6:33.56			289	8:14.06 *1				
87	1:16.76	87	2:23.63	289	3:30.81	289	4:40.01			268	6:33.97			71	8:15.70				
154	1:17.53	139	2:26.14	139	3:33.43	139	4:41.25			130	6:36.93			186	8:23.73				
139	1:18.70	154	2:26.27	154	3:33.73	154	4:41.77												



ACU BRITISH SUPER SCOOTER CHAMPIONSHIP

RESULT - RACE 23

PI	No	Evt	Name	Machine	Laps	Time	Behind	MPH	Best Lap on	MPH
1	20	6	Darren CONNEELY	Lambretta 230	8	8:21.57		79.81	1:00.71	4 82.42
2	60	6	Justin PRICE	Lambretta GP 230	8	8:29.36	7.79	78.59	1:02.10	2 80.58
3	7	6	Warren WILKINSON	Lambretta SX 250	8	8:29.39	7.82	78.59	1:01.91	3 80.83
4	4	6	Stephen WRIGHT	Lambretta DSC RB	8	8:30.56	8.99	78.41	1:02.49	6 80.08
5	52	6a	John WOODS	Gilera Runner 179	8	8:44.06	22.49	76.39	1:04.21	3 77.93
6	63	6	David BRISTOW	Lambretta Hornett PX 26	8	8:44.29	22.72	76.35	1:03.76	6 78.48
7	41	6	Stuart DAY	Lambretta 240	8	8:57.41	35.84	74.49	1:05.93	2 75.90
8	47	6	Graham TATTON	Lambretta GP200	8	9:00.55	38.98	74.06	1:05.57	3 76.32
9	36	6a	Nikita MCNALLY	Piaggio Zip 78	8	9:07.48	45.91	73.12	1:07.25	2 74.41
10	116	6	Shaun FAIRHEAD	Lambretta 250	8	9:15.13	53.56	72.11	1:06.48	2 75.27
11	67	6	Danny LODER	Vespa Hornet 144	8	9:25.11	1:03.54	70.84	1:08.77	7 72.76
12	22	6a	Alex VAN DYKE	Gilera Runner 176	8	9:27.73	1:06.16	70.51	1:09.06	2 72.46
13	76	6	Pete MOLKENTHIN	Lambretta 200	7	8:24.56	1 Lap	69.42	1:09.69	2 71.80
14	74	6	Bob WEST	Lambretta SRP 200	7	8:26.56	1 Lap	69.15	1:10.16	2 71.32
15	109	6	Paul FITZGERALD	Lambretta GP205	7	8:29.43	1 Lap	68.76	1:10.25	3 71.23
16	25	6a	Thomas SHAW	Scomadi TL 200	7	8:31.19	1 Lap	68.52	1:11.21	3 70.27
Not-Classified										
	44	6a	Mark CLIPSTONE	Piaggio Zip 95	5	6:19.83	DNF	65.87	1:12.25	2 69.26
	86	6	Jason METIVIER	Lambretta GP250	3	3:15.66	DNF	76.72	1:02.19	3 80.46
Fastest Lap										
	20	6	Darren CONNEELY	Lambretta 230					1:00.71	4 82.42

Start Time : 11:23

Mallory Park

14 Apr 19 11:35

Clerk of Course :

Time Issued :

Chief Timekeeper : Graham Marshall

THESE RESULTS ARE PROVISIONAL UNTIL THE CONCLUSION OF ANY JUDICIAL AND TECHNICAL MATTERS

HS Sports Timing and Results Systems - Results and Lap Times at www.hssports.co.uk

BRITISH HISTORIC RACING

RESULT - RACE 23

EVENT 6

PI	No	Evt	Name	Machine	Laps	Time	MPH	Best Lap on	MPH
1	20	6	Darren CONNEELY	Lambretta 230	8	8:21.57	79.81	1:00.71	4 82.42
2	60	6	Justin PRICE	Lambretta GP 230	8	8:29.36	78.59	1:02.10	2 80.58
3	7	6	Warren WILKINSON	Lambretta SX 250	8	8:29.39	78.59	1:01.91	3 80.83
4	4	6	Stephen WRIGHT	Lambretta DSC RB	8	8:30.56	78.41	1:02.49	6 80.08
5	63	6	David BRISTOW	Lambretta Hornett PX 26	8	8:44.29	76.35	1:03.76	6 78.48
6	41	6	Stuart DAY	Lambretta 240	8	8:57.41	74.49	1:05.93	2 75.90
7	47	6	Graham TATTON	Lambretta GP200	8	9:00.55	74.06	1:05.57	3 76.32
8	116	6	Shaun FAIRHEAD	Lambretta 250	8	9:15.13	72.11	1:06.48	2 75.27
9	67	6	Danny LODER	Vespa Hornet 144	8	9:25.11	70.84	1:08.77	7 72.76
10	76	6	Pete MOKKENTHIN	Lambretta 200	7	8:24.56	69.42	1:09.69	2 71.80
11	74	6	Bob WEST	Lambretta SRP 200	7	8:26.56	69.15	1:10.16	2 71.32
12	109	6	Paul FITZGERALD	Lambretta GP205	7	8:29.43	68.76	1:10.25	3 71.23

Not-Classified

86	6		Jason METIVIER	Lambretta GP250	3	3:15.66	DNF	76.72	1:02.19	3 80.46
----	---	--	----------------	-----------------	---	---------	-----	-------	---------	---------

Fastest Lap

20	6		Darren CONNEELY	Lambretta 230				1:00.71	4 82.42
----	---	--	-----------------	---------------	--	--	--	---------	---------

EVENT 6a

PI	No	Evt	Name	Machine	Laps	Time	MPH	Best Lap on	MPH
1	52	6a	John WOODS	Gilera Runner 179	8	8:44.06	76.39	1:04.21	3 77.93
2	36	6a	Nikita MCNALLY	Piaggio Zip 78	8	9:07.48	73.12	1:07.25	2 74.41
3	22	6a	Alex VAN DYKE	Gilera Runner 176	8	9:27.73	70.51	1:09.06	2 72.46
4	25	6a	Thomas SHAW	Scomadi TL 200	7	8:31.19	68.52	1:11.21	3 70.27

Not-Classified

44	6a		Mark CLIPSTONE	Piaggio Zip 95	5	6:19.83	DNF	65.87	1:12.25	2 69.26
----	----	--	----------------	----------------	---	---------	-----	-------	---------	---------

Fastest Lap

52	6a		John WOODS	Gilera Runner 179				1:04.21	3 77.93
----	----	--	------------	-------------------	--	--	--	---------	---------

Start Time : 11:23

Mallory Park

14 Apr 19 11:35

Clerk of Course :

Time Issued :

Chief Timekeeper : Graham Marshall

THESE RESULTS ARE PROVISIONAL UNTIL THE CONCLUSION OF ANY JUDICIAL AND TECHNICAL MATTERS


HS Sports Timing and Results Systems - Results and Lap Times at www.hssports.co.uk

RACE GRID

ACU BRITISH SUPER SCOOTER CHAMPIONSHIP

RACE 14, 23 and 34

ROW 7	109 01:11.530 Paul FITZGERALD	19 01:11.360 Mark SHIRLEY	27 01:11.270 Ian SCUTT
ROW 6	44 01:09.940 Mark CLIPSTONE	10 01:09.890 Drew DUNCAN	74 01:09.660 Bob WEST
ROW 5	36 01:09.530 Nikita MCNALLY	76 01:09.070 Pete MOLKENTHIN	67 01:09.020 Danny LODER
ROW 4	22 01:08.820 Alex VAN DYKE	12 01:08.600 Jeremy STEEL	41 01:07.780 Stuart DAY
ROW 3	116 01:07.430 Shaun FAIRHEAD	47 01:06.530 Graham TATTON	30 01:06.140 Chris COOK
ROW 2	52 01:04.280 John WOODS	7 01:03.950 Warren WILKINSON	63 01:03.840 David BRISTOW
ROW 1	4 01:03.710 Stephen WRIGHT	60 01:02.820 Justin PRICE	20 01:00.700 Darren CONNEELY
POLE			



ACU BRITISH SUPER SCOOTER CHAMPIONSHIP

LAP TIMES - RACE 23

4	Stephen WRIGHT										
Lap	1	2	3	4	5	6	7	8	9	10	
1	1:09.31	1:02.65	1:02.81	1:03.28	1:02.67	1:02.49	1:03.88	1:03.47			
7	Warren WILKINSON										
Lap	1	2	3	4	5	6	7	8	9	10	
1	1:09.84	1:02.73	1:01.91	1:02.35	1:02.86	1:03.41	1:03.68	1:02.61			
20	Darren CONNEELY										
Lap	1	2	3	4	5	6	7	8	9	10	
1	1:08.52	1:00.93	1:00.87	1:00.71	1:03.01	1:02.72	1:01.50	1:03.31			
22	Alex VAN DYKE										
Lap	1	2	3	4	5	6	7	8	9	10	
1	1:18.23	1:09.06	1:09.77	1:11.08	1:09.81	1:09.80	1:09.93	1:10.05			
25	Thomas SHAW										
Lap	1	2	3	4	5	6	7	8	9	10	
1	1:21.40	1:11.66	1:11.21	1:11.36	1:11.86	1:11.58	1:12.12				
36	Nikita MCNALLY										
Lap	1	2	3	4	5	6	7	8	9	10	
1	1:14.92	1:07.25	1:07.37	1:07.80	1:07.33	1:07.89	1:07.61	1:07.31			
41	Stuart DAY										
Lap	1	2	3	4	5	6	7	8	9	10	
1	1:13.49	1:05.93	1:06.01	1:06.13	1:06.36	1:06.32	1:06.53	1:06.64			
44	Mark CLIPSTONE										
Lap	1	2	3	4	5	6	7	8	9	10	
1	1:19.16	1:12.25	1:13.76	1:16.86	1:17.80						
47	Graham TATTON										
Lap	1	2	3	4	5	6	7	8	9	10	
1	1:14.37	1:06.33	1:05.57	1:06.52	1:07.05	1:06.82	1:06.62	1:07.27			
52	John WOODS										
Lap	1	2	3	4	5	6	7	8	9	10	
1	1:10.76	1:04.58	1:04.21	1:04.51	1:05.03	1:05.40	1:04.98	1:04.59			
60	Justin PRICE										
Lap	1	2	3	4	5	6	7	8	9	10	
1	1:08.57	1:02.10	1:02.88	1:03.01	1:03.23	1:03.40	1:03.35	1:02.82			
63	David BRISTOW										
Lap	1	2	3	4	5	6	7	8	9	10	
1	1:13.34	1:05.36	1:04.32	1:03.92	1:04.06	1:03.76	1:04.60	1:04.93			
67	Danny LODER										
Lap	1	2	3	4	5	6	7	8	9	10	
1	1:19.10	1:09.40	1:09.57	1:09.48	1:09.75	1:10.17	1:08.77	1:08.87			

74	Bob WEST										
	Lap	1	2	3	4	5	6	7	8	9	10
	1	1:21.25	1:10.16	1:10.82	1:12.30	1:11.14	1:10.61	1:10.28			

76	Pete MOLKENTHIN										
	Lap	1	2	3	4	5	6	7	8	9	10
	1	1:22.65	1:09.69	1:11.39	1:10.73	1:09.91	1:10.32	1:09.87			

86	Jason METIVIER										
	Lap	1	2	3	4	5	6	7	8	9	10
	1	1:11.06	1:02.41	1:02.19							

109	Paul FITZGERALD										
	Lap	1	2	3	4	5	6	7	8	9	10
	1	1:22.50	1:10.93	1:10.25	1:10.40	1:12.90	1:10.41	1:12.04			

116	Shaun FAIRHEAD										
	Lap	1	2	3	4	5	6	7	8	9	10
	1	1:12.74	1:06.48	1:07.63	1:09.13	1:10.27	1:09.31	1:09.68	1:09.89		

Lap Chart

ACU BRITISH SUPER SCOOTER CHAMPIONSHIP - RACE 23

Lap 1		Lap 2		Lap 3		Lap 4		Lap 5		Lap 6		Lap 7		Lap 8		Lap 9		Lap 10		
No	Time	No	Time	No	Time	No	Time	No	Time	No	Time	No	Time	No	Time	No	Time	No	Time	
20	1:08.52	20	2:09.45	20	3:10.32	20	4:11.03	20	5:14.04	20	6:16.76	20	7:18.26	20	8:21.57					
60	1:08.57	60	2:10.67	60	3:13.55	60	4:16.56	7	5:19.69	44	6:19.83 *1	25	7:19.07 *1	76	8:24.56 *1					
4	1:09.31	4	2:11.96	7	3:14.48	7	4:16.83	60	5:19.79	7	6:23.10	60	7:26.54	74	8:26.56 *1					
7	1:09.84	7	2:12.57	4	3:14.77	4	4:18.05	4	5:20.72	60	6:23.19	7	7:26.78	60	8:29.36					
52	1:10.76	86	2:13.47	86	3:15.66	52	4:24.06	52	5:29.09	4	6:23.21	4	7:27.09	7	8:29.39					
86	1:11.06	52	2:15.34	52	3:19.55	63	4:26.94	63	5:31.00	52	6:34.49	63	7:39.36	109	8:29.43 *1					
116	1:12.74	63	2:18.70	63	3:23.02	41	4:31.56	41	5:37.92	63	6:34.76	52	7:39.47	4	8:30.56					
63	1:13.34	116	2:19.22	41	3:25.43	47	4:32.79	47	5:39.84	41	6:44.24	41	7:50.77	25	8:31.19 *1					
41	1:13.49	41	2:19.42	47	3:26.27	116	4:35.98	36	5:44.67	47	6:46.66	47	7:53.28	52	8:44.06					
47	1:14.37	47	2:20.70	116	3:26.85	36	4:37.34	116	5:46.25	36	6:52.56	36	8:00.17	63	8:44.29					
36	1:14.92	36	2:22.17	36	3:29.54	67	4:47.55	67	5:57.30	116	6:55.56	116	8:05.24	41	8:57.41					
22	1:18.23	22	2:27.29	22	3:37.06	22	4:48.14	22	5:57.95	67	7:07.47	67	8:16.24	47	9:00.55					
67	1:19.10	67	2:28.50	67	3:38.07	109	4:54.08	76	6:04.37	22	7:07.75	22	8:17.68	36	9:07.48					
44	1:19.16	44	2:31.41	74	3:42.23	76	4:54.46	74	6:05.67	76	7:14.69			116	9:15.13					
74	1:21.25	74	2:31.41	109	3:43.68	74	4:54.53	109	6:06.98	74	7:16.28			67	9:25.11					
25	1:21.40	76	2:32.34	76	3:43.73	25	4:55.63	25	6:07.49	109	7:17.39			22	9:27.73					
109	1:22.50	25	2:33.06	25	3:44.27	44	5:02.03													
76	1:22.65	109	2:33.43	44	3:45.17															

BRITISH HISTORIC RACING

EVENTS 8, 9, 10, 14 & 22

RESULT - RACE 24

PI	No	Evt	Name	Machine	Laps	Time	Behind	MPH	Best Lap on	MPH
1	75	22	James LUCK	Supermono Tigcraft 690	8	7:44.98		86.09	56.38	6 88.75
2	59	22	Dan LEDGER	KTM Supermono 650	8	7:45.71	0.73	85.96	56.79	6 88.11
3	72	10	Graham WILLIAMS	Norton Weslake 750	8	7:50.03	5.05	85.17	57.53	6 86.98
4	35	22	Keith BROWN	MHD Suzuki 794	8	7:55.83	10.85	84.13	58.27	2 85.88
5	69	22	Patrick WELCH	W R D 690	8	8:00.78	15.80	83.26	58.19	6 85.99
6	91	8	Kevin THURSTON	Petty Weslake 750	8	8:03.97	18.99	82.72	59.16	5 84.58
7	79	10	Tony JIMENEZ	Norton Atlas 750	8	8:04.75	19.77	82.58	58.61	2 85.38
8	279	10	Paul JOHNSON	Triumph Rob North 750	8	8:15.32	30.34	80.82	1:00.26	8 83.04
9	186	8	Sean GAUCHWIN	Triumph Rob North 750	8	8:23.53	38.55	79.50	1:01.35	2 81.56
10	123	10	Ralph COLDWELL	Norton Seeley 920	8	8:35.59	50.61	77.64	1:01.61	7 81.22
11	166	8	Les WHISTON	BSA Rocket 3 750	8	8:36.64	51.66	77.49	1:02.59	5 79.95
12	14	9	Martin OWEN	Triumph 6T 649	8	8:37.42	52.44	77.37	1:01.72	7 81.08
13	67	14	Bart REID	Suzuki GS1000	8	8:38.23	53.25	77.25	1:03.08	6 79.33
14	10	22	David GLOSSOP	KTM 390	8	8:39.40	54.42	77.07	1:03.21	2 79.16
15	15	22	John TALBOT	Hejira Rotax 500	8	8:39.68	54.70	77.03	1:01.76	8 81.02
16	255	8	Alan FOSTER	Norton Metisse 750	8	8:41.33	56.35	76.79	1:03.00	6 79.43
17	4	22	Scarlett ROBINSON	KTM RC390	8	8:43.73	58.75	76.44	1:03.72	7 78.53
18	222	9	Ian VERRINDER	Norton Atlas 745	7	7:55.09	1 Lap	73.73	1:05.90	2 75.93
19	34	22	Alyssia WHITMORE	KTM RC390	7	7:55.79	1 Lap	73.62	1:05.34	7 76.58
20	143	14	Stefan DILLEY	Honda CB650	7	7:56.54	1 Lap	73.50	1:05.55	3 76.34
21	273	14	Tony HAYWOOD	Norton Rotary 588	7	8:33.14	1 Lap	68.26	1:10.58	6 70.90
22	64	9	Mike LEY	BSA A10 650	6	7:49.44	2 Laps	63.96	1:15.74	2 66.07

Fastest Lap

75 22 James LUCK Supermono Tigcraft 690 56.38 6 88.75

Start Time : 11:39

Mallory Park

14 Apr 19 11:50

Clerk of Course :

Time Issued :

Chief Timekeeper : Graham Marshall

THESE RESULTS ARE PROVISIONAL UNTIL THE CONCLUSION OF ANY JUDICIAL AND TECHNICAL MATTERS

HS Sports Timing and Results Systems - Results and Lap Times at www.hssports.co.uk

BRITISH HISTORIC RACING

RESULT - RACE 24

EVENT 10

PI	No	Evt	Name	Machine	Laps	Time	MPH	Best Lap on	MPH
1	72	10	Graham WILLIAMS	Norton Weslake 750	8	7:50.03	85.17	57.53	6 86.98
2	79	10	Tony JIMENEZ	Norton Atlas 750	8	8:04.75	82.58	58.61	2 85.38
3	279	10	Paul JOHNSON	Triumph Rob North 750	8	8:15.32	80.82	1:00.26	8 83.04
4	123	10	Ralph COLDWELL	Norton Seeley 920	8	8:35.59	77.64	1:01.61	7 81.22

Fastest Lap

72	10	Graham WILLIAMS	Norton Weslake 750	57.53	6	86.98
----	----	-----------------	--------------------	-------	---	-------

EVENT 14

PI	No	Evt	Name	Machine	Laps	Time	MPH	Best Lap on	MPH
1	67	14	Bart REID	Suzuki GS1000	8	8:38.23	77.25	1:03.08	6 79.33
2	143	14	Stefan DILLEY	Honda CB650	7	7:56.54	73.50	1:05.55	3 76.34
3	273	14	Tony HAYWOOD	Norton Rotary 588	7	8:33.14	68.26	1:10.58	6 70.90

Fastest Lap

67	14	Bart REID	Suzuki GS1000	1:03.08	6	79.33
----	----	-----------	---------------	---------	---	-------

EVENT 22

PI	No	Evt	Name	Machine	Laps	Time	MPH	Best Lap on	MPH
1	75	22	James LUCK	Supermono Tigcraft 690	8	7:44.98	86.09	56.38	6 88.75
2	59	22	Dan LEDGER	KTM Supermono 650	8	7:45.71	85.96	56.79	6 88.11
3	35	22	Keith BROWN	MHD Suzuki 794	8	7:55.83	84.13	58.27	2 85.88
4	69	22	Patrick WELCH	W R D 690	8	8:00.78	83.26	58.19	6 85.99
5	10	22	David GLOSSOP	KTM 390	8	8:39.40	77.07	1:03.21	2 79.16
6	15	22	John TALBOT	Hejira Rotax 500	8	8:39.68	77.03	1:01.76	8 81.02
7	4	22	Scarlett ROBINSON	KTM RC390	8	8:43.73	76.44	1:03.72	7 78.53
8	34	22	Alyssia WHITMORE	KTM RC390	7	7:55.79	73.62	1:05.34	7 76.58

Fastest Lap

75	22	James LUCK	Supermono Tigcraft 690	56.38	6	88.75
----	----	------------	------------------------	-------	---	-------

Start Time : 11:39

Mallory Park

14 Apr 19 11:50

Clerk of Course :

Time Issued :

Chief Timekeeper : Graham Marshall

THESE RESULTS ARE PROVISIONAL UNTIL THE CONCLUSION OF ANY JUDICIAL AND TECHNICAL MATTERS

HS Sports Timing and Results Systems - Results and Lap Times at www.hssports.co.uk

BRITISH HISTORIC RACING

RESULT - RACE 24

EVENT 8

PI	No	Evt	Name	Machine	Laps	Time	MPH	Best Lap on	MPH
1	91	8	Kevin THURSTON	Petty Weslake 750	8	8:03.97	82.72	59.16	5 84.58
2	186	8	Sean GAUCHWIN	Triumph Rob North 750	8	8:23.53	79.50	1:01.35	2 81.56
3	166	8	Les WHISTON	BSA Rocket 3 750	8	8:36.64	77.49	1:02.59	5 79.95
4	255	8	Alan FOSTER	Norton Metisse 750	8	8:41.33	76.79	1:03.00	6 79.43

Fastest Lap

91	8	Kevin THURSTON	Petty Weslake 750	59.16	5	84.58
----	---	----------------	-------------------	-------	---	-------

EVENT 9

PI	No	Evt	Name	Machine	Laps	Time	MPH	Best Lap on	MPH
1	14	9	Martin OWEN	Triumph 6T 649	8	8:37.42	77.37	1:01.72	7 81.08
2	222	9	Ian VERRINDER	Norton Atlas 745	7	7:55.09	73.73	1:05.90	2 75.93
3	64	9	Mike LEY	BSA A10 650	6	7:49.44	63.96	1:15.74	2 66.07

Fastest Lap

14	9	Martin OWEN	Triumph 6T 649	1:01.72	7	81.08
----	---	-------------	----------------	---------	---	-------

Start Time : 11:39

Mallory Park

14 Apr 19 11:50

Clerk of Course :

Time Issued :

Chief Timekeeper : Graham Marshall

THESE RESULTS ARE PROVISIONAL UNTIL THE CONCLUSION OF ANY JUDICIAL AND TECHNICAL MATTERS

HS Sports Timing and Results Systems - Results and Lap Times at www.hssports.co.uk

RACE GRID

EVENTS 8, 9, 10, 14 & 22

RACE 24

ROW 9			64 01:24.090 Mike LEY
ROW 8	78 01:11.780 Chris WATTS	143 01:08.000 Stefan DILLEY	273 01:07.200 Tony HAYWOOD
ROW 7	34 01:07.150 Alyssia WHITMORE	4 01:06.130 Scarlett ROBINSON	222 01:05.780 Ian VERRINDER
ROW 6	44 01:05.350 Jack SMITH	10 01:05.200 David GLOSSOP	255 01:04.110 Alan FOSTER
ROW 5	96 01:03.690 Matthew WELCH	15 01:03.660 John TALBOT	123 01:03.580 Ralph COLDWELL
ROW 4	166 01:03.300 Les WHISTON	67 01:02.780 Bart REID	186 01:01.820 Sean GAUCHWIN
ROW 3	3 01:00.860 Benjamin HEATON	279 59.730 Paul JOHNSON	91 59.440 Kevin THURSTON
ROW 2	79 59.410 Tony JIMENEZ	35 59.060 Keith BROWN	69 57.930 Patrick WELCH
ROW 1	72 57.370 Graham WILLIAMS	59 56.780 Dan LEDGER	75 56.380 James LUCK
POLE			

EVENTS 8, 9, 10, 14 & 22

LAP TIMES - RACE 24

4	Scarlett ROBINSON									
Lap	1	2	3	4	5	6	7	8	9	10
1	1:13.58	1:04.74	1:04.61	1:04.15	1:04.94	1:04.02	1:03.72	1:03.97		
10	David GLOSSOP									
Lap	1	2	3	4	5	6	7	8	9	10
1	1:13.78	1:03.21	1:03.59	1:04.18	1:03.66	1:03.75	1:03.69	1:03.54		
14	Martin OWEN									
Lap	1	2	3	4	5	6	7	8	9	10
1	1:15.87	1:03.32	1:02.62	1:04.15	1:03.74	1:03.40	1:01.72	1:02.60		
15	John TALBOT									
Lap	1	2	3	4	5	6	7	8	9	10
1	1:16.30	1:05.22	1:04.15	1:03.45	1:02.95	1:03.26	1:02.59	1:01.76		
34	Alyssia WHITMORE									
Lap	1	2	3	4	5	6	7	8	9	10
1	1:17.51	1:06.52	1:05.98	1:05.79	1:07.68	1:06.97	1:05.34			
35	Keith BROWN									
Lap	1	2	3	4	5	6	7	8	9	10
1	1:04.90	58.27	58.60	58.61	58.92	59.11	58.94	58.48		
59	Dan LEDGER									
Lap	1	2	3	4	5	6	7	8	9	10
1	1:03.35	57.64	57.13	58.06	58.00	56.79	57.18	57.56		
64	Mike LEY									
Lap	1	2	3	4	5	6	7	8	9	10
1	1:24.92	1:15.74	1:17.37	1:17.30	1:17.28	1:16.83				
67	Bart REID									
Lap	1	2	3	4	5	6	7	8	9	10
1	1:12.71	1:03.33	1:03.75	1:05.25	1:03.58	1:03.08	1:03.37	1:03.16		
69	Patrick WELCH									
Lap	1	2	3	4	5	6	7	8	9	10
1	1:08.33	59.31	58.96	58.79	58.70	58.19	59.33	59.17		
72	Graham WILLIAMS									
Lap	1	2	3	4	5	6	7	8	9	10
1	1:03.10	58.67	58.20	57.86	57.81	57.53	58.13	58.73		
75	James LUCK									
Lap	1	2	3	4	5	6	7	8	9	10
1	1:03.73	56.87	56.64	58.80	57.80	56.38	57.62	57.14		
79	Tony JIMENEZ									
Lap	1	2	3	4	5	6	7	8	9	10
1	1:05.60	58.61	59.58	59.67	1:00.49	1:00.38	1:00.69	59.73		

91	Kevin THURSTON									
Lap	1	2	3	4	5	6	7	8	9	10
1	1:06.85	59.87	59.42	1:00.13	59.16	59.75	59.25	59.54		
123	Ralph COLDWELL									
Lap	1	2	3	4	5	6	7	8	9	10
1	1:14.23	1:03.10	1:03.17	1:04.82	1:03.80	1:03.24	1:01.61	1:01.62		
143	Stefan DILLEY									
Lap	1	2	3	4	5	6	7	8	9	10
1	1:16.43	1:06.65	1:05.55	1:06.11	1:08.42	1:07.73	1:05.65			
166	Les WHISTON									
Lap	1	2	3	4	5	6	7	8	9	10
1	1:12.16	1:02.64	1:03.49	1:03.96	1:02.59	1:05.13	1:03.68	1:02.99		
186	Sean GAUCHWIN									
Lap	1	2	3	4	5	6	7	8	9	10
1	1:10.69	1:01.35	1:01.50	1:01.41	1:01.73	1:02.41	1:01.92	1:02.52		
222	Ian VERRINDER									
Lap	1	2	3	4	5	6	7	8	9	10
1	1:15.74	1:05.90	1:06.45	1:06.33	1:07.53	1:06.75	1:06.39			
255	Alan FOSTER									
Lap	1	2	3	4	5	6	7	8	9	10
1	1:14.60	1:03.94	1:05.22	1:04.08	1:03.08	1:03.00	1:04.08	1:03.33		
273	Tony HAYWOOD									
Lap	1	2	3	4	5	6	7	8	9	10
1	1:24.91	1:11.04	1:11.85	1:10.73	1:11.47	1:10.58	1:12.56			
279	Paul JOHNSON									
Lap	1	2	3	4	5	6	7	8	9	10
1	1:09.25	1:00.93	1:00.99	1:01.04	1:01.33	1:00.61	1:00.91	1:00.26		

Lap Chart

EVENTS 8, 9, 10, 14 & 22 - RACE 24

Lap 1		Lap 2		Lap 3		Lap 4		Lap 5		Lap 6		Lap 7		Lap 8		Lap 9		Lap 10			
No	Time	No	Time	No	Time	No	Time	No	Time	No	Time	No	Time	No	Time	No	Time	No	Time		
72	1:03.10	75	2:00.60	75	2:57.24	75	3:56.04	75	4:53.84	75	5:50.22	75	6:47.84	75	7:44.98						
59	1:03.35	59	2:00.99	59	2:58.12	59	3:56.18	59	4:54.18	59	5:50.97	59	6:48.15	59	7:45.71						
75	1:03.73	72	2:01.77	72	2:59.97	72	3:57.83	72	4:55.64	72	5:53.17	222	6:48.70 *1	64	7:49.44 *2						
35	1:04.90	35	2:03.17	35	3:01.77	64	3:58.03 *1	273	4:58.53 *1	35	5:58.41	34	6:50.45 *1	72	7:50.03						
79	1:05.60	79	2:04.21	79	3:03.79	35	4:00.38	35	4:59.30	69	6:02.28	143	6:50.89 *1	222	7:55.09 *1						
91	1:06.85	91	2:06.72	91	3:06.14	79	4:03.46	79	5:03.95	79	6:04.33	72	6:51.30	34	7:55.79 *1						
69	1:08.33	69	2:07.64	69	3:06.60	69	4:05.39	69	5:04.09	91	6:05.18	35	6:57.35	35	7:55.83						
279	1:09.25	279	2:10.18	279	3:11.17	91	4:06.27	91	5:05.43	273	6:10.00 *1	69	7:01.61	143	7:56.54 *1						
186	1:10.69	186	2:12.04	186	3:13.54	279	4:12.21	279	5:13.54	279	6:14.15	91	7:04.43	69	8:00.78						
166	1:12.16	166	2:14.80	166	3:18.29	186	4:14.95	64	5:15.33 *1	186	6:19.09	79	7:05.02	91	8:03.97						
67	1:12.71	67	2:16.04	67	3:19.79	166	4:22.25	186	5:16.68	166	6:29.97	279	7:15.06	79	8:04.75						
4	1:13.58	10	2:16.99	123	3:20.50	10	4:24.76	166	5:24.84	67	6:31.70	273	7:20.58 *1	279	8:15.32						
10	1:13.78	123	2:17.33	10	3:20.58	67	4:25.04	10	5:28.42	10	6:32.17	186	7:21.01	186	8:23.53						
123	1:14.23	4	2:18.32	14	3:21.81	123	4:25.32	67	5:28.62	123	6:32.36	166	7:33.65	273	8:33.14 *1						
255	1:14.60	255	2:18.54	4	3:22.93	14	4:25.96	123	5:29.12	64	6:32.61 *1	123	7:33.97	123	8:35.59						
222	1:15.74	14	2:19.19	255	3:23.76	4	4:27.08	14	5:29.70	14	6:33.10	14	7:34.82	166	8:36.64						
14	1:15.87	15	2:21.52	15	3:25.67	255	4:27.84	255	5:30.92	255	6:33.92	67	7:35.07	14	8:37.42						
15	1:16.30	222	2:21.64	222	3:28.09	15	4:29.12	4	5:32.02	15	6:35.33	10	7:35.86	67	8:38.23						
143	1:16.43	143	2:23.08	143	3:28.63	222	4:34.42	15	5:32.07	4	6:36.04	15	7:37.92	10	8:39.40						
34	1:17.51	34	2:24.03	34	3:30.01	143	4:34.74	222	5:41.95			255	7:38.00	15	8:39.68						
273	1:24.91	273	2:35.95	273	3:47.80	34	4:35.80	143	5:43.16			4	7:39.76	255	8:41.33						
64	1:24.92	64	2:40.66					34	5:43.48					4	8:43.73						

BRITISH HISTORIC RACING

EVENTS 15, 16, 17 & 23A

RESULT - RACE 25

PI	No	Evt	Name	Machine	Laps	Time	Behind	MPH	Best Lap on	MPH
1	15	17	THOMPSON/ DEAN	BMW Elton1000	8	8:16.43		80.64	58.67	3 85.29
2	34	17	TUER/ TUER	Morgan Racing 1208	8	8:23.33	6.90	79.53	1:01.15	8 81.83
3	51	17	ORMROD/ NEAL	Curley Trike 1297	8	8:27.80	11.37	78.83	1:01.92	6 80.81
4	187	17	ABRAHAMS/ ABRAHAMS	Vincent Rapide 1275	8	8:27.92	11.49	78.82	1:01.97	6 80.75
5	46	17	BIBBY/ SIMONS-WESTON	Morgan Racing 1208	8	8:32.75	16.32	78.07	1:01.39	7 81.51
6	11	17	QUIRK/ WESTON	Vincent Rapide 1272	8	8:49.93	33.50	75.54	1:04.55	7 77.52
7	4	16	BLEACH/ DAWS	Norton Ducker Lynx 750	8	8:50.61	34.18	75.45	1:04.57	8 77.50
8	69	17	BOOTE/ MORRIS	Nourish MRE 950	8	8:51.23	34.80	75.36	1:04.02	7 78.16
9	27	17	HUTCHINSON/ TBA	Berkeley T60 1293	8	9:06.31	49.88	73.28	1:06.69	6 75.03
10	656	23a	DAVENPORT/ DAVENPORT	Aprilia RS	8	9:14.08	57.65	72.25	1:07.53	3 74.10
11	16	17	HODGSON/ HODGSON	Morgan F2 1172	8	9:19.54	1:03.11	71.54	1:08.47	4 73.08
12	78	16	WICKETT/ DUPLOCK	Triumph Thunderbird 74	7	8:33.32	1 Lap	68.24	1:11.03	7 70.45
13	87	16	SYKES/ RUTH	BMW 750	7	8:44.13	1 Lap	66.83	1:13.13	4 68.43
14	441	17	PICKUP/ PICKUP	Morgan1046	7	9:26.65	1 Lap	61.82	1:18.55	7 63.70
<u>Not-Classified</u>										
	119	17	TEAGLES/ BALLAST	Berkeley T60 875	5	6:09.06	DNF	67.79	1:09.66	5 71.83
	97	16	DAWSON/ BAR	BMW 750	1	1:12.32	DNF	69.19		0 0.00

Fastest Lap

15 17 THOMPSON/ DEAN BMW Elton1000 58.67 3 85.29

No 46 - Time Includes 10s Penalty for ANTICIPATING THE START

Start Time : 11:59

Mallory Park

14 Apr 19 12:12

Clerk of Course :

Time Issued :

Chief Timekeeper : Graham Marshall

THESE RESULTS ARE PROVISIONAL UNTIL THE CONCLUSION OF ANY JUDICIAL AND TECHNICAL MATTERS

HS Sports Timing and Results Systems - Results and Lap Times at www.hssports.co.uk

BRITISH HISTORIC RACING

RESULT - RACE 25

EVENT 16

PI	No	Evt	Name	Machine	Laps	Time	MPH	Best Lap on	MPH
1	4	16	BLEACH/ DAWS	Norton Ducker Lynx 750	8	8:50.61	75.45	1:04.57	8 77.50
2	78	16	WICKETT/ DUPLOCK	Triumph Thunderbird 74	7	8:33.32	68.24	1:11.03	7 70.45
3	87	16	SYKES/ RUTH	BMW 750	7	8:44.13	66.83	1:13.13	4 68.43
<u>Not-Classified</u>									
	97	16	DAWSON/ BAR	BMW 750	1	1:12.32	DNF 69.19		0 0.00

Fastest Lap

4 16 BLEACH/ DAWS Norton Ducker Lynx 750 1:04.57 8 77.50

No 46 - Time Includes 10s Penalty for ANTICIPATING THE START

EVENT 17

PI	No	Evt	Name	Machine	Laps	Time	MPH	Best Lap on	MPH
1	15	17	THOMPSON/ DEAN	BMW Elton1000	8	8:16.43	80.64	58.67	3 85.29
2	34	17	TUER/ TUER	Morgan Racing 1208	8	8:23.33	79.53	1:01.15	8 81.83
3	51	17	ORMROD/ NEAL	Curley Trike 1297	8	8:27.80	78.83	1:01.92	6 80.81
4	187	17	ABRAHAMS/ ABRAHAMS	Vincent Rapide 1275	8	8:27.92	78.82	1:01.97	6 80.75
5	46	17	BIBBY/ SIMONS-WESTON	Morgan Racing 1208	8	8:32.75	78.07	1:01.39	7 81.51
6	11	17	QUIRK/ WESTON	Vincent Rapide 1272	8	8:49.93	75.54	1:04.55	7 77.52
7	69	17	BOOTE/ MORRIS	Nourish MRE 950	8	8:51.23	75.36	1:04.02	7 78.16
8	27	17	HUTCHINSON/ TBA	Berkeley T60 1293	8	9:06.31	73.28	1:06.69	6 75.03
9	16	17	HODGSON/ HODGSON	Morgan F2 1172	8	9:19.54	71.54	1:08.47	4 73.08
10	441	17	PICKUP/ PICKUP	Morgan1046	7	9:26.65	61.82	1:18.55	7 63.70

Not-Classified

119 17 TEAGLES/ BALLAST Berkeley T60 875 5 6:09.06 DNF 67.79 1:09.66 5 71.83

Fastest Lap

15 17 THOMPSON/ DEAN BMW Elton1000 58.67 3 85.29

No 46 - Time Includes 10s Penalty for ANTICIPATING THE START

Start Time : 11:59

Mallory Park

14 Apr 19 12:12

Clerk of Course :

Time Issued :

Chief Timekeeper : Graham Marshall

THESE RESULTS ARE PROVISIONAL UNTIL THE CONCLUSION OF ANY JUDICIAL AND TECHNICAL MATTERS

HS Sports Timing and Results Systems - Results and Lap Times at www.hssports.co.uk



RESULT - RACE 25

EVENT 23a

PI	No	Evt	Name	Machine	Laps	Time	MPH	Best Lap on	MPH
1	656	23a	DAVENPORT/ DAVENPORT	Aprilia RS	8	9:14.08	72.25	1:07.53	3 74.10

Fastest Lap

656 23a DAVENPORT/ DAVENPORT Aprilia RS 1:07.53 3 74.10

No 46 - Time Includes 10s Penalty for ANTICIPATING THE START

Start Time : 11:59

Mallory Park

14 Apr 19 12:12

Clerk of Course :

Time Issued :

Chief Timekeeper : Graham Marshall

THESE RESULTS ARE PROVISIONAL UNTIL THE CONCLUSION OF ANY JUDICIAL AND TECHNICAL MATTERS

HS Sports Timing and Results Systems - Results and Lap Times at www.hssports.co.uk


RACE GRID

EVENTS 15, 16, 17 & 23A

RACE 25

ROW 8	88 01:25.890 PEARSON/ PEARSON	441 01:18.770 PICKUP/ PICKUP
ROW 7	87 01:14.350 SYKES/ RUTH	78 01:13.550 WICKETT/ DUPLOCK
ROW 6	119 01:12.860 TEAGLES/ BALLAST	31 01:07.810 WESTON/ WESTON
ROW 5	656 01:07.580 DAVENPORT/ DAVENPO	16 01:07.550 HODGSON/ HODGSON
ROW 4	27 01:07.190 HUTCHINSON/ TBA	11 01:04.920 QUIRK/ WESTON
ROW 3	97 01:04.570 DAWSON/ BAR	4 01:03.970 BLEACH/ DAWS
ROW 2	51 01:03.440 ORMROD/ NEAL	187 01:03.440 ABRAHAMS/ ABRAHAM
ROW 1	46 01:01.740 BIBBY/ SIMONS-WESTO	34 01:01.360 TUER/ TUER

POLE



EVENTS 15, 16, 17 & 23A

LAP TIMES - RACE 25

4	BLEACH/ DAWS										
	Lap	1	2	3	4	5	6	7	8	9	10
	1	1:12.94	1:05.01	1:04.60	1:05.07	1:05.05	1:06.00	1:07.37	1:04.57		
11	QUIRK/ WESTON										
	Lap	1	2	3	4	5	6	7	8	9	10
	1	1:14.56	1:05.66	1:04.72	1:04.79	1:05.37	1:04.84	1:04.55	1:05.44		
15	THOMPSON/ DEAN										
	Lap	1	2	3	4	5	6	7	8	9	10
	1	1:08.14	1:01.44	58.67	1:00.02	59.08	1:03.71	1:02.82	1:02.55		
16	HODGSON/ HODGSON										
	Lap	1	2	3	4	5	6	7	8	9	10
	1	1:16.78	1:08.67	1:08.55	1:08.47	1:09.12	1:09.25	1:09.62	1:09.08		
27	HUTCHINSON/ TBA										
	Lap	1	2	3	4	5	6	7	8	9	10
	1	1:15.42	1:06.96	1:06.77	1:06.90	1:07.22	1:06.69	1:07.78	1:08.57		
34	TUER/ TUER										
	Lap	1	2	3	4	5	6	7	8	9	10
	1	1:10.97	1:01.34	1:01.79	1:02.16	1:02.21	1:01.82	1:01.89	1:01.15		
46	BIBBY/ SIMONS-WESTON										
	Lap	1	2	3	4	5	6	7	8	9	10
	1	1:07.81	1:02.81	1:02.69	1:02.24	1:02.36	1:01.87	1:01.39	1:01.58		
51	ORMROD/ NEAL										
	Lap	1	2	3	4	5	6	7	8	9	10
	1	1:07.56	1:02.64	1:02.83	1:02.45	1:02.20	1:01.92	1:03.89	1:04.31		
69	BOOTE/ MORRIS										
	Lap	1	2	3	4	5	6	7	8	9	10
	1	1:18.00	1:05.72	1:05.45	1:04.90	1:04.15	1:04.20	1:04.02	1:04.79		
78	WICKETT/ DUPLOCK										
	Lap	1	2	3	4	5	6	7	8	9	10
	1	1:22.20	1:13.32	1:12.36	1:11.13	1:11.64	1:11.64	1:11.03			
87	SYKES/ RUTH										
	Lap	1	2	3	4	5	6	7	8	9	10
	1	1:20.83	1:13.91	1:14.12	1:13.13	1:13.70	1:13.90	1:14.54			
97	DAWSON/ BAR										
	Lap	1	2	3	4	5	6	7	8	9	10
	1	1:12.32									
119	TEAGLES/ BALLAST										
	Lap	1	2	3	4	5	6	7	8	9	10
	1	1:22.52	1:13.56	1:13.40	1:09.92	1:09.66					

187 ABRAHAMS/ ABRAHAMS

Lap	1	2	3	4	5	6	7	8	9	10
1	1:07.40	1:02.16	1:03.12	1:02.60	1:02.28	1:01.97	1:05.44	1:02.95		

441 PICKUP/ PICKUP

Lap	1	2	3	4	5	6	7	8	9	10
1	1:30.59	1:19.41	1:18.79	1:19.19	1:19.30	1:20.82	1:18.55			

656 DAVENPORT/ DAVENPORT

Lap	1	2	3	4	5	6	7	8	9	10
1	1:16.02	1:08.90	1:07.53	1:07.72	1:08.03	1:08.27	1:08.69	1:08.92		

Lap Chart

EVENTS 15, 16, 17 & 23A - RACE 25

Lap 1		Lap 2		Lap 3		Lap 4		Lap 5		Lap 6		Lap 7		Lap 8		Lap 9		Lap 10		
No	Time	No	Time	No	Time	No	Time	No	Time	No	Time	No	Time	No	Time	No	Time	No	Time	
187	1:07.40	187	2:09.56	15	3:08.25	15	4:08.27	15	5:07.35	15	6:11.06	15	7:13.88	15	8:16.43					
51	1:07.56	15	2:09.58	187	3:12.68	441	4:08.79 *1	187	5:17.56	87	6:15.69 *1	46	7:21.17	34	8:23.33					
46	1:07.81	51	2:10.20	51	3:13.03	187	4:15.28	51	5:17.68	187	6:19.53	34	7:22.18	51	8:27.80					
15	1:08.14	46	2:10.62	46	3:13.31	51	4:15.48	46	5:17.91	51	6:19.60	78	7:22.29 *1	187	8:27.92					
34	1:10.97	34	2:12.31	34	3:14.10	46	4:15.55	34	5:18.47	46	6:19.78	51	7:23.49	46	8:32.75					
97	1:12.32	4	2:17.95	4	3:22.55	34	4:16.26	441	5:27.98 *1	34	6:20.29	187	7:24.97	78	8:33.32 *1					
4	1:12.94	11	2:20.22	11	3:24.94	4	4:27.62	4	5:32.67	4	6:38.67	87	7:29.59 *1	87	8:44.13 *1					
11	1:14.56	27	2:22.38	27	3:29.15	11	4:29.73	11	5:35.10	11	6:39.94	11	7:44.49	11	8:49.93					
27	1:15.42	69	2:23.72	69	3:29.17	69	4:34.07	69	5:38.22	69	6:42.42	4	7:46.04	4	8:50.61					
656	1:16.02	656	2:24.92	656	3:32.45	27	4:36.05	27	5:43.27	441	6:47.28 *1	69	7:46.44	69	8:51.23					
16	1:16.78	16	2:25.45	16	3:34.00	656	4:40.17	656	5:48.20	27	6:49.96	27	7:57.74	27	9:06.31					
69	1:18.00	87	2:34.74	78	3:47.88	16	4:42.47	16	5:51.59	656	6:56.47	656	8:05.16	656	9:14.08					
87	1:20.83	78	2:35.52	87	3:48.86	78	4:59.01	119	6:09.06	16	7:00.84	441	8:08.10 *1	16	9:19.54					
78	1:22.20	119	2:36.08	119	3:49.48	119	4:59.40	78	6:10.65			16	8:10.46	441	9:26.65 *1					
119	1:22.52	441	2:50.00					87	5:01.99											
441	1:30.59																			

BRITISH HISTORIC RACING

EVENTS 7 & 12

RESULT - RACE 26

PI	No	Evt	Name	Machine	Laps	Time	Behind	MPH	Best Lap on	MPH
1	125	7	Andy MOLNAR	Norton Manx 499	8	8:01.65		83.11	58.48	8 85.57
2	74	7	Dave MATRAVERS	Seeley G50	8	8:02.06	0.41	83.04	58.35	8 85.76
3	142	7	Steve HANDS	BSA Manx Goldstar 500	8	8:03.60	1.95	82.78	59.07	4 84.71
4	161	7	Tyler SCOTHERN	BSA B50	8	8:16.67	15.02	80.60	1:00.12	8 83.23
5	100	12	Andy HUNT	Ducati Steelcraft 250	8	8:23.70	22.05	79.48	1:01.17	3 81.80
6	94	12	Geoff MILLS	Ducati Harrison 250	8	8:35.36	33.71	77.68	1:03.32	8 79.03
7	165	12	Jim PORTER	Ducati Sebring 350	8	8:37.70	36.05	77.33	1:03.62	5 78.65
8	42	7	Tony AINLEY	Velocette Venom 499	8	8:44.40	42.75	76.34	1:03.72	6 78.53
9	22	12	Rod GRAHAM	Ducati MKIII 350	8	8:45.29	43.64	76.21	1:04.14	5 78.02
10	68	7	Keith RILEY	BSA B50	8	8:52.96	51.31	75.11	1:05.22	3 76.72
11	248	12	Andrew PIGGOTT	Ducati Saxon 350	8	9:06.36	1:04.71	73.27	1:05.92	2 75.91

Fastest Lap

74 7 Dave MATRAVERS Seeley G50 58.35 8 85.76

Start Time : 12:13

Mallory Park

14 Apr 19 12:29

Clerk of Course :

Time Issued :

Chief Timekeeper : Graham Marshall

THESE RESULTS ARE PROVISIONAL UNTIL THE CONCLUSION OF ANY JUDICIAL AND TECHNICAL MATTERS

HS Sports Timing and Results Systems - Results and Lap Times at www.hssports.co.uk

BRITISH HISTORIC RACING

RESULT - RACE 26

EVENT 12

PI	No	Evt	Name	Machine	Laps	Time	MPH	Best Lap on	MPH
1	100	12	Andy HUNT	Ducati Steelcraft 250	8	8:23.70	79.48	1:01.17	3 81.80
2	94	12	Geoff MILLS	Ducati Harrison 250	8	8:35.36	77.68	1:03.32	8 79.03
3	165	12	Jim PORTER	Ducati Sebring 350	8	8:37.70	77.33	1:03.62	5 78.65
4	22	12	Rod GRAHAM	Ducati MKIII 350	8	8:45.29	76.21	1:04.14	5 78.02
5	248	12	Andrew PIGGOTT	Ducati Saxon 350	8	9:06.36	73.27	1:05.92	2 75.91

Fastest Lap

100 12 Andy HUNT Ducati Steelcraft 250 1:01.17 3 81.80

EVENT 7

PI	No	Evt	Name	Machine	Laps	Time	MPH	Best Lap on	MPH
1	125	7	Andy MOLNAR	Norton Manx 499	8	8:01.65	83.11	58.48	8 85.57
2	74	7	Dave MATRAVERS	Seeley G50	8	8:02.06	83.04	58.35	8 85.76
3	142	7	Steve HANDS	BSA Manx Goldstar 500	8	8:03.60	82.78	59.07	4 84.71
4	161	7	Tyler SCOTHERN	BSA B50	8	8:16.67	80.60	1:00.12	8 83.23
5	42	7	Tony AINLEY	Velocette Venom 499	8	8:44.40	76.34	1:03.72	6 78.53
6	68	7	Keith RILEY	BSA B50	8	8:52.96	75.11	1:05.22	3 76.72

Fastest Lap

74 7 Dave MATRAVERS Seeley G50 58.35 8 85.76

Start Time : 12:13

Mallory Park

14 Apr 19 12:29


Clerk of Course :

Time Issued :


Chief Timekeeper : Graham Marshall

THESE RESULTS ARE PROVISIONAL UNTIL THE CONCLUSION OF ANY JUDICIAL AND TECHNICAL MATTERS

HS Sports Timing and Results Systems - Results and Lap Times at www.hssports.co.uk




RACE GRID



EVENTS 7 & 12

RACE 26

ROW 4	248 01:09.630 Andrew PIGGOTT	234 01:06.600 David LINSDELL	189 01:06.600 Gary ABBOTT
ROW 3	94 01:04.380 Geoff MILLS	165 01:03.730 Jim PORTER	12 01:01.410 Stevan RADA KOVIC
ROW 2	161 01:00.660 Tyler SCOTHERN	100 59.780 Andy HUNT	142 59.530 Steve HANDS
ROW 1	74 59.430 Dave MATRAVERS	125 57.670 Andy MOLNAR	135 57.360 Jason MARKHAM
POLE			



EVENTS 7 & 12

LAP TIMES - RACE 26

22 Rod GRAHAM

Lap	1	2	3	4	5	6	7	8	9	10
1	1:12.64	1:05.03	1:04.98	1:04.54	1:04.14	1:04.77	1:04.18	1:05.01		

42 Tony AINLEY

Lap	1	2	3	4	5	6	7	8	9	10
1	1:12.29	1:05.00	1:04.73	1:04.64	1:04.62	1:03.72	1:05.02	1:04.38		

68 Keith RILEY

Lap	1	2	3	4	5	6	7	8	9	10
1	1:13.66	1:05.35	1:05.22	1:05.80	1:05.23	1:05.75	1:06.45	1:05.50		

74 Dave MATRAVERS

Lap	1	2	3	4	5	6	7	8	9	10
1	1:07.34	1:00.72	58.80	58.71	59.65	59.44	59.05	58.35		

94 Geoff MILLS

Lap	1	2	3	4	5	6	7	8	9	10
1	1:10.87	1:03.81	1:03.36	1:03.43	1:03.43	1:03.40	1:03.74	1:03.32		

100 Andy HUNT

Lap	1	2	3	4	5	6	7	8	9	10
1	1:06.48	1:01.58	1:01.17	1:02.61	1:02.55	1:02.22	1:02.10	1:04.99		

125 Andy MOLNAR

Lap	1	2	3	4	5	6	7	8	9	10
1	1:05.34	1:00.58	58.93	59.98	1:00.28	59.37	58.69	58.48		

142 Steve HANDS

Lap	1	2	3	4	5	6	7	8	9	10
1	1:06.76	1:01.23	59.76	59.07	59.25	59.25	59.22	59.07		

161 Tyler SCOTHERN

Lap	1	2	3	4	5	6	7	8	9	10
1	1:08.45	1:00.63	1:00.69	1:02.17	1:02.53	1:01.30	1:00.78	1:00.12		

165 Jim PORTER

Lap	1	2	3	4	5	6	7	8	9	10
1	1:09.33	1:04.67	1:04.38	1:03.87	1:03.62	1:03.93	1:04.19	1:03.71		

248 Andrew PIGGOTT

Lap	1	2	3	4	5	6	7	8	9	10
1	1:13.94	1:05.92	1:06.13	1:07.91	1:08.19	1:07.93	1:07.86	1:08.48		

Lap Chart

EVENTS 7 & 12 - RACE 26

Lap 1		Lap 2		Lap 3		Lap 4		Lap 5		Lap 6		Lap 7		Lap 8		Lap 9		Lap 10	
No	Time	No	Time	No	Time	No	Time	No	Time	No	Time	No	Time	No	Time	No	Time	No	Time
125	1:05.34	125	2:05.92	125	3:04.85	125	4:04.83	125	5:05.11	125	6:04.48	125	7:03.17	125	8:01.65				
100	1:06.48	142	2:07.99	74	3:06.86	74	4:05.57	74	5:05.22	74	6:04.66	74	7:03.71	74	8:02.06				
142	1:06.76	74	2:08.06	142	3:07.75	142	4:06.82	142	5:06.07	142	6:05.31	142	7:04.53	142	8:03.60				
74	1:07.34	100	2:08.06	100	3:09.23	100	4:11.84	100	5:14.39	161	6:15.77	161	7:16.55	161	8:16.67				
161	1:08.45	161	2:09.08	161	3:09.77	161	4:11.94	161	5:14.47	100	6:16.61	100	7:18.71	100	8:23.70				
165	1:09.33	165	2:14.00	94	3:18.04	94	4:21.47	94	5:24.90	94	6:28.30	94	7:32.04	94	8:35.36				
94	1:10.87	94	2:14.68	165	3:18.38	165	4:22.25	165	5:25.87	165	6:29.80	165	7:33.99	165	8:37.70				
42	1:12.29	42	2:17.29	42	3:22.02	42	4:26.66	42	5:31.28	42	6:35.00	42	7:40.02	42	8:44.40				
22	1:12.64	22	2:17.67	22	3:22.65	22	4:27.19	22	5:31.33	22	6:36.10	22	7:40.28	22	8:45.29				
68	1:13.66	68	2:19.01	68	3:24.23	68	4:30.03	68	5:35.26	68	6:41.01	68	7:47.46	68	8:52.96				
248	1:13.94	248	2:19.86	248	3:25.99	248	4:33.90	248	5:42.09	248	6:50.02	248	7:57.88	248	9:06.36				



EVENT 25 - MORGAN THREE WHEELER CHAMPIONSHIP

RESULT - RACE 27

PI	No	Evt	Name	Machine	Laps	Time	Behind	MPH	Best Lap on	MPH
1	34	25	TUER/ TUER	Morgan Racing 1208	8	8:38.70		77.18	1:01.06	4 81.95
2	76	25	PIKE/ RARKO	Morgan 5 speeder 2100	8	8:41.76	3.06	76.72	1:03.57	2 78.72
3	46	25	BIBBY/ HEANEY	Morgan Jap Racing 1208	8	9:08.39	29.69	73.00	1:05.61	2 76.27
4	16	25	HODGSON/ HODGSON	Morgan F2 1172	8	9:35.71	57.01	69.54	1:08.52	3 73.03
5	21	25	COWLEY/ BRIDGE	Morgan Super Aero 1278	8	9:36.48	57.78	69.44	1:10.56	2 70.92
6	52	25	CLAY/ JONES	Morgan 3 Wheeler	7	8:41.86	1 Lap	67.12	1:11.97	7 69.53
<u>Not-Classified</u>										
	441	25	PICKUP/ PICKUP	Morgan1046	1	1:30.02	DNF	55.59		0 0.00
<u>Fastest Lap</u>										
	34	25	TUER/ TUER	Morgan Racing 1208					1:01.06	4 81.95

Start Time : 12:25

Mallory Park

14 Apr 19 12:36


Clerk of Course :

Time Issued :


Chief Timekeeper : Graham Marshall

THESE RESULTS ARE PROVISIONAL UNTIL THE CONCLUSION OF ANY JUDICIAL AND TECHNICAL MATTERS

HS Sports Timing and Results Systems - Results and Lap Times at www.hssports.co.uk




RACE GRID



EVENT 25 - MORGAN THREE WHEELER CHAMPIONSHIP

RACE 27

ROW 4		441 01:14.150 PICKUP/ PICKUP	
ROW 3	52 01:13.990 CLAY/ JONES		21 01:07.520 COWLEY/ BRIDGE
ROW 2	16 01:06.920 HODGSON/ HODGSON	46 01:04.270 BIBBY/ HEANEY	
ROW 1	76 01:04.250 PIKE/ RARKO		34 01:02.210 TUER/ TUER
POLE			



EVENT 25 - MORGAN THREE WHEELER CHAMPIONSHIP

LAP TIMES - RACE 27

16	HODGSON/ HODGSON										
	Lap	1	2	3	4	5	6	7	8	9	10
	1	1:16.16	1:12.48	1:08.52	1:12.03	1:12.58	1:12.51	1:11.56	1:09.87		

21	COWLEY/ BRIDGE										
	Lap	1	2	3	4	5	6	7	8	9	10
	1	1:17.11	1:10.56	1:10.73	1:11.91	1:11.57	1:12.02	1:11.62	1:10.96		

34	TUER/ TUER										
	Lap	1	2	3	4	5	6	7	8	9	10
	1	1:16.58	1:01.36	1:04.75	1:01.06	1:02.44	1:04.85	1:04.70	1:02.96		

46	BIBBY/ HEANEY										
	Lap	1	2	3	4	5	6	7	8	9	10
	1	1:12.19	1:05.61	1:07.11	1:07.27	1:09.83	1:08.02	1:09.19	1:09.17		

52	CLAY/ JONES										
	Lap	1	2	3	4	5	6	7	8	9	10
	1	1:22.33	1:14.49	1:13.99	1:13.32	1:12.83	1:12.93	1:11.97			

76	PIKE/ RARKO										
	Lap	1	2	3	4	5	6	7	8	9	10
	1	1:10.89	1:03.57	1:03.68	1:03.97	1:03.91	1:04.80	1:05.30	1:05.64		

441	PICKUP/ PICKUP										
	Lap	1	2	3	4	5	6	7	8	9	10
	1	1:30.02									

Lap Chart

EVENT 25 - MORGAN THREE WHEELER CHAMPIONSHIP - RACE 27

Lap 1		Lap 2		Lap 3		Lap 4		Lap 5		Lap 6		Lap 7		Lap 8		Lap 9		Lap 10	
No	Time	No	Time	No	Time	No	Time	No	Time	No	Time	No	Time	No	Time	No	Time	No	Time
76	1:10.89	76	2:14.46	76	3:18.14	76	4:22.11	76	5:26.02	76	6:30.82	34	7:35.74	34	8:38.70				
46	1:12.19	46	2:17.80	34	3:22.69	34	4:23.75	34	5:26.19	34	6:31.04	76	7:36.12	76	8:41.76				
16	1:16.16	34	2:17.94	46	3:24.91	46	4:32.18	46	5:42.01	46	6:50.03	46	7:59.22	52	8:41.86	*1			
34	1:16.58	21	2:27.67	16	3:37.16	16	4:49.19	16	6:01.77	21	7:13.90	21	8:25.52	46	9:08.39				
21	1:17.11	16	2:28.64	21	3:38.40	21	4:50.31	21	6:01.88	16	7:14.28	16	8:25.84	16	9:35.71				
52	1:22.33	52	2:36.82	52	3:50.81	52	5:04.13	52	6:16.96	52	7:29.89			21	9:36.48				
441	1:30.02																		



EVENT 50 - BONHAMS AUCTIONEERS CHAMPIONSHIP

RESULT - RACE 28

PI	No	Evt	Name	Machine	Laps	Time	Behind	MPH	Best Lap on	MPH
1	71	50	Garry HIRONS	Norton Interpol 2 588	8	8:15.45		80.80	1:00.89	3 82.18
2	123	50	Ralph COLDWELL	Norton Seeley 920	8	8:29.00	13.55	78.65	1:01.42	8 81.47
3	195	50	Graham BULLER	Norton Lowboy 340	8	8:29.63	14.18	78.55	1:02.08	4 80.61
4	264	50	Nic POWELL	Moto Guzzi 750	8	8:31.02	15.57	78.34	1:02.16	8 80.50
5	257	50	Richard STUBBS	BMW R100	8	8:33.81	18.36	77.91	1:02.78	8 79.71
6	88	50	James INMAN	Harris XR600 Honda	8	8:58.70	43.25	74.31	1:05.54	8 76.35
7	87	50	Shaun MULLIGAN	Yamaha SR500	8	9:00.32	44.87	74.09	1:05.83	7 76.01
8	289	50	Pete KIRBY	Norton Interpol 2 588	8	9:13.29	57.84	72.35	1:04.89	2 77.12
9	273	50	Tony HAYWOOD	Norton Rotary 588	8	9:13.30	57.85	72.35	1:06.69	2 75.03
10	68	50	Keith RILEY	Velocette KSS 348	7	8:30.28	1 Lap	68.64	1:11.33	5 70.15
11	64	50	Mike LEY	BSA A10 650	7	9:04.08	1 Lap	64.38	1:16.10	2 65.76
12	109	50	John FIELDHOUSE	Velocette Viper 350	7	9:04.82	1 Lap	64.29	1:15.20	7 66.54
13	177	50	Anthony HAZLEDINE	Egl - Vincent Comet 500	7	9:05.04	1 Lap	64.27	1:16.01	7 65.83
Not-Classified										
139	50		Gareth ROBERTS	Laverda Montjuic 500	3	3:48.80	DNF	65.61	1:11.83	2 69.66
166	50		Les WHISTON	BSA Rocket 3 750	2	2:12.76	DNF	75.38	1:02.89	2 79.57
57	50		Jack SCRIVENER	Aermacchi Ala D'Oro	2	2:16.91	DNF	73.10	1:05.70	2 76.16

Fastest Lap

71 50 Garry HIRONS Norton Interpol 2 588 1:00.89 3 82.18

RESULT PRIOR TO APPLYING HANDICAP

Start Time : 12:39

Mallory Park

14 Apr 19 13:25

Clerk of Course :

Time Issued :

Chief Timekeeper : Graham Marshall

THESE RESULTS ARE PROVISIONAL UNTIL THE CONCLUSION OF ANY JUDICIAL AND TECHNICAL MATTERS

HS Sports Timing and Results Systems - Results and Lap Times at www.hssports.co.uk



EVENT 50 - BONHAMS AUCTIONEERS CHAMPIONSHIP

RESULT - RACE 28 - AFTER APPLICATION OF HANDICAP

PI	No	Evt	Name	Machine	Laps	Time	Behind	MPH	Best Lap on	MPH
1	64	50	Mike LEY	BSA A10 650	8	10:21.07		64.46	1:16.10	2 65.76
2	109	50	John FIELDHOUSE	Velocette Viper 350	8	10:21.29	0.22	64.43	1:15.20	7 66.54
3	177	50	Anthony HAZLEDINE	Egl - Vincent Comet 500	8	10:22.44	1.37	64.32	1:16.01	7 65.83
4	264	50	Nic POWELL	Moto Guzzi 750	8	10:23.02	1.95	64.25	1:02.16	8 80.50
5	195	50	Graham BULLER	Norton Lowboy 340	8	10:23.63	2.56	64.19	1:02.08	4 80.61
6	257	50	Richard STUBBS	BMW R100	8	10:24.81	3.74	64.07	1:02.78	8 79.71
7	273	50	Tony HAYWOOD	Norton Rotary 588	8	10:26.30	5.23	63.92	1:06.69	2 75.03
8	88	50	James INMAN	Harris XR600 Honda	8	10:26.70	5.63	63.88	1:05.54	8 76.35
9	123	50	Ralph COLDWELL	Norton Seeley 920	8	10:27.00	5.93	63.85	1:01.42	8 81.47
10	71	50	Garry HIRONS	Norton Interpol 2 588	8	10:31.45	10.38	63.40	1:00.89	3 82.18
11	87	50	Shaun MULLIGAN	Yamaha SR500	8	10:36.32	15.25	62.91	1:05.83	7 76.01
12	68	50	Keith RILEY	Velocette KSS 348	8	10:47.03	25.96	61.87	1:11.33	5 70.15
13	289	50	Pete KIRBY	Norton Interpol 2 588	8	11:01.29	40.22	60.54	1:04.89	2 77.12

Not-Classified

139	50	Gareth ROBERTS	Laverda Montjuic 500	3	3:48.80	DNF	65.61	1:11.83	2 69.66
166	50	Les WHISTON	BSA Rocket 3 750	2	2:12.76	DNF	75.38	1:02.89	2 79.57
57	50	Jack SCRIVENER	Aermacchi Ala D'Oro	2	2:16.91	DNF	73.10	1:05.70	2 76.16

Fastest Lap

71	50	Garry HIRONS	Norton Interpol 2 588					1:00.89	3 82.18
----	----	--------------	-----------------------	--	--	--	--	---------	---------

HANDICAP APPLIED TO 8 LAP RACE RESULT

Start Time : 12:39

Mallory Park

14 Apr 19 13:27

Clerk of Course :

Time Issued :

Chief Timekeeper : Graham Marshall

THESE RESULTS ARE PROVISIONAL UNTIL THE CONCLUSION OF ANY JUDICIAL AND TECHNICAL MATTERS

HS Sports Timing and Results Systems - Results and Lap Times at www.hssports.co.uk

EVENT 50 - BONHAMS AUCTIONEERS CHAMPIONSHIP

LAP TIMES - RACE 28

57	Jack SCRIVENER										
Lap	1	2	3	4	5	6	7	8	9	10	
1	1:11.21	1:05.70									
64	Mike LEY										
Lap	1	2	3	4	5	6	7	8	9	10	
1	1:22.15	1:16.10	1:17.65	1:17.08	1:17.46	1:16.37	1:17.27				
68	Keith RILEY										
Lap	1	2	3	4	5	6	7	8	9	10	
1	1:19.81	1:12.00	1:12.10	1:11.54	1:11.33	1:11.76	1:11.74				
71	Garry HIRONS										
Lap	1	2	3	4	5	6	7	8	9	10	
1	1:05.90	1:01.40	1:00.89	1:01.15	1:02.48	1:01.07	1:01.67	1:00.89			
87	Shaun MULLIGAN										
Lap	1	2	3	4	5	6	7	8	9	10	
1	1:15.00	1:06.22	1:07.27	1:06.67	1:06.37	1:06.44	1:05.83	1:06.52			
88	James INMAN										
Lap	1	2	3	4	5	6	7	8	9	10	
1	1:13.29	1:07.02	1:06.69	1:07.29	1:06.45	1:06.14	1:06.28	1:05.54			
109	John FIELDHOUSE										
Lap	1	2	3	4	5	6	7	8	9	10	
1	1:26.02	1:16.32	1:16.57	1:16.42	1:17.79	1:16.50	1:15.20				
123	Ralph COLDWELL										
Lap	1	2	3	4	5	6	7	8	9	10	
1	1:11.32	1:02.75	1:04.62	1:01.62	1:01.71	1:03.76	1:01.80	1:01.42			
139	Gareth ROBERTS										
Lap	1	2	3	4	5	6	7	8	9	10	
1	1:23.66	1:11.83	1:13.31								
166	Les WHISTON										
Lap	1	2	3	4	5	6	7	8	9	10	
1	1:09.87	1:02.89									
177	Anthony HAZLEDINE										
Lap	1	2	3	4	5	6	7	8	9	10	
1	1:26.67	1:16.40	1:16.50	1:16.39	1:16.47	1:16.60	1:16.01				
195	Graham BULLER										
Lap	1	2	3	4	5	6	7	8	9	10	
1	1:11.25	1:03.30	1:02.77	1:02.08	1:02.66	1:02.84	1:02.45	1:02.28			
257	Richard STUBBS										
Lap	1	2	3	4	5	6	7	8	9	10	
1	1:09.52	1:03.78	1:02.99	1:03.64	1:03.05	1:04.66	1:03.39	1:02.78			

264 Nic POWELL

Lap	1	2	3	4	5	6	7	8	9	10
1	1:08.67	1:03.35	1:03.72	1:02.96	1:03.37	1:03.93	1:02.86	1:02.16		

273 Tony HAYWOOD

Lap	1	2	3	4	5	6	7	8	9	10
1	1:15.62	1:06.69	1:09.20	1:09.70	1:08.29	1:08.15	1:08.28	1:07.37		

289 Pete KIRBY

Lap	1	2	3	4	5	6	7	8	9	10
1	1:09.00	1:04.89	1:05.66	1:09.28	1:14.46	1:14.37	1:08.03	1:07.60		

Lap Chart

EVENT 50 - BONHAMS AUCTIONEERS CHAMPIONSHIP - RACE 28

Lap 1		Lap 2		Lap 3		Lap 4		Lap 5		Lap 6		Lap 7		Lap 8		Lap 9		Lap 10			
No	Time	No	Time	No	Time	No	Time	No	Time	No	Time	No	Time	No	Time	No	Time	No	Time		
71	1:05.90	71	2:07.30	71	3:08.19	71	4:09.34	71	5:11.82	71	6:12.89	71	7:14.56	71	8:15.45						
264	1:08.67	264	2:12.02	264	3:15.74	264	4:18.70	64	5:12.98 *1	195	6:24.90	68	7:18.54 *1	123	8:29.00						
289	1:09.00	166	2:12.76	257	3:16.29	195	4:19.40	109	5:15.33 *1	123	6:25.78	195	7:27.35	195	8:29.63						
257	1:09.52	257	2:13.30	195	3:17.32	257	4:19.93	177	5:15.96 *1	264	6:26.00	123	7:27.58	68	8:30.28 *1						
166	1:09.87	289	2:13.89	123	3:18.69	123	4:20.31	123	5:22.02	257	6:27.64	264	7:28.86	264	8:31.02						
57	1:11.21	123	2:14.07	289	3:19.55	289	4:28.83	195	5:22.06	64	6:30.44 *1	257	7:31.03	257	8:33.81						
195	1:11.25	195	2:14.55	88	3:27.00	88	4:34.29	264	5:22.07	177	6:32.43 *1	64	7:46.81 *1	88	8:58.70						
123	1:11.32	57	2:16.91	87	3:28.49	87	4:35.16	257	5:22.98	109	6:33.12 *1	177	7:49.03 *1	87	9:00.32						
88	1:13.29	88	2:20.31	273	3:31.51	273	4:41.21	88	5:40.74	88	6:46.88	109	7:49.62 *1	64	9:04.08 *1						
87	1:15.00	87	2:21.22	68	3:43.91	68	4:55.45	87	5:41.53	87	6:47.97	88	7:53.16	109	9:04.82 *1						
273	1:15.62	273	2:22.31	139	3:48.80			289	5:43.29	273	6:57.65	87	7:53.80	177	9:05.04 *1						
68	1:19.81	68	2:31.81	64	3:55.90			273	5:49.50	289	6:57.66	289	8:05.69	289	9:13.29						
64	1:22.15	139	2:35.49	109	3:58.91			68	6:06.78			273	8:05.93	273	9:13.30						
139	1:23.66	64	2:38.25	177	3:59.57																
109	1:26.02	109	2:42.34																		
177	1:26.67	177	2:43.07																		

BRITISH HISTORIC RACING

EVENTS 2, 3, 4, 11, 23, 31 & MZ Supa5

RESULT - RACE 29

PI	No	Evt	Name	Machine	Laps	Time	Behind	MPH	Best Lap on	MPH
1	9	23	William GRANT	Honda RS 124	8	8:25.96		79.12	1:01.29	7 81.64
2	100	3	Andy HUNT	Ducati Steelcraft 250	8	8:26.07	0.11	79.10	1:01.00	8 82.03
3	94	3	Geoff MILLS	Ducati Harrison 250	8	8:31.24	5.28	78.30	1:02.39	4 80.21
4	36	11	Ian SCUTT	BSA Bantam 125	8	8:31.59	5.63	78.25	1:02.44	8 80.14
5	233	11	Tom SNOW	BSA Bantam 125	8	8:33.47	7.51	77.96	1:02.54	5 80.01
6	195	4	Graham BULLER	Norton 40M 349	8	8:36.54	10.58	77.50	1:02.79	2 79.69
7	148	23	Reg SQUIRES	Honda RS125	8	8:38.45	12.49	77.21	1:02.48	3 80.09
8	47	2	Mervyn STRATFORD	Rudge 249	8	8:38.46	12.50	77.21	1:02.44	3 80.14
9	150	11	Robert DUESBURY	BSA Bantam	8	9:06.37	40.41	73.27	1:06.91	5 74.79
10	248	3	Andrew PIGGOTT	Ducati MKIII 250	8	9:16.95	50.99	71.88	1:08.02	2 73.57
11	118	MZ	Charlie OLLIS	MZ TS250/1	8	9:19.35	53.39	71.57	1:08.51	3 73.04
12	24	11	Joao QUINTANEIRO	BSA Bantam 175	8	9:32.62	1:06.66	69.91	1:09.46	8 72.04
13	223	11	Andrew FRASER	BSA Bantam 125	7	8:26.53	1 Lap	69.15	1:10.62	4 70.86
14	68	4	Keith RILEY	Velocette KSS 348	7	8:42.35	1 Lap	67.06	1:11.22	6 70.26
15	52	11	Robbie BROWN	BSA Bantam 183	7	8:46.44	1 Lap	66.54	1:11.13	3 70.35
16	295	MZ	Charles OLLIS	MZ Supa 5 250	7	8:51.36	1 Lap	65.92	1:12.91	7 68.63
17	126	MZ	Roland SHERBOURNE	MZ Supa 5 249	7	8:52.55	1 Lap	65.77	1:13.22	7 68.34
18	177	31	Anthony HAZLEDINE	Egl - Vincent Comet 500	7	8:55.78	1 Lap	65.38	1:14.52	5 67.15
19	109	4	John FIELDHOUSE	Velocette Viper 350	7	8:57.04	1 Lap	65.22	1:14.74	5 66.95
20	190	31	Tony GREEN	Velocette Mac 350	7	9:18.30	1 Lap	62.74	1:17.62	5 64.47

Fastest Lap

100	3	Andy HUNT	Ducati Steelcraft 250	1:01.00	8	82.03
-----	---	-----------	-----------------------	---------	---	-------

Start Time : 14:17

Mallory Park

14 Apr 19 14:33

Clerk of Course :

Time Issued :

Chief Timekeeper : Graham Marshall

THESE RESULTS ARE PROVISIONAL UNTIL THE CONCLUSION OF ANY JUDICIAL AND TECHNICAL MATTERS

HS Sports Timing and Results Systems - Results and Lap Times at www.hssports.co.uk

BRITISH HISTORIC RACING

RESULT - RACE 29

EVENT 11

PI	No	Evt	Name	Machine	Laps	Time	MPH	Best Lap on	MPH
1	36	11	Ian SCUTT	BSA Bantam 125	8	8:31.59	78.25	1:02.44	8 80.14
2	233	11	Tom SNOW	BSA Bantam 125	8	8:33.47	77.96	1:02.54	5 80.01
3	150	11	Robert DUESBURY	BSA Bantam	8	9:06.37	73.27	1:06.91	5 74.79
4	24	11	Joao QUINTANEIRO	BSA Bantam 175	8	9:32.62	69.91	1:09.46	8 72.04
5	223	11	Andrew FRASER	BSA Bantam 125	7	8:26.53	69.15	1:10.62	4 70.86
6	52	11	Robbie BROWN	BSA Bantam 183	7	8:46.44	66.54	1:11.13	3 70.35

Fastest Lap

47	11	Mervyn STRATFORD	Rudge 249	1:02.44	3	80.14
36	11	Ian SCUTT	BSA Bantam 125	1:02.44	8	80.14

EVENT 2

PI	No	Evt	Name	Machine	Laps	Time	MPH	Best Lap on	MPH
1	47	2	Mervyn STRATFORD	Rudge 249	8	8:38.46	77.21	1:02.44	3 80.14

Fastest Lap

47	2	Mervyn STRATFORD	Rudge 249	1:02.44	3	80.14
36	2	Ian SCUTT	BSA Bantam 125	1:02.44	8	80.14

EVENT 23

PI	No	Evt	Name	Machine	Laps	Time	MPH	Best Lap on	MPH
1	9	23	William GRANT	Honda RS 124	8	8:25.96	79.12	1:01.29	7 81.64
2	148	23	Reg SQUIRES	Honda RS125	8	8:38.45	77.21	1:02.48	3 80.09

Fastest Lap

9	23	William GRANT	Honda RS 124	1:01.29	7	81.64
---	----	---------------	--------------	---------	---	-------

Start Time : 14:17

Mallory Park

14 Apr 19 14:33

Clerk of Course :

Time Issued :

Chief Timekeeper : Graham Marshall

THESE RESULTS ARE PROVISIONAL UNTIL THE CONCLUSION OF ANY JUDICIAL AND TECHNICAL MATTERS

HS Sports Timing and Results Systems - Results and Lap Times at www.hssports.co.uk

BRITISH HISTORIC RACING

RESULT - RACE 29

EVENT 3

PI	No	Evt	Name	Machine	Laps	Time	MPH	Best Lap on	MPH
1	100	3	Andy HUNT	Ducati Steelcraft 250	8	8:26.07	79.10	1:01.00	8 82.03
2	94	3	Geoff MILLS	Ducati Harrison 250	8	8:31.24	78.30	1:02.39	4 80.21
3	248	3	Andrew PIGGOTT	Ducati MKIII 250	8	9:16.95	71.88	1:08.02	2 73.57

Fastest Lap

100 3 Andy HUNT Ducati Steelcraft 250 1:01.00 8 82.03

EVENT 31

PI	No	Evt	Name	Machine	Laps	Time	MPH	Best Lap on	MPH
1	177	31	Anthony HAZLEDINE	Egl - Vincent Comet 500	7	8:55.78	65.38	1:14.52	5 67.15
2	190	31	Tony GREEN	Velocette Mac 350	7	9:18.30	62.74	1:17.62	5 64.47

Fastest Lap

177 31 Anthony HAZLEDINE Egl - Vincent Comet 500 1:14.52 5 67.15

EVENT 4

PI	No	Evt	Name	Machine	Laps	Time	MPH	Best Lap on	MPH
1	195	4	Graham BULLER	Norton 40M 349	8	8:36.54	77.50	1:02.79	2 79.69
2	68	4	Keith RILEY	Velocette KSS 348	7	8:42.35	67.06	1:11.22	6 70.26
3	109	4	John FIELDHOUSE	Velocette Viper 350	7	8:57.04	65.22	1:14.74	5 66.95

Fastest Lap

195 4 Graham BULLER Norton 40M 349 1:02.79 2 79.69

Start Time : 14:17

Mallory Park

14 Apr 19 14:33

Clerk of Course :

Time Issued :

Chief Timekeeper : Graham Marshall

THESE RESULTS ARE PROVISIONAL UNTIL THE CONCLUSION OF ANY JUDICIAL AND TECHNICAL MATTERS

HS Sports Timing and Results Systems - Results and Lap Times at www.hssports.co.uk

BRITISH HISTORIC RACING

RESULT - RACE 29

EVENT MZ

PI	No	Evt	Name	Machine	Laps	Time	MPH	Best Lap on	MPH
1	118	MZ	Charlie OLLIS	MZ TS250/1	8	9:19.35	71.57	1:08.51	3 73.04
2	295	MZ	Charles OLLIS	MZ Supa 5 250	7	8:51.36	65.92	1:12.91	7 68.63
3	126	MZ	Roland SHERBOURNE	MZ Supa 5 249	7	8:52.55	65.77	1:13.22	7 68.34

Fastest Lap

118 MZ Charlie OLLIS MZ TS250/1 1:08.51 3 73.04

Start Time : 14:17

Mallory Park

14 Apr 19 14:33

Clerk of Course :

Time Issued :

Chief Timekeeper : Graham Marshall

THESE RESULTS ARE PROVISIONAL UNTIL THE CONCLUSION OF ANY JUDICIAL AND TECHNICAL MATTERS

HS Sports Timing and Results Systems - Results and Lap Times at www.hssports.co.uk

RACE GRID

EVENTS 2, 3, 4, 11, 23, 31 & MZ Supa5

RACE 29

ROW 7	231 01:18.110 Philip SMITH	109 01:16.320 John FIELDHOUSE	177 01:16.170 Anthony HAZLEDINE
ROW 6	190 01:15.440 Tony GREEN	295 01:14.450 Charles OLLIS	298 01:11.320 Samuel PAGE
ROW 5	223 01:11.320 Andrew FRASER	68 01:10.850 Keith RILEY	52 01:10.290 Robbie BROWN
ROW 4	118 01:09.370 Charlie OLLIS	22 01:08.790 Rod GRAHAM	248 01:07.260 Andrew PIGGOTT
ROW 3	150 01:06.800 Robert DUESBURY	94 01:03.020 Geoff MILLS	36 01:02.890 Ian SCUTT
ROW 2	47 01:02.480 Mervyn STRATFORD	148 01:02.380 Reg SQUIRES	233 01:02.290 Tom SNOW
ROW 1	195 01:02.030 Graham BULLER	100 01:01.890 Andy HUNT	9 01:01.230 William GRANT
POLE			

EVENTS 2, 3, 4, 11, 23, 31 & MZ Supa5

LAP TIMES - RACE 29

9	William GRANT										
	Lap	1	2	3	4	5	6	7	8	9	10
	1	1:11.06	1:03.43	1:02.53	1:01.89	1:02.09	1:02.19	1:01.29	1:01.48		
24	Joao QUINTANEIRO										
	Lap	1	2	3	4	5	6	7	8	9	10
	1	1:20.17	1:10.70	1:10.32	1:10.58	1:10.45	1:10.63	1:10.31	1:09.46		
36	Ian SCUTT										
	Lap	1	2	3	4	5	6	7	8	9	10
	1	1:10.43	1:02.51	1:03.02	1:02.98	1:03.11	1:03.19	1:03.91	1:02.44		
47	Mervyn STRATFORD										
	Lap	1	2	3	4	5	6	7	8	9	10
	1	1:10.48	1:03.98	1:02.44	1:03.44	1:03.58	1:03.67	1:05.18	1:05.69		
52	Robbie BROWN										
	Lap	1	2	3	4	5	6	7	8	9	10
	1	1:18.74	1:11.89	1:11.13	1:16.80	1:15.46	1:16.49	1:15.93			
68	Keith RILEY										
	Lap	1	2	3	4	5	6	7	8	9	10
	1	1:21.10	1:21.95	1:13.21	1:12.09	1:11.54	1:11.22	1:11.24			
94	Geoff MILLS										
	Lap	1	2	3	4	5	6	7	8	9	10
	1	1:09.12	1:03.71	1:02.95	1:02.39	1:03.01	1:03.35	1:03.59	1:03.12		
100	Andy HUNT										
	Lap	1	2	3	4	5	6	7	8	9	10
	1	1:08.29	1:02.75	1:02.27	1:02.49	1:02.58	1:03.62	1:03.07	1:01.00		
109	John FIELDHOUSE										
	Lap	1	2	3	4	5	6	7	8	9	10
	1	1:22.70	1:14.82	1:14.88	1:15.38	1:14.74	1:17.78	1:16.74			
118	Charlie OLLIS										
	Lap	1	2	3	4	5	6	7	8	9	10
	1	1:16.68	1:08.66	1:08.51	1:09.04	1:09.01	1:08.97	1:09.14	1:09.34		
126	Roland SHERBOURNE										
	Lap	1	2	3	4	5	6	7	8	9	10
	1	1:23.34	1:14.99	1:15.10	1:15.76	1:14.18	1:15.96	1:13.22			
148	Reg SQUIRES										
	Lap	1	2	3	4	5	6	7	8	9	10
	1	1:12.11	1:03.63	1:02.48	1:03.26	1:02.78	1:03.85	1:04.88	1:05.46		
150	Robert DUESBURY										
	Lap	1	2	3	4	5	6	7	8	9	10
	1	1:14.82	1:07.25	1:07.55	1:06.96	1:06.91	1:06.94	1:07.33	1:08.61		

177 Anthony HAZLEDINE

Lap	1	2	3	4	5	6	7	8	9	10
1	1:24.98	1:16.23	1:15.18	1:14.96	1:14.52	1:14.96	1:14.95			

190 Tony GREEN

Lap	1	2	3	4	5	6	7	8	9	10
1	1:27.11	1:17.86	1:18.36	1:17.96	1:17.62	1:19.21	1:20.18			

195 Graham BULLER

Lap	1	2	3	4	5	6	7	8	9	10
1	1:09.65	1:02.79	1:03.05	1:03.30	1:04.06	1:04.21	1:05.06	1:04.42		

223 Andrew FRASER

Lap	1	2	3	4	5	6	7	8	9	10
1	1:20.43	1:10.79	1:11.95	1:10.62	1:10.79	1:10.95	1:11.00			

233 Tom SNOW

Lap	1	2	3	4	5	6	7	8	9	10
1	1:11.43	1:03.35	1:02.71	1:02.89	1:02.54	1:02.86	1:04.42	1:03.27		

248 Andrew PIGGOTT

Lap	1	2	3	4	5	6	7	8	9	10
1	1:14.05	1:08.02	1:08.49	1:08.22	1:09.02	1:09.43	1:09.86	1:09.86		

295 Charles OLLIS

Lap	1	2	3	4	5	6	7	8	9	10
1	1:26.37	1:13.95	1:13.68	1:15.12	1:15.52	1:13.81	1:12.91			

Lap Chart

EVENTS 2, 3, 4, 11, 23, 31 & MZ Supa5 - RACE 29

Lap 1		Lap 2		Lap 3		Lap 4		Lap 5		Lap 6		Lap 7		Lap 8		Lap 9		Lap 10	
No	Time	No	Time	No	Time	No	Time	No	Time	No	Time	No	Time	No	Time	No	Time	No	Time
100	1:08.29	100	2:11.04	100	3:13.31	100	4:15.80	100	5:18.38	100	6:22.00	9	7:24.48	9	8:25.96				
94	1:09.12	195	2:12.44	195	3:15.49	94	4:18.17	9	5:21.00	109	6:22.52 *1	100	7:25.07	100	8:26.07				
195	1:09.65	94	2:12.83	94	3:15.78	195	4:18.79	94	5:21.18	9	6:23.19	94	7:28.12	223	8:26.53 *1				
36	1:10.43	36	2:12.94	36	3:15.96	9	4:18.91	190	5:21.29 *1	126	6:23.37 *1	36	7:29.15	94	8:31.24				
47	1:10.48	47	2:14.46	47	3:16.90	36	4:18.94	36	5:22.05	94	6:24.53	233	7:30.20	36	8:31.59				
9	1:11.06	9	2:14.49	9	3:17.02	47	4:20.34	195	5:22.85	295	6:24.64 *1	52	7:30.51 *1	233	8:33.47				
233	1:11.43	233	2:14.78	233	3:17.49	233	4:20.38	233	5:22.92	36	6:25.24	68	7:31.11 *1	195	8:36.54				
148	1:12.11	148	2:15.74	148	3:18.22	148	4:21.48	47	5:23.92	233	6:25.78	195	7:32.12	148	8:38.45				
248	1:14.05	248	2:22.07	150	3:29.62	150	4:36.58	148	5:24.26	177	6:25.87 *1	47	7:32.77	47	8:38.46				
150	1:14.82	150	2:22.07	248	3:30.56	248	4:38.78	150	5:43.49	195	6:27.06	148	7:32.99	68	8:42.35 *1				
118	1:16.68	118	2:25.34	118	3:33.85	118	4:42.89	248	5:47.80	47	6:27.59	295	7:38.45 *1	52	8:46.44 *1				
52	1:18.74	52	2:30.63	24	3:41.19	24	4:51.77	118	5:51.90	148	6:28.11	126	7:39.33 *1	295	8:51.36 *1				
24	1:20.17	24	2:30.87	52	3:41.76	223	4:53.79	24	6:02.22	190	6:38.91 *1	109	7:40.30 *1	126	8:52.55 *1				
223	1:20.43	223	2:31.22	223	3:43.17	52	4:58.56	223	6:04.58	150	6:50.43	177	7:40.83 *1	177	8:55.78 *1				
68	1:21.10	109	2:37.52	109	3:52.40	109	5:07.78	52	6:14.02	248	6:57.23	150	7:57.76	109	8:57.04 *1				
109	1:22.70	126	2:38.33	126	3:53.43	68	5:08.35	68	6:19.89	118	7:00.87	190	7:58.12 *1	150	9:06.37				
126	1:23.34	295	2:40.32	295	3:54.00	295	5:09.12			24	7:12.85	248	8:07.09	248	9:16.95				
177	1:24.98	177	2:41.21	68	3:56.26	126	5:09.19			223	7:15.53	118	8:10.01	190	9:18.30 *1				
295	1:26.37	68	2:43.05	177	3:56.39	177	5:11.35					24	8:23.16	118	9:19.35				
190	1:27.11	190	2:44.97	190	4:03.33									24	9:32.62				



ACU BRITISH SCOOTER STOCK CHAMPIONSHIP

RESULT - RACE 30

PI	No	Evt	Name	Machine	Laps	Time	Behind	MPH	Best Lap on	MPH
1	6	4	Darren CONNEELY	Lambretta 205	8	8:29.27		78.61	1:01.74	2 81.05
2	16	4	Damon TUNNICLIFFE	Lambretta GP200	8	8:44.72	15.45	76.29	1:03.94	5 78.26
3	86	4	Jason METIVIER	Lambretta GP205	8	8:45.17	15.90	76.23	1:03.73	8 78.52
4	5	Pr	Justin PRICE	Lambretta GP 200	8	8:57.10	27.83	74.53	1:05.64	4 76.23
5	41	4e	Stuart DAY	Lambretta 200	8	8:57.82	28.55	74.43	1:05.57	3 76.32
6	4	Pr	Graham TATTON	Lambretta GP200	8	8:58.53	29.26	74.34	1:05.65	4 76.22
7	46	Pr	David DELANEY	Vespa 90SS 132	8	8:58.63	29.36	74.32	1:05.41	5 76.50
8	62	4	Taylor STURGESS	Lambretta BGM 205	8	9:14.53	45.26	72.19	1:08.05	7 73.53
9	10	4e	Drew DUNCAN	Lambretta Jet 200	8	9:21.82	52.55	71.25	1:08.09	5 73.49
10	12	Pr	Jeremy STEEL	Lambretta GP200	8	9:22.92	53.65	71.11	1:09.12	8 72.40
11	18	4	Dan LEWIS	Lambretta GP200	8	9:23.79	54.52	71.01	1:05.68	4 76.19
12	58	Pr	Stephen HAMILTON	Vespa 135	8	9:24.43	55.16	70.92	1:08.50	4 73.05
13	109	4	Paul FITZGERALD	Lambretta GP205	8	9:27.76	58.49	70.51	1:08.71	5 72.83
14	76	4e	Pete MOLKENTHIN	Lambretta 200	8	9:28.79	59.52	70.38	1:09.35	4 72.16
15	36	10	Nikita MCNALLY	Piaggio Zip 78	8	9:30.26	1:00.99	70.20	1:09.69	8 71.80
16	74	Pr	Bob WEST	Lambretta SRP 200	8	9:31.16	1:01.89	70.09	1:10.00	4 71.49
17	25	Pr	Thomas SHAW	Scomadi TL 200	7	8:29.62	1 Lap	68.73	1:10.54	4 70.94
18	19	10	Mark SHIRLEY	Piaggio Zip 80	7	8:30.13	1 Lap	68.66	1:10.78	3 70.70
19	17	Pr	Justin OFFLAND	Lambretta GP 200	7	8:42.16	1 Lap	67.08	1:12.80	7 68.74
20	29	Pr	Robert FIELDER	Vespa PX 177	7	8:43.69	1 Lap	66.89	1:13.36	5 68.21
21	48	4	Gary BIDDLE	Lambretta GP 200	7	8:57.81	1 Lap	65.13	1:14.77	3 66.93
22	42	Pr	Ceri HODNETS	Vespa 90SS 132	7	9:28.44	1 Lap	61.62	1:18.65	7 63.62
23	95	Pr	Andrew FITZSIMONS	Lambretta GP198	7	9:45.64	1 Lap	59.81	1:21.81	7 61.17

Fastest Lap

6 4 Darren CONNEELY Lambretta 205 1:01.74 2 81.05

Start Time : 14:30

Mallory Park

14 Apr 19 14:42

Clerk of Course :

Time Issued :

Chief Timekeeper : Graham Marshall

THESE RESULTS ARE PROVISIONAL UNTIL THE CONCLUSION OF ANY JUDICIAL AND TECHNICAL MATTERS

HS Sports Timing and Results Systems - Results and Lap Times at www.hssports.co.uk

BRITISH HISTORIC RACING

RESULT - RACE 30

EVENT 10

PI	No	Evt	Name	Machine	Laps	Time	MPH	Best Lap on	MPH
1	36	10	Nikita MCNALLY	Piaggio Zip 78	8	9:30.26	70.20	1:09.69	8 71.80
2	19	10	Mark SHIRLEY	Piaggio Zip 80	7	8:30.13	68.66	1:10.78	3 70.70

Fastest Lap

36 10 Nikita MCNALLY Piaggio Zip 78 1:09.69 8 71.80

EVENT 4

PI	No	Evt	Name	Machine	Laps	Time	MPH	Best Lap on	MPH
1	6	4	Darren CONNEELY	Lambretta 205	8	8:29.27	78.61	1:01.74	2 81.05
2	16	4	Damon TUNNICLIFFE	Lambretta GP200	8	8:44.72	76.29	1:03.94	5 78.26
3	86	4	Jason METIVIER	Lambretta GP205	8	8:45.17	76.23	1:03.73	8 78.52
4	62	4	Taylor STURGESS	Lambretta BGM 205	8	9:14.53	72.19	1:08.05	7 73.53
5	18	4	Dan LEWIS	Lambretta GP200	8	9:23.79	71.01	1:05.68	4 76.19
6	109	4	Paul FITZGERALD	Lambretta GP205	8	9:27.76	70.51	1:08.71	5 72.83
7	48	4	Gary BIDDLE	Lambretta GP 200	7	8:57.81	65.13	1:14.77	3 66.93

Fastest Lap

6 4 Darren CONNEELY Lambretta 205 1:01.74 2 81.05

EVENT 4e

PI	No	Evt	Name	Machine	Laps	Time	MPH	Best Lap on	MPH
1	41	4e	Stuart DAY	Lambretta 200	8	8:57.82	74.43	1:05.57	3 76.32
2	10	4e	Drew DUNCAN	Lambretta Jet 200	8	9:21.82	71.25	1:08.09	5 73.49
3	76	4e	Pete MOLKENTHIN	Lambretta 200	8	9:28.79	70.38	1:09.35	4 72.16

Fastest Lap

41 4e Stuart DAY Lambretta 200 1:05.57 3 76.32

Start Time : 14:30

Mallory Park

14 Apr 19 14:42

Clerk of Course :

Time Issued :

Chief Timekeeper : Graham Marshall

THESE RESULTS ARE PROVISIONAL UNTIL THE CONCLUSION OF ANY JUDICIAL AND TECHNICAL MATTERS

HS Sports Timing and Results Systems - Results and Lap Times at www.hssports.co.uk

BRITISH HISTORIC RACING

RESULT - RACE 30

EVENT Pr

Pl	No	Evt	Name	Machine	Laps	Time	MPH	Best Lap on	MPH
1	5	Pr	Justin PRICE	Lambretta GP 200	8	8:57.10	74.53	1:05.64	4 76.23
2	4	Pr	Graham TATTON	Lambretta GP200	8	8:58.53	74.34	1:05.65	4 76.22
3	46	Pr	David DELANEY	Vespa 90SS 132	8	8:58.63	74.32	1:05.41	5 76.50
4	12	Pr	Jeremy STEEL	Lambretta GP200	8	9:22.92	71.11	1:09.12	8 72.40
5	58	Pr	Stephen HAMILTON	Vespa 135	8	9:24.43	70.92	1:08.50	4 73.05
6	74	Pr	Bob WEST	Lambretta SRP 200	8	9:31.16	70.09	1:10.00	4 71.49
7	25	Pr	Thomas SHAW	Scomadi TL 200	7	8:29.62	68.73	1:10.54	4 70.94
8	17	Pr	Justin OFFLAND	Lambretta GP 200	7	8:42.16	67.08	1:12.80	7 68.74
9	29	Pr	Robert FIELDER	Vespa PX 177	7	8:43.69	66.89	1:13.36	5 68.21
10	42	Pr	Ceri HODNETS	Vespa 90SS 132	7	9:28.44	61.62	1:18.65	7 63.62
11	95	Pr	Andrew FITZSIMONS	Lambretta GP198	7	9:45.64	59.81	1:21.81	7 61.17

Fastest Lap

46 Pr David DELANEY Vespa 90SS 132 1:05.41 5 76.50

Start Time : 14:30

Mallory Park

14 Apr 19 14:42

Clerk of Course :

Time Issued :

Chief Timekeeper : Graham Marshall

THESE RESULTS ARE PROVISIONAL UNTIL THE CONCLUSION OF ANY JUDICIAL AND TECHNICAL MATTERS

HS Sports Timing and Results Systems - Results and Lap Times at www.hssports.co.uk

RACE GRID

ACU BRITISH SCOOTER STOCK CHAMPIONSHIP

RACES 10,19 and 30

ROW 9	95 01:23.730 Andrew FITZSIMONS	16 01:14.490 Damon TUNNICLIFFE	17 01:14.250 Justin OFFLAND
ROW 8	44 01:14.340 Mark CLIPSTONE	42 01:13.960 Ceri HODNETS	48 01:13.540 Gary BIDDLE
ROW 7	19 01:13.530 Mark SHIRLEY	29 01:13.320 Robert FIELDER	83 01:13.290 Jeremy CREW
ROW 6	25 01:13.120 Thomas SHAW	109 01:12.950 Paul FITZGERALD	36 01:12.500 Nikita MCNALLY
ROW 5	10 01:11.400 Drew DUNCAN	58 01:11.170 Stephen HAMILTON	76 01:11.000 Pete MOLKENTHIN
ROW 4	74 01:10.440 Bob WEST	12 01:10.020 Jeremy STEEL	62 01:09.970 Taylor STURGESS
ROW 3	64 01:09.800 Pat WICKHAM	4 01:06.910 Graham TATTON	46 01:06.860 David DELANEY
ROW 2	5 01:06.040 Justin PRICE	41 01:05.870 Stuart DAY	18 01:05.800 Dan LEWIS
ROW 1	63 01:05.310 David BRISTOW	86 01:05.160 Jason METIVIER	6 01:03.690 Darren CONNEELY
POLE			



ACU BRITISH SCOOTER STOCK CHAMPIONSHIP

LAP TIMES - RACE 30

4 Graham TATTON

Lap	1	2	3	4	5	6	7	8	9	10
1	1:12.57	1:06.12	1:07.03	1:05.65	1:07.26	1:06.30	1:06.61	1:06.99		

5 Justin PRICE

Lap	1	2	3	4	5	6	7	8	9	10
1	1:12.21	1:07.26	1:06.15	1:05.64	1:07.01	1:05.87	1:06.35	1:06.61		

6 Darren CONNEELY

Lap	1	2	3	4	5	6	7	8	9	10
1	1:08.08	1:01.74	1:01.99	1:03.36	1:02.50	1:04.88	1:03.41	1:03.31		

10 Drew DUNCAN

Lap	1	2	3	4	5	6	7	8	9	10
1	1:18.74	1:09.87	1:09.69	1:08.67	1:08.09	1:08.54	1:09.24	1:08.98		

12 Jeremy STEEL

Lap	1	2	3	4	5	6	7	8	9	10
1	1:17.35	1:10.06	1:09.39	1:09.21	1:09.47	1:09.18	1:09.14	1:09.12		

16 Damon TUNNICLIFFE

Lap	1	2	3	4	5	6	7	8	9	10
1	1:12.94	1:05.75	1:04.75	1:04.56	1:03.94	1:04.27	1:04.27	1:04.24		

17 Justin OFFLAND

Lap	1	2	3	4	5	6	7	8	9	10
1	1:23.32	1:12.88	1:13.07	1:13.59	1:13.38	1:13.12	1:12.80			

18 Dan LEWIS

Lap	1	2	3	4	5	6	7	8	9	10
1	1:14.53	1:06.81	1:06.21	1:05.68	1:21.72	1:12.64	1:09.11	1:07.09		

19 Mark SHIRLEY

Lap	1	2	3	4	5	6	7	8	9	10
1	1:19.90	1:10.95	1:10.78	1:11.24	1:11.93	1:12.45	1:12.88			

25 Thomas SHAW

Lap	1	2	3	4	5	6	7	8	9	10
1	1:19.43	1:11.08	1:11.71	1:10.54	1:12.04	1:12.15	1:12.67			

29 Robert FIELDER

Lap	1	2	3	4	5	6	7	8	9	10
1	1:21.65	1:13.66	1:13.61	1:14.24	1:13.36	1:13.49	1:13.68			

36 Nikita MCNALLY

Lap	1	2	3	4	5	6	7	8	9	10
1	1:16.80	1:10.11	1:10.64	1:10.49	1:10.66	1:10.50	1:11.37	1:09.69		

41 Stuart DAY

Lap	1	2	3	4	5	6	7	8	9	10
1	1:12.77	1:06.44	1:05.57	1:05.62	1:07.04	1:06.56	1:07.53	1:06.29		

42	Ceri HODNETS										
	Lap	1	2	3	4	5	6	7	8	9	10
	1	1:27.03	1:23.10	1:21.55	1:20.12	1:18.81	1:19.18	1:18.65			
46	David DELANEY										
	Lap	1	2	3	4	5	6	7	8	9	10
	1	1:15.42	1:06.78	1:06.22	1:05.64	1:05.41	1:06.92	1:05.69	1:06.55		
48	Gary BIDDLE										
	Lap	1	2	3	4	5	6	7	8	9	10
	1	1:22.26	1:14.96	1:14.77	1:15.39	1:17.30	1:16.28	1:16.85			
58	Stephen HAMILTON										
	Lap	1	2	3	4	5	6	7	8	9	10
	1	1:18.19	1:09.53	1:10.90	1:08.50	1:09.06	1:09.79	1:09.27	1:09.19		
62	Taylor STURGESS										
	Lap	1	2	3	4	5	6	7	8	9	10
	1	1:15.80	1:08.94	1:08.58	1:08.27	1:08.50	1:08.26	1:08.05	1:08.13		
74	Bob WEST										
	Lap	1	2	3	4	5	6	7	8	9	10
	1	1:18.17	1:10.33	1:11.16	1:10.00	1:10.64	1:10.19	1:10.23	1:10.44		
76	Pete MOLKENTHIN										
	Lap	1	2	3	4	5	6	7	8	9	10
	1	1:19.11	1:09.78	1:11.32	1:09.35	1:09.51	1:10.29	1:10.08	1:09.35		
86	Jason METIVIER										
	Lap	1	2	3	4	5	6	7	8	9	10
	1	1:10.20	1:05.45	1:05.25	1:05.37	1:06.55	1:04.56	1:04.06	1:03.73		
95	Andrew FITZSIMONS										
	Lap	1	2	3	4	5	6	7	8	9	10
	1	1:30.90	1:22.71	1:23.44	1:22.42	1:22.47	1:21.89	1:21.81			
109	Paul FITZGERALD										
	Lap	1	2	3	4	5	6	7	8	9	10
	1	1:19.81	1:09.66	1:09.97	1:09.39	1:08.71	1:09.66	1:10.55	1:10.01		

Lap Chart

ACU BRITISH SCOOTER STOCK CHAMPIONSHIP - RACE 30

Lap 1		Lap 2		Lap 3		Lap 4		Lap 5		Lap 6		Lap 7		Lap 8		Lap 9		Lap 10	
No	Time	No	Time	No	Time	No	Time	No	Time	No	Time	No	Time	No	Time	No	Time	No	Time
6	1:08.08	6	2:09.82	6	3:11.81	6	4:15.17	6	5:17.67	6	6:22.55	6	7:25.96	6	8:29.27				
86	1:10.20	86	2:15.65	86	3:20.90	95	4:17.05 *1	42	5:31.80 *1	48	6:24.68 *1	17	7:29.36 *1	25	8:29.62 *1				
5	1:12.21	16	2:18.69	16	3:23.44	86	4:26.27	16	5:31.94	16	6:36.21	29	7:30.01 *1	19	8:30.13 *1				
4	1:12.57	4	2:18.69	41	3:24.78	16	4:28.00	86	5:32.82	86	6:37.38	16	7:40.48	17	8:42.16 *1				
41	1:12.77	41	2:19.21	5	3:25.62	41	4:30.40	41	5:37.44	41	6:44.00	48	7:40.96 *1	29	8:43.69 *1				
16	1:12.94	5	2:19.47	4	3:25.72	5	4:31.26	5	5:38.27	5	6:44.14	86	7:41.44	16	8:44.72				
18	1:14.53	18	2:21.34	18	3:27.55	4	4:31.37	4	5:38.63	4	6:44.93	5	7:50.49	86	8:45.17				
46	1:15.42	46	2:22.20	46	3:28.42	18	4:33.23	95	5:39.47 *1	46	6:46.39	41	7:51.53	5	8:57.10				
62	1:15.80	62	2:24.74	62	3:33.32	46	4:34.06	46	5:39.47	42	6:50.61 *1	4	7:51.54	48	8:57.81 *1				
36	1:16.80	36	2:26.91	12	3:36.80	62	4:41.59	62	5:50.09	62	6:58.35	46	7:52.08	41	8:57.82				
12	1:17.35	12	2:27.41	36	3:37.55	12	4:46.01	18	5:54.95	95	7:01.94 *1	62	8:06.40	4	8:58.53				
74	1:18.17	58	2:27.72	10	3:38.30	10	4:46.97	10	5:55.06	10	7:03.60	42	8:09.79 *1	46	8:58.63				
58	1:18.19	74	2:28.50	58	3:38.62	58	4:47.12	12	5:55.48	12	7:04.66	10	8:12.84	62	9:14.53				
10	1:18.74	10	2:28.61	109	3:39.44	36	4:48.04	58	5:56.18	58	7:05.97	12	8:13.80	10	9:21.82				
76	1:19.11	76	2:28.89	74	3:39.66	109	4:48.83	109	5:57.54	109	7:07.20	58	8:15.24	12	9:22.92				
25	1:19.43	109	2:29.47	76	3:40.21	76	4:49.56	36	5:58.70	18	7:07.59	18	8:16.70	18	9:23.79				
109	1:19.81	25	2:30.51	19	3:41.63	74	4:49.66	76	5:59.07	36	7:09.20	109	8:17.75	58	9:24.43				
19	1:19.90	19	2:30.85	25	3:42.22	25	4:52.76	74	6:00.30	76	7:09.36	76	8:19.44	109	9:27.76				
29	1:21.65	29	2:35.31	29	3:48.92	19	4:52.87	19	6:04.80	74	7:10.49	36	8:20.57	42	9:28.44 *1				
48	1:22.26	17	2:36.20	17	3:49.27	17	5:02.86	25	6:04.80	25	7:16.95	74	8:20.72	76	9:28.79				
17	1:23.32	48	2:37.22	48	3:51.99	29	5:03.16	17	6:16.24	19	7:17.25	95	8:23.83 *1	36	9:30.26				
42	1:27.03	42	2:50.13	42	4:11.68	48	5:07.38	29	6:16.52					74	9:31.16				
95	1:30.90	95	2:53.61											95	9:45.64 *1				

BRITISH HISTORIC RACING

EVENTS 1, 5, 6 & 14

RESULT - RACE 31

PI	No	Evt	Name	Machine	Laps	Time	Behind	MPH	Best Lap on	MPH
1	262	14	Daniel PRITCHARD	Suzuki T500	8	8:11.13		81.51	59.45	2 84.17
2	125	5	Andy MOLNAR	Norton Manx 499	8	8:13.57	2.44	81.11	1:00.52	5 82.68
3	108	14	Andrew WIDDOWSON	Suzuki GSX400R	8	8:19.27	8.14	80.18	1:00.01	7 83.39
4	56	14	Matthew HEBB	Honda K4 350	8	8:20.15	9.02	80.04	1:00.78	3 82.33
5	74	5	Dave MATRAVERS	Seeley AJS 7R 350	8	8:27.39	16.26	78.90	1:00.10	7 83.26
6	59	6	Jack HEBB	Norton Manx 499	8	8:28.15	17.02	78.78	1:01.37	4 81.54
7	84	5	Peter CARROLL	Aermacchi Metisse 350	8	8:28.82	17.69	78.68	1:01.39	7 81.51
8	142	5	Steve HANDS	BSA Goldstar 350	8	8:30.91	19.78	78.35	1:02.45	6 80.13
9	196	14	Terence SANSOM	Honda K4 350	8	8:31.15	20.02	78.32	1:02.40	5 80.19
10	32	14	Rob STAFFORD	Suzuki X7 280	8	8:34.36	23.23	77.83	1:02.35	2 80.26
11	47	1	Mervyn STRATFORD	Rudge 261	8	8:34.50	23.37	77.81	1:02.26	5 80.37
12	24	14	Joao QUINTANEIRO	Yamaha SR500	8	8:41.25	30.12	76.80	1:03.93	3 78.27
13	57	5	Jack SCRIVENER	Aermacchi Ala D'Oro	8	8:44.98	33.85	76.25	1:04.07	2 78.10
14	20	5	Benjamin HEATON	Aermacchi Ala D'Oro	8	8:54.12	42.99	74.95	1:05.24	4 76.70
15	87	14	Shaun MULLIGAN	Yamaha SR500	8	9:06.60	55.47	73.24	1:06.86	8 74.84
16	234	5	David LINSDELL	Ducati Sebring 350	7	8:12.11	1 Lap	71.18	1:06.35	5 75.42
17	68	1	Keith RILEY	Velocette KSS 348	7	8:17.30	1 Lap	70.44	1:07.71	7 73.90
18	298	1	Samuel PAGE	Velocette Mac 350	7	8:21.01	1 Lap	69.91	1:09.37	7 72.13
19	76	14	Roy PHIPPS	Honda K4 412	7	8:23.79	1 Lap	69.53	1:07.31	7 74.34
20	91	1	Kevin THURSTON	Velocette MAC 350	7	8:26.53	1 Lap	69.15	1:10.40	6 71.08
21	131	14	Paul HEALEY	Honda CB350 K4	7	8:27.68	1 Lap	69.00	1:09.87	2 71.62
22	263	14	Michael GATHER	Yamaha XS500	7	8:28.49	1 Lap	68.89	1:10.43	2 71.05
23	246	1	David DALE	Rudge Sports Special 50	7	8:33.44	1 Lap	68.22	1:10.95	6 70.53
24	190	1	Tony GREEN	Velocette Mac 350	7	9:08.41	1 Lap	63.87	1:16.56	6 65.36
<u>Not-Classified</u>										
	178	1	Chris WICKETT	Velocette KSS350	1	1:32.66	DNF	54.00		0 0.00
<u>Fastest Lap</u>										
	262	14	Daniel PRITCHARD	Suzuki T500					59.45	2 84.17

Start Time : 14:44

Mallory Park

14 Apr 19 14:55

Clerk of Course :

Time Issued :

Chief Timekeeper : Graham Marshall

THESE RESULTS ARE PROVISIONAL UNTIL THE CONCLUSION OF ANY JUDICIAL AND TECHNICAL MATTERS

HS Sports Timing and Results Systems - Results and Lap Times at www.hssports.co.uk

BRITISH HISTORIC RACING

RESULT - RACE 31

EVENT 1

PI	No	Evt	Name	Machine	Laps	Time	MPH	Best Lap on	MPH
1	47	1	Mervyn STRATFORD	Rudge 261	8	8:34.50	77.81	1:02.26	5 80.37
2	68	1	Keith RILEY	Velocette KSS 348	7	8:17.30	70.44	1:07.71	7 73.90
3	298	1	Samuel PAGE	Velocette Mac 350	7	8:21.01	69.91	1:09.37	7 72.13
4	91	1	Kevin THURSTON	Velocette MAC 350	7	8:26.53	69.15	1:10.40	6 71.08
5	246	1	David DALE	Rudge Sports Special 50	7	8:33.44	68.22	1:10.95	6 70.53
6	190	1	Tony GREEN	Velocette Mac 350	7	9:08.41	63.87	1:16.56	6 65.36
<u>Not-Classified</u>									
	178	1	Chris WICKETT	Velocette KSS350	1	1:32.66	DNF	54.00	0 0.00
<u>Fastest Lap</u>									
	47	1	Mervyn STRATFORD	Rudge 261				1:02.26	5 80.37

EVENT 14

PI	No	Evt	Name	Machine	Laps	Time	MPH	Best Lap on	MPH
1	262	14	Daniel PRITCHARD	Suzuki T500	8	8:11.13	81.51	59.45	2 84.17
2	108	14	Andrew WIDDOWSON	Suzuki GSX400R	8	8:19.27	80.18	1:00.01	7 83.39
3	56	14	Matthew HEBB	Honda K4 350	8	8:20.15	80.04	1:00.78	3 82.33
4	196	14	Terence SANSOM	Honda K4 350	8	8:31.15	78.32	1:02.40	5 80.19
5	32	14	Rob STAFFORD	Suzuki X7 280	8	8:34.36	77.83	1:02.35	2 80.26
6	24	14	Joao QUINTANEIRO	Yamaha SR500	8	8:41.25	76.80	1:03.93	3 78.27
7	87	14	Shaun MULLIGAN	Yamaha SR500	8	9:06.60	73.24	1:06.86	8 74.84
8	76	14	Roy PHIPPS	Honda K4 412	7	8:23.79	69.53	1:07.31	7 74.34
9	131	14	Paul HEALEY	Honda CB350 K4	7	8:27.68	69.00	1:09.87	2 71.62
10	263	14	Michael GATHER	Yamaha XS500	7	8:28.49	68.89	1:10.43	2 71.05
<u>Fastest Lap</u>									
	262	14	Daniel PRITCHARD	Suzuki T500				59.45	2 84.17

Start Time : 14:44

Mallory Park

14 Apr 19 14:55

Clerk of Course :

Time Issued :

Chief Timekeeper : Graham Marshall

THESE RESULTS ARE PROVISIONAL UNTIL THE CONCLUSION OF ANY JUDICIAL AND TECHNICAL MATTERS

HS Sports Timing and Results Systems - Results and Lap Times at www.hssports.co.uk

BRITISH HISTORIC RACING

RESULT - RACE 31

EVENT 5

PI	No	Evt	Name	Machine	Laps	Time	MPH	Best Lap on	MPH
1	125	5	Andy MOLNAR	Norton Manx 499	8	8:13.57	81.11	1:00.52	5 82.68
2	74	5	Dave MATRAVERS	Seeley AJS 7R 350	8	8:27.39	78.90	1:00.10	7 83.26
3	84	5	Peter CARROLL	Aermacchi Metisse 350	8	8:28.82	78.68	1:01.39	7 81.51
4	142	5	Steve HANDS	BSA Goldstar 350	8	8:30.91	78.35	1:02.45	6 80.13
5	57	5	Jack SCRIVENER	Aermacchi Ala D'Oro	8	8:44.98	76.25	1:04.07	2 78.10
6	20	5	Benjamin HEATON	Aermacchi Ala D'Oro	8	8:54.12	74.95	1:05.24	4 76.70
7	234	5	David LINSDELL	Ducati Sebring 350	7	8:12.11	71.18	1:06.35	5 75.42

Fastest Lap

74 5 Dave MATRAVERS Seeley AJS 7R 350 1:00.10 7 83.26

EVENT 6

PI	No	Evt	Name	Machine	Laps	Time	MPH	Best Lap on	MPH
1	59	6	Jack HEBB	Norton Manx 499	8	8:28.15	78.78	1:01.37	4 81.54

Fastest Lap

59 6 Jack HEBB Norton Manx 499 1:01.37 4 81.54

Start Time : 14:44

Mallory Park

14 Apr 19 14:55

Clerk of Course :

Time Issued :

Chief Timekeeper : Graham Marshall

THESE RESULTS ARE PROVISIONAL UNTIL THE CONCLUSION OF ANY JUDICIAL AND TECHNICAL MATTERS

HS Sports Timing and Results Systems - Results and Lap Times at www.hssports.co.uk

RACE GRID

EVENTS 1, 5, 6 & 14

RACE 31

ROW 8		178 Chris WICKETT	190 01:16.420 Tony GREEN
ROW 7	246 01:12.040 David DALE	131 01:10.000 Paul HEALEY	263 01:09.900 Michael GATHER
ROW 6	91 01:09.140 Kevin THURSTON	298 01:08.240 Samuel PAGE	68 01:08.140 Keith RILEY
ROW 5	87 01:05.530 Shaun MULLIGAN	20 01:05.000 Benjamin HEATON	24 01:04.060 Joao QUINTANEIRO
ROW 4	47 01:03.080 Mervyn STRATFORD	32 01:03.010 Rob STAFFORD	196 01:02.160 Terence SANSOM
ROW 3	142 01:01.970 Steve HANDS	294 01:01.560 Simon COLLINS	84 01:01.480 Peter CARROLL
ROW 2	59 01:01.430 Jack HEBB	34 01:00.810 James MORALEE	56 59.990 Matthew HEBB
ROW 1	125 59.920 Andy MOLNAR	262 59.650 Daniel PRITCHARD	74 59.190 Dave MATRAVERS
POLE			

EVENTS 1, 5, 6 & 14

LAP TIMES - RACE 31

20	Benjamin HEATON										
	Lap	1	2	3	4	5	6	7	8	9	10
	1	1:14.30	1:06.42	1:05.43	1:05.24	1:05.55	1:05.82	1:06.00	1:05.36		
24	Joao QUINTANEIRO										
	Lap	1	2	3	4	5	6	7	8	9	10
	1	1:11.02	1:04.58	1:03.93	1:04.30	1:04.01	1:04.35	1:04.24	1:04.82		
32	Rob STAFFORD										
	Lap	1	2	3	4	5	6	7	8	9	10
	1	1:09.09	1:02.35	1:03.62	1:03.87	1:04.01	1:03.96	1:03.63	1:03.83		
47	Mervyn STRATFORD										
	Lap	1	2	3	4	5	6	7	8	9	10
	1	1:12.10	1:05.02	1:03.43	1:02.87	1:02.26	1:02.35	1:03.27	1:03.20		
56	Matthew HEBB										
	Lap	1	2	3	4	5	6	7	8	9	10
	1	1:09.08	1:01.44	1:00.78	1:01.20	1:01.42	1:01.20	1:01.97	1:03.06		
57	Jack SCRIVENER										
	Lap	1	2	3	4	5	6	7	8	9	10
	1	1:13.45	1:04.07	1:04.16	1:04.52	1:04.30	1:04.71	1:05.00	1:04.77		
59	Jack HEBB										
	Lap	1	2	3	4	5	6	7	8	9	10
	1	1:09.73	1:04.78	1:03.10	1:01.37	1:02.40	1:02.61	1:02.28	1:01.88		
68	Keith RILEY										
	Lap	1	2	3	4	5	6	7	8	9	10
	1	1:18.38	1:10.62	1:12.08	1:10.52	1:09.95	1:08.04	1:07.71			
74	Dave MATRAVERS										
	Lap	1	2	3	4	5	6	7	8	9	10
	1	1:12.33	1:03.63	1:03.48	1:01.21	1:02.47	1:02.32	1:00.10	1:01.85		
76	Roy PHIPPS										
	Lap	1	2	3	4	5	6	7	8	9	10
	1	1:23.45	1:09.74	1:10.18	1:11.30	1:10.89	1:10.92	1:07.31			
84	Peter CARROLL										
	Lap	1	2	3	4	5	6	7	8	9	10
	1	1:11.60	1:03.64	1:02.25	1:02.78	1:02.95	1:02.27	1:01.39	1:01.94		
87	Shaun MULLIGAN										
	Lap	1	2	3	4	5	6	7	8	9	10
	1	1:15.30	1:07.23	1:07.25	1:07.42	1:07.96	1:07.57	1:07.01	1:06.86		
91	Kevin THURSTON										
	Lap	1	2	3	4	5	6	7	8	9	10
	1	1:17.74	1:10.97	1:12.30	1:12.09	1:11.17	1:10.40	1:11.86			

108	Andrew WIDDOWSON									
Lap	1	2	3	4	5	6	7	8	9	10
1	1:11.89	1:02.06	1:01.10	1:01.34	1:00.91	1:00.45	1:00.01	1:01.51		
125	Andy MOLNAR									
Lap	1	2	3	4	5	6	7	8	9	10
1	1:06.08	1:00.91	1:01.04	1:00.74	1:00.52	1:00.70	1:02.55	1:01.03		
131	Paul HEALEY									
Lap	1	2	3	4	5	6	7	8	9	10
1	1:21.11	1:09.87	1:11.65	1:11.72	1:10.87	1:11.16	1:11.30			
142	Steve HANDS									
Lap	1	2	3	4	5	6	7	8	9	10
1	1:11.12	1:03.51	1:02.92	1:02.86	1:02.46	1:02.45	1:02.48	1:03.11		
178	Chris WICKETT									
Lap	1	2	3	4	5	6	7	8	9	10
1	1:32.66									
190	Tony GREEN									
Lap	1	2	3	4	5	6	7	8	9	10
1	1:25.81	1:18.57	1:17.18	1:16.72	1:17.00	1:16.56	1:16.57			
196	Terence SANSOM									
Lap	1	2	3	4	5	6	7	8	9	10
1	1:09.99	1:03.85	1:03.03	1:02.88	1:02.40	1:02.53	1:02.45	1:04.02		
234	David LINSELL									
Lap	1	2	3	4	5	6	7	8	9	10
1	1:22.44	1:09.39	1:10.80	1:09.04	1:06.35	1:07.37	1:06.72			
246	David DALE									
Lap	1	2	3	4	5	6	7	8	9	10
1	1:19.58	1:12.24	1:12.09	1:11.62	1:11.47	1:10.95	1:15.49			
262	Daniel PRITCHARD									
Lap	1	2	3	4	5	6	7	8	9	10
1	1:04.24	59.45	59.99	1:00.24	1:01.08	1:01.76	1:02.60	1:01.77		
263	Michael GATHER									
Lap	1	2	3	4	5	6	7	8	9	10
1	1:18.54	1:10.43	1:12.38	1:12.16	1:12.62	1:10.82	1:11.54			
298	Samuel PAGE									
Lap	1	2	3	4	5	6	7	8	9	10
1	1:17.61	1:10.97	1:11.82	1:10.82	1:09.99	1:10.43	1:09.37			

Lap Chart

EVENTS 1, 5, 6 & 14 - RACE 31

Lap 1		Lap 2		Lap 3		Lap 4		Lap 5		Lap 6		Lap 7		Lap 8		Lap 9		Lap 10	
No	Time	No	Time	No	Time	No	Time	No	Time	No	Time	No	Time	No	Time	No	Time	No	Time
262	1:04.24	262	2:03.69	262	3:03.68	262	4:03.92	262	5:05.00	262	6:06.76	262	7:09.36	262	8:11.13				
125	1:06.08	125	2:06.99	125	3:08.03	125	4:08.77	125	5:09.29	246	6:07.00 *1	68	7:09.59 *1	234	8:12.11 *1				
56	1:09.08	56	2:10.52	56	3:11.30	56	4:12.50	56	5:13.92	125	6:09.99	298	7:11.64 *1	125	8:13.57				
32	1:09.09	32	2:11.44	108	3:15.05	108	4:16.39	108	5:17.30	56	6:15.12	125	7:12.54	68	8:17.30 *1				
59	1:09.73	196	2:13.84	32	3:15.06	32	4:18.93	190	5:18.28 *1	108	6:17.75	91	7:14.67 *1	108	8:19.27				
196	1:09.99	108	2:13.95	196	3:16.87	59	4:18.98	59	5:21.38	59	6:23.99	131	7:16.38 *1	56	8:20.15				
24	1:11.02	59	2:14.51	84	3:17.49	196	4:19.75	196	5:22.15	196	6:24.68	76	7:16.48 *1	298	8:21.01 *1				
142	1:11.12	142	2:14.63	142	3:17.55	84	4:20.27	142	5:22.87	142	6:25.32	263	7:16.95 *1	76	8:23.79 *1				
84	1:11.60	84	2:15.24	59	3:17.61	142	4:20.41	32	5:22.94	74	6:25.44	56	7:17.09	91	8:26.53 *1				
108	1:11.89	24	2:15.60	74	3:19.44	74	4:20.65	74	5:23.12	84	6:25.49	108	7:17.76	74	8:27.39				
47	1:12.10	74	2:15.96	24	3:19.53	47	4:23.42	84	5:23.22	32	6:26.90	246	7:17.95 *1	131	8:27.68 *1				
74	1:12.33	47	2:17.12	47	3:20.55	24	4:23.83	47	5:25.68	47	6:28.03	74	7:25.54	59	8:28.15				
57	1:13.45	57	2:17.52	57	3:21.68	57	4:26.20	24	5:27.84	24	6:32.19	59	7:26.27	263	8:28.49 *1				
20	1:14.30	20	2:20.72	20	3:26.15	20	4:31.39	57	5:30.50	57	6:35.21	84	7:26.88	84	8:28.82				
87	1:15.30	87	2:22.53	87	3:29.78	87	4:37.20	20	5:36.94	190	6:35.28 *1	196	7:27.13	142	8:30.91				
298	1:17.61	298	2:28.58	298	3:40.40	298	4:51.22	87	5:45.16	20	6:42.76	142	7:27.80	196	8:31.15				
91	1:17.74	91	2:28.71	91	3:41.01	68	4:51.60	234	5:58.02	87	6:52.73	32	7:30.53	246	8:33.44 *1				
68	1:18.38	263	2:28.97	68	3:41.08	234	4:51.67	298	6:01.21	234	7:05.39	47	7:31.30	32	8:34.36				
263	1:18.54	68	2:29.00	263	3:41.35	91	4:53.10	68	6:01.55			24	7:36.43	47	8:34.50				
246	1:19.58	131	2:30.98	234	3:42.63	263	4:53.51	91	6:04.27			57	7:40.21	24	8:41.25				
131	1:21.11	246	2:31.82	131	3:42.63	131	4:54.35	131	6:05.22			20	7:48.76	57	8:44.98				
234	1:22.44	234	2:31.83	76	3:43.37	76	4:54.67	76	6:05.56			190	7:51.84 *1	20	8:54.12				
76	1:23.45	76	2:33.19	246	3:43.91	246	4:55.53	263	6:06.13			87	7:59.74	87	9:06.60				
190	1:25.81	190	2:44.38	190	4:01.56									190	9:08.41 *1				
178	1:32.66																		

BRITISH HISTORIC RACING

EVENT 18 - B.E.A.R.S.

RESULT - RACE 32

PI	No	Evt	Name	Machine	Laps	Time	Behind	MPH	Best Lap on	MPH
1	98	18	GAGG/ HASE	BMW K100	8	8:28.24		78.77	1:02.22	6 80.42
2	74	18	McCAIN/ HAWKINS	BMW K100	8	8:28.46	0.22	78.73	1:02.28	0 80.35
3	25	18	WHITAKER/ WILKINS	BMW K100	8	8:38.81	10.57	77.16	1:03.80	8 78.43
4	2	18	KEMP/ THOW	Moto Guzzi Le Mans	8	8:48.92	20.68	75.69	1:04.99	3 77.00
5	67	18	WARNER/ WARNER	BMW K100	8	9:06.68	38.44	73.23	1:05.45	2 76.46
6	96	18	WILKINS/ CASTLE	BMW K100	8	9:23.20	54.96	71.08	1:06.84	5 74.87
7	92	18	ROOME/ DAVENPORT	BMW K100	8	9:28.45	1:00.21	70.42	1:08.15	2 73.43
8	24	18	WHITE/ PORTER	BMW K100	8	9:31.27	1:03.03	70.08	1:10.10	8 71.38
9	45	18	NICHOLLS/ MORALEE	BMW K75	8	9:32.60	1:04.36	69.91	1:10.21	5 71.27
10	87	18	SYKES/ RUTH	BMW 1000	7	8:33.84	1 Lap	68.17	1:11.05	5 70.43
11	113	18	STEEL/ STEEL	BMW	7	8:34.78	1 Lap	68.04	1:11.58	6 69.91
12	95	18	BADEN/ HEPWORTH	BMW K100	7	8:35.11	1 Lap	68.00	1:11.26	7 70.22
13	66	18	BIRKETT/ LYONS	BMW K100	7	8:39.18	1 Lap	67.47	1:11.20	3 70.28
14	36	18	WEBB/ LEDGER	BMW K100 RT 1000	7	8:57.46	1 Lap	65.17	1:14.72	4 66.97
15	63	18	WILLIAMS/ SMITH	Armstrong MT500 485	7	9:31.07	1 Lap	61.34	1:18.15	6 64.03
16	85	18	PHILLIPS/ LAWRENCE	BMW K100	7	9:42.40	1 Lap	60.14	1:20.32	4 62.30

Fastest Lap

98 18 GAGG/ HASE BMW K100 1:02.22 6 80.42

Start Time : 14:58

Mallory Park

14 Apr 19 15:08

Clerk of Course :

Time Issued :

Chief Timekeeper : Graham Marshall

THESE RESULTS ARE PROVISIONAL UNTIL THE CONCLUSION OF ANY JUDICIAL AND TECHNICAL MATTERS


HS Sports Timing and Results Systems - Results and Lap Times at www.hssports.co.uk

RACE GRID

EVENT 18 - B.E.A.R.S.

RACE 32

ROW 10		
ROW 9		85 01:22.160 PHILLIPS/ LAWRENCE
ROW 8	63 01:15.940 WILLIAMS/ SMITH	36 01:14.260 WEBB/ LEDGER
ROW 7	87 01:13.790 SYKES/ RUTH	185 01:13.390 SHERBOURNE/ MILES
ROW 6	95 01:13.000 BADEN/ HEPWORTH	113 01:12.560 STEEL/ STEEL
ROW 5	66 01:10.840 BIRKETT/ LYONS	45 01:10.020 NICHOLLS/ MORALEE
ROW 4	24 01:09.700 WHITE/ PORTER	92 01:08.530 ROOME/ DAVENPORT
ROW 3	67 01:07.340 WARNER/ WARNER	96 01:05.540 WILKINS/ CASTLE
ROW 2	2 01:05.440 KEMP/ THOW	25 01:04.220 WHITAKER/ WILKINS
ROW 1	74 01:03.180 McCAIN/ HAWKINS	98 01:02.260 GAGG/ HASE
		POLE



EVENT 18 - B.E.A.R.S.

LAP TIMES - RACE 32

2	KEMP/ THOW										
	Lap	1	2	3	4	5	6	7	8	9	10
	1	1:10.57	1:05.43	1:04.99	1:05.31	1:05.45	1:05.59	1:05.73	1:05.85		
24	WHITE/ PORTER										
	Lap	1	2	3	4	5	6	7	8	9	10
	1	1:15.66	1:12.68	1:10.42	1:11.14	1:10.37	1:10.56	1:10.34	1:10.10		
25	WHITAKER/ WILKINS										
	Lap	1	2	3	4	5	6	7	8	9	10
	1	1:09.28	1:03.92	1:04.22	1:04.49	1:03.94	1:04.43	1:04.73	1:03.80		
36	WEBB/ LEDGER										
	Lap	1	2	3	4	5	6	7	8	9	10
	1	1:24.34	1:15.97	1:15.63	1:14.72	1:16.04	1:14.89	1:15.87			
45	NICHOLLS/ MORALEE										
	Lap	1	2	3	4	5	6	7	8	9	10
	1	1:17.33	1:11.05	1:11.43	1:11.27	1:10.21	1:10.44	1:10.50	1:10.37		
63	WILLIAMS/ SMITH										
	Lap	1	2	3	4	5	6	7	8	9	10
	1	1:31.31	1:22.74	1:22.39	1:18.16	1:18.85	1:18.15	1:19.47			
66	BIRKETT/ LYONS										
	Lap	1	2	3	4	5	6	7	8	9	10
	1	1:19.90	1:16.52	1:11.20	1:14.94	1:12.72	1:12.23	1:11.67			
67	WARNER/ WARNER										
	Lap	1	2	3	4	5	6	7	8	9	10
	1	1:11.55	1:05.45	1:06.41	1:08.53	1:08.58	1:08.90	1:08.33	1:08.93		
74	McCAIN/ HAWKINS										
	Lap	1	2	3	4	5	6	7	8	9	10
	1	1:08.78	1:02.89	1:02.48	1:02.97	1:02.28	1:02.29	1:03.13	1:03.64		
85	PHILLIPS/ LAWRENCE										
	Lap	1	2	3	4	5	6	7	8	9	10
	1	1:30.89	1:23.03	1:23.56	1:20.32	1:20.97	1:21.84	1:21.79			
87	SYKES/ RUTH										
	Lap	1	2	3	4	5	6	7	8	9	10
	1	1:21.82	1:13.31	1:11.20	1:12.94	1:11.05	1:11.45	1:12.07			
92	ROOME/ DAVENPORT										
	Lap	1	2	3	4	5	6	7	8	9	10
	1	1:15.18	1:08.15	1:10.45	1:11.35	1:10.83	1:09.88	1:09.42	1:13.19		
95	BADEN/ HEPWORTH										
	Lap	1	2	3	4	5	6	7	8	9	10
	1	1:20.18	1:15.62	1:12.72	1:11.47	1:11.50	1:12.36	1:11.26			

96	WILKINS/ CASTLE										
	Lap	1	2	3	4	5	6	7	8	9	10
	1	1:20.25	1:11.52	1:07.43	1:10.28	1:06.84	1:09.73	1:09.63	1:07.52		

98	GAGG/ HASE										
	Lap	1	2	3	4	5	6	7	8	9	10
	1	1:07.58	1:02.55	1:02.52	1:03.26	1:02.89	1:02.22	1:03.54	1:03.68		

113	STEEL/ STEEL										
	Lap	1	2	3	4	5	6	7	8	9	10
	1	1:19.78	1:12.85	1:11.88	1:12.80	1:14.17	1:11.58	1:11.72			

Lap Chart

EVENT 18 - B.E.A.R.S. - RACE 32

Lap 1		Lap 2		Lap 3		Lap 4		Lap 5		Lap 6		Lap 7		Lap 8		Lap 9		Lap 10	
No	Time	No	Time	No	Time	No	Time	No	Time	No	Time	No	Time	No	Time	No	Time	No	Time
98	1:07.58	98	2:10.13	98	3:12.65	98	4:15.91	98	5:18.80	98	6:21.02	98	7:24.56	98	8:28.24				
74	1:08.78	74	2:11.67	74	3:14.15	63	4:16.44 *1	74	5:19.40	74	6:21.69	74	7:24.82	74	8:28.46				
25	1:09.28	25	2:13.20	25	3:17.42	74	4:17.12	25	5:25.85	36	6:26.70 *1	66	7:27.51 *1	87	8:33.84 *1				
2	1:10.57	2	2:16.00	2	3:20.99	85	4:17.48 *1	2	5:31.75	25	6:30.28	25	7:35.01	113	8:34.78 *1				
67	1:11.55	67	2:17.00	67	3:23.41	25	4:21.91	63	5:34.60 *1	2	6:37.34	36	7:41.59 *1	95	8:35.11 *1				
92	1:15.18	92	2:23.33	92	3:33.78	2	4:26.30	85	5:37.80 *1	67	6:49.42	2	7:43.07	25	8:38.81				
24	1:15.66	24	2:28.34	24	3:38.76	67	4:31.94	67	5:40.52	63	6:53.45 *1	67	7:57.75	66	8:39.18 *1				
45	1:17.33	45	2:28.38	96	3:39.20	92	4:45.13	92	5:55.96	85	6:58.77 *1	63	8:11.60 *1	2	8:48.92				
113	1:19.78	96	2:31.77	45	3:39.81	96	4:49.48	96	5:56.32	92	7:05.84	92	8:15.26	36	8:57.46 *1				
66	1:19.90	113	2:32.63	113	3:44.51	24	4:49.90	24	6:00.27	96	7:06.05	96	8:15.68	67	9:06.68				
95	1:20.18	87	2:35.13	87	3:46.33	45	4:51.08	45	6:01.29	24	7:10.83	85	8:20.61 *1	96	9:23.20				
96	1:20.25	95	2:35.80	66	3:47.62	113	4:57.31	87	6:10.32	45	7:11.73	24	8:21.17	92	9:28.45				
87	1:21.82	66	2:36.42	95	3:48.52	87	4:59.27	113	6:11.48	87	7:21.77	45	8:22.23	63	9:31.07 *1				
36	1:24.34	36	2:40.31	36	3:55.94	95	4:59.99	95	6:11.49	113	7:23.06			24	9:31.27				
85	1:30.89	85	2:53.92			66	5:02.56	66	6:15.28	95	7:23.85			45	9:32.60				
63	1:31.31	63	2:54.05			36	5:10.66							85	9:42.40 *1				

BRITISH HISTORIC RACING

EVENTS 1, 5, 6 & 14

RESULT - RACE 31

PI	No	Evt	Name	Machine	Laps	Time	Behind	MPH	Best Lap on	MPH
1	262	14	Daniel PRITCHARD	Suzuki T500	8	8:11.13		81.51	59.45	2 84.17
2	125	5	Andy MOLNAR	Norton Manx 499	8	8:13.57	2.44	81.11	1:00.52	5 82.68
3	108	14	Andrew WIDDOWSON	Suzuki GSX400R	8	8:19.27	8.14	80.18	1:00.01	7 83.39
4	56	14	Matthew HEBB	Honda K4 350	8	8:20.15	9.02	80.04	1:00.78	3 82.33
5	74	5	Dave MATRAVERS	Seeley AJS 7R 350	8	8:27.39	16.26	78.90	1:00.10	7 83.26
6	59	6	Jack HEBB	Norton Manx 499	8	8:28.15	17.02	78.78	1:01.37	4 81.54
7	84	5	Peter CARROLL	Aermacchi Metisse 350	8	8:28.82	17.69	78.68	1:01.39	7 81.51
8	142	5	Steve HANDS	BSA Goldstar 350	8	8:30.91	19.78	78.35	1:02.45	6 80.13
9	196	14	Terence SANSOM	Honda K4 350	8	8:31.15	20.02	78.32	1:02.40	5 80.19
10	32	14	Rob STAFFORD	Suzuki X7 280	8	8:34.36	23.23	77.83	1:02.35	2 80.26
11	47	1	Mervyn STRATFORD	Rudge 261	8	8:34.50	23.37	77.81	1:02.26	5 80.37
12	24	14	Joao QUINTANEIRO	Yamaha SR500	8	8:41.25	30.12	76.80	1:03.93	3 78.27
13	57	5	Jack SCRIVENER	Aermacchi Ala D'Oro	8	8:44.98	33.85	76.25	1:04.07	2 78.10
14	20	5	Benjamin HEATON	Aermacchi Ala D'Oro	8	8:54.12	42.99	74.95	1:05.24	4 76.70
15	87	14	Shaun MULLIGAN	Yamaha SR500	8	9:06.60	55.47	73.24	1:06.86	8 74.84
16	234	5	David LINSDELL	Ducati Sebring 350	7	8:12.11	1 Lap	71.18	1:06.35	5 75.42
17	68	1	Keith RILEY	Velocette KSS 348	7	8:17.30	1 Lap	70.44	1:07.71	7 73.90
18	298	1	Samuel PAGE	Velocette Mac 350	7	8:21.01	1 Lap	69.91	1:09.37	7 72.13
19	76	14	Roy PHIPPS	Honda K4 412	7	8:23.79	1 Lap	69.53	1:07.31	7 74.34
20	91	1	Kevin THURSTON	Velocette MAC 350	7	8:26.53	1 Lap	69.15	1:10.40	6 71.08
21	131	14	Paul HEALEY	Honda CB350 K4	7	8:27.68	1 Lap	69.00	1:09.87	2 71.62
22	263	14	Michael GATHER	Yamaha XS500	7	8:28.49	1 Lap	68.89	1:10.43	2 71.05
23	246	1	David DALE	Rudge Sports Special 50	7	8:33.44	1 Lap	68.22	1:10.95	6 70.53
24	190	1	Tony GREEN	Velocette Mac 350	7	9:08.41	1 Lap	63.87	1:16.56	6 65.36
<u>Not-Classified</u>										
	178	1	Chris WICKETT	Velocette KSS350	1	1:32.66	DNF	54.00		0 0.00
<u>Fastest Lap</u>										
	262	14	Daniel PRITCHARD	Suzuki T500					59.45	2 84.17

Start Time : 14:44

Mallory Park

14 Apr 19 14:55

Clerk of Course :

Time Issued :

Chief Timekeeper : Graham Marshall

THESE RESULTS ARE PROVISIONAL UNTIL THE CONCLUSION OF ANY JUDICIAL AND TECHNICAL MATTERS

HS Sports Timing and Results Systems - Results and Lap Times at www.hssports.co.uk

BRITISH HISTORIC RACING

RESULT - RACE 31

EVENT 1

PI	No	Evt	Name	Machine	Laps	Time	MPH	Best Lap on	MPH
1	47	1	Mervyn STRATFORD	Rudge 261	8	8:34.50	77.81	1:02.26	5 80.37
2	68	1	Keith RILEY	Velocette KSS 348	7	8:17.30	70.44	1:07.71	7 73.90
3	298	1	Samuel PAGE	Velocette Mac 350	7	8:21.01	69.91	1:09.37	7 72.13
4	91	1	Kevin THURSTON	Velocette MAC 350	7	8:26.53	69.15	1:10.40	6 71.08
5	246	1	David DALE	Rudge Sports Special 50	7	8:33.44	68.22	1:10.95	6 70.53
6	190	1	Tony GREEN	Velocette Mac 350	7	9:08.41	63.87	1:16.56	6 65.36
<u>Not-Classified</u>									
	178	1	Chris WICKETT	Velocette KSS350	1	1:32.66	DNF	54.00	0 0.00
<u>Fastest Lap</u>									
	47	1	Mervyn STRATFORD	Rudge 261				1:02.26	5 80.37

EVENT 14

PI	No	Evt	Name	Machine	Laps	Time	MPH	Best Lap on	MPH
1	262	14	Daniel PRITCHARD	Suzuki T500	8	8:11.13	81.51	59.45	2 84.17
2	108	14	Andrew WIDDOWSON	Suzuki GSX400R	8	8:19.27	80.18	1:00.01	7 83.39
3	56	14	Matthew HEBB	Honda K4 350	8	8:20.15	80.04	1:00.78	3 82.33
4	196	14	Terence SANSOM	Honda K4 350	8	8:31.15	78.32	1:02.40	5 80.19
5	32	14	Rob STAFFORD	Suzuki X7 280	8	8:34.36	77.83	1:02.35	2 80.26
6	24	14	Joao QUINTANEIRO	Yamaha SR500	8	8:41.25	76.80	1:03.93	3 78.27
7	87	14	Shaun MULLIGAN	Yamaha SR500	8	9:06.60	73.24	1:06.86	8 74.84
8	76	14	Roy PHIPPS	Honda K4 412	7	8:23.79	69.53	1:07.31	7 74.34
9	131	14	Paul HEALEY	Honda CB350 K4	7	8:27.68	69.00	1:09.87	2 71.62
10	263	14	Michael GATHER	Yamaha XS500	7	8:28.49	68.89	1:10.43	2 71.05
<u>Fastest Lap</u>									
	262	14	Daniel PRITCHARD	Suzuki T500				59.45	2 84.17

Start Time : 14:44

Mallory Park

14 Apr 19 14:55

Clerk of Course :

Time Issued :

Chief Timekeeper : Graham Marshall

THESE RESULTS ARE PROVISIONAL UNTIL THE CONCLUSION OF ANY JUDICIAL AND TECHNICAL MATTERS

HS Sports Timing and Results Systems - Results and Lap Times at www.hssports.co.uk

BRITISH HISTORIC RACING

RESULT - RACE 31

EVENT 5

PI	No	Evt	Name	Machine	Laps	Time	MPH	Best Lap on	MPH
1	125	5	Andy MOLNAR	Norton Manx 499	8	8:13.57	81.11	1:00.52	5 82.68
2	74	5	Dave MATRAVERS	Seeley AJS 7R 350	8	8:27.39	78.90	1:00.10	7 83.26
3	84	5	Peter CARROLL	Aermacchi Metisse 350	8	8:28.82	78.68	1:01.39	7 81.51
4	142	5	Steve HANDS	BSA Goldstar 350	8	8:30.91	78.35	1:02.45	6 80.13
5	57	5	Jack SCRIVENER	Aermacchi Ala D'Oro	8	8:44.98	76.25	1:04.07	2 78.10
6	20	5	Benjamin HEATON	Aermacchi Ala D'Oro	8	8:54.12	74.95	1:05.24	4 76.70
7	234	5	David LINSDELL	Ducati Sebring 350	7	8:12.11	71.18	1:06.35	5 75.42

Fastest Lap

74 5 Dave MATRAVERS Seeley AJS 7R 350 1:00.10 7 83.26

EVENT 6

PI	No	Evt	Name	Machine	Laps	Time	MPH	Best Lap on	MPH
1	59	6	Jack HEBB	Norton Manx 499	8	8:28.15	78.78	1:01.37	4 81.54

Fastest Lap

59 6 Jack HEBB Norton Manx 499 1:01.37 4 81.54

Start Time : 14:44

Mallory Park

14 Apr 19 14:55

Clerk of Course :

Time Issued :

Chief Timekeeper : Graham Marshall

THESE RESULTS ARE PROVISIONAL UNTIL THE CONCLUSION OF ANY JUDICIAL AND TECHNICAL MATTERS

HS Sports Timing and Results Systems - Results and Lap Times at www.hssports.co.uk

RACE GRID

EVENTS 1, 5, 6 & 14

RACE 31

ROW 8		178 Chris WICKETT	190 01:16.420 Tony GREEN
ROW 7	246 01:12.040 David DALE	131 01:10.000 Paul HEALEY	263 01:09.900 Michael GATHER
ROW 6	91 01:09.140 Kevin THURSTON	298 01:08.240 Samuel PAGE	68 01:08.140 Keith RILEY
ROW 5	87 01:05.530 Shaun MULLIGAN	20 01:05.000 Benjamin HEATON	24 01:04.060 Joao QUINTANEIRO
ROW 4	47 01:03.080 Mervyn STRATFORD	32 01:03.010 Rob STAFFORD	196 01:02.160 Terence SANSOM
ROW 3	142 01:01.970 Steve HANDS	294 01:01.560 Simon COLLINS	84 01:01.480 Peter CARROLL
ROW 2	59 01:01.430 Jack HEBB	34 01:00.810 James MORALEE	56 59.990 Matthew HEBB
ROW 1	125 59.920 Andy MOLNAR	262 59.650 Daniel PRITCHARD	74 59.190 Dave MATRAVERS
POLE			

EVENTS 1, 5, 6 & 14

LAP TIMES - RACE 31

20	Benjamin HEATON										
	Lap	1	2	3	4	5	6	7	8	9	10
	1	1:14.30	1:06.42	1:05.43	1:05.24	1:05.55	1:05.82	1:06.00	1:05.36		
24	Joao QUINTANEIRO										
	Lap	1	2	3	4	5	6	7	8	9	10
	1	1:11.02	1:04.58	1:03.93	1:04.30	1:04.01	1:04.35	1:04.24	1:04.82		
32	Rob STAFFORD										
	Lap	1	2	3	4	5	6	7	8	9	10
	1	1:09.09	1:02.35	1:03.62	1:03.87	1:04.01	1:03.96	1:03.63	1:03.83		
47	Mervyn STRATFORD										
	Lap	1	2	3	4	5	6	7	8	9	10
	1	1:12.10	1:05.02	1:03.43	1:02.87	1:02.26	1:02.35	1:03.27	1:03.20		
56	Matthew HEBB										
	Lap	1	2	3	4	5	6	7	8	9	10
	1	1:09.08	1:01.44	1:00.78	1:01.20	1:01.42	1:01.20	1:01.97	1:03.06		
57	Jack SCRIVENER										
	Lap	1	2	3	4	5	6	7	8	9	10
	1	1:13.45	1:04.07	1:04.16	1:04.52	1:04.30	1:04.71	1:05.00	1:04.77		
59	Jack HEBB										
	Lap	1	2	3	4	5	6	7	8	9	10
	1	1:09.73	1:04.78	1:03.10	1:01.37	1:02.40	1:02.61	1:02.28	1:01.88		
68	Keith RILEY										
	Lap	1	2	3	4	5	6	7	8	9	10
	1	1:18.38	1:10.62	1:12.08	1:10.52	1:09.95	1:08.04	1:07.71			
74	Dave MATRAVERS										
	Lap	1	2	3	4	5	6	7	8	9	10
	1	1:12.33	1:03.63	1:03.48	1:01.21	1:02.47	1:02.32	1:00.10	1:01.85		
76	Roy PHIPPS										
	Lap	1	2	3	4	5	6	7	8	9	10
	1	1:23.45	1:09.74	1:10.18	1:11.30	1:10.89	1:10.92	1:07.31			
84	Peter CARROLL										
	Lap	1	2	3	4	5	6	7	8	9	10
	1	1:11.60	1:03.64	1:02.25	1:02.78	1:02.95	1:02.27	1:01.39	1:01.94		
87	Shaun MULLIGAN										
	Lap	1	2	3	4	5	6	7	8	9	10
	1	1:15.30	1:07.23	1:07.25	1:07.42	1:07.96	1:07.57	1:07.01	1:06.86		
91	Kevin THURSTON										
	Lap	1	2	3	4	5	6	7	8	9	10
	1	1:17.74	1:10.97	1:12.30	1:12.09	1:11.17	1:10.40	1:11.86			

108	Andrew WIDDOWSON									
Lap	1	2	3	4	5	6	7	8	9	10
1	1:11.89	1:02.06	1:01.10	1:01.34	1:00.91	1:00.45	1:00.01	1:01.51		
125	Andy MOLNAR									
Lap	1	2	3	4	5	6	7	8	9	10
1	1:06.08	1:00.91	1:01.04	1:00.74	1:00.52	1:00.70	1:02.55	1:01.03		
131	Paul HEALEY									
Lap	1	2	3	4	5	6	7	8	9	10
1	1:21.11	1:09.87	1:11.65	1:11.72	1:10.87	1:11.16	1:11.30			
142	Steve HANDS									
Lap	1	2	3	4	5	6	7	8	9	10
1	1:11.12	1:03.51	1:02.92	1:02.86	1:02.46	1:02.45	1:02.48	1:03.11		
178	Chris WICKETT									
Lap	1	2	3	4	5	6	7	8	9	10
1	1:32.66									
190	Tony GREEN									
Lap	1	2	3	4	5	6	7	8	9	10
1	1:25.81	1:18.57	1:17.18	1:16.72	1:17.00	1:16.56	1:16.57			
196	Terence SANSOM									
Lap	1	2	3	4	5	6	7	8	9	10
1	1:09.99	1:03.85	1:03.03	1:02.88	1:02.40	1:02.53	1:02.45	1:04.02		
234	David LINSDELL									
Lap	1	2	3	4	5	6	7	8	9	10
1	1:22.44	1:09.39	1:10.80	1:09.04	1:06.35	1:07.37	1:06.72			
246	David DALE									
Lap	1	2	3	4	5	6	7	8	9	10
1	1:19.58	1:12.24	1:12.09	1:11.62	1:11.47	1:10.95	1:15.49			
262	Daniel PRITCHARD									
Lap	1	2	3	4	5	6	7	8	9	10
1	1:04.24	59.45	59.99	1:00.24	1:01.08	1:01.76	1:02.60	1:01.77		
263	Michael GATHER									
Lap	1	2	3	4	5	6	7	8	9	10
1	1:18.54	1:10.43	1:12.38	1:12.16	1:12.62	1:10.82	1:11.54			
298	Samuel PAGE									
Lap	1	2	3	4	5	6	7	8	9	10
1	1:17.61	1:10.97	1:11.82	1:10.82	1:09.99	1:10.43	1:09.37			

Lap Chart

EVENTS 1, 5, 6 & 14 - RACE 31

Lap 1		Lap 2		Lap 3		Lap 4		Lap 5		Lap 6		Lap 7		Lap 8		Lap 9		Lap 10			
No	Time	No	Time	No	Time	No	Time	No	Time	No	Time	No	Time	No	Time	No	Time	No	Time		
262	1:04.24	262	2:03.69	262	3:03.68	262	4:03.92	262	5:05.00	262	6:06.76	262	7:09.36	262	8:11.13						
125	1:06.08	125	2:06.99	125	3:08.03	125	4:08.77	125	5:09.29	246	6:07.00 *1	68	7:09.59 *1	234	8:12.11 *1						
56	1:09.08	56	2:10.52	56	3:11.30	56	4:12.50	56	5:13.92	125	6:09.99	298	7:11.64 *1	125	8:13.57						
32	1:09.09	32	2:11.44	108	3:15.05	108	4:16.39	108	5:17.30	56	6:15.12	125	7:12.54	68	8:17.30 *1						
59	1:09.73	196	2:13.84	32	3:15.06	32	4:18.93	190	5:18.28 *1	108	6:17.75	91	7:14.67 *1	108	8:19.27						
196	1:09.99	108	2:13.95	196	3:16.87	59	4:18.98	59	5:21.38	59	6:23.99	131	7:16.38 *1	56	8:20.15						
24	1:11.02	59	2:14.51	84	3:17.49	196	4:19.75	196	5:22.15	196	6:24.68	76	7:16.48 *1	298	8:21.01 *1						
142	1:11.12	142	2:14.63	142	3:17.55	84	4:20.27	142	5:22.87	142	6:25.32	263	7:16.95 *1	76	8:23.79 *1						
84	1:11.60	84	2:15.24	59	3:17.61	142	4:20.41	32	5:22.94	74	6:25.44	56	7:17.09	91	8:26.53 *1						
108	1:11.89	24	2:15.60	74	3:19.44	74	4:20.65	74	5:23.12	84	6:25.49	108	7:17.76	74	8:27.39						
47	1:12.10	74	2:15.96	24	3:19.53	47	4:23.42	84	5:23.22	32	6:26.90	246	7:17.95 *1	131	8:27.68 *1						
74	1:12.33	47	2:17.12	47	3:20.55	24	4:23.83	47	5:25.68	47	6:28.03	74	7:25.54	59	8:28.15						
57	1:13.45	57	2:17.52	57	3:21.68	57	4:26.20	24	5:27.84	24	6:32.19	59	7:26.27	263	8:28.49 *1						
20	1:14.30	20	2:20.72	20	3:26.15	20	4:31.39	57	5:30.50	57	6:35.21	84	7:26.88	84	8:28.82						
87	1:15.30	87	2:22.53	87	3:29.78	87	4:37.20	20	5:36.94	190	6:35.28 *1	196	7:27.13	142	8:30.91						
298	1:17.61	298	2:28.58	298	3:40.40	298	4:51.22	87	5:45.16	20	6:42.76	142	7:27.80	196	8:31.15						
91	1:17.74	91	2:28.71	91	3:41.01	68	4:51.60	234	5:58.02	87	6:52.73	32	7:30.53	246	8:33.44 *1						
68	1:18.38	263	2:28.97	68	3:41.08	234	4:51.67	298	6:01.21	234	7:05.39	47	7:31.30	32	8:34.36						
263	1:18.54	68	2:29.00	263	3:41.35	91	4:53.10	68	6:01.55			24	7:36.43	47	8:34.50						
246	1:19.58	131	2:30.98	234	3:42.63	263	4:53.51	91	6:04.27			57	7:40.21	24	8:41.25						
131	1:21.11	246	2:31.82	131	3:42.63	131	4:54.35	131	6:05.22			20	7:48.76	57	8:44.98						
234	1:22.44	234	2:31.83	76	3:43.37	76	4:54.67	76	6:05.56			190	7:51.84 *1	20	8:54.12						
76	1:23.45	76	2:33.19	246	3:43.91	246	4:55.53	263	6:06.13			87	7:59.74	87	9:06.60						
190	1:25.81	190	2:44.38	190	4:01.56									190	9:08.41 *1						
178	1:32.66																				

BRITISH HISTORIC RACING

EVENTS 13 & 26

RESULT - RACE 33

PI	No	Evt	Name	Machine	Laps	Time	Behind	MPH	Best Lap on	MPH
1	5	13	Stacey KILLWORTH	BMW K100	8	7:35.88		87.81	55.78	6 89.71
2	72	13	Graham WILLIAMS	Norton Weslake 750	8	7:38.95	3.07	87.23	56.29	5 88.90
3	55	13	Ben KINGHAM	BSK BMW K100	8	7:39.15	3.27	87.19	56.02	5 89.33
4	84	26	Peter CARROLL	Honda VFR 400	8	8:05.29	29.41	82.49	58.94	5 84.90
5	279	13	Paul JOHNSON	BMW K100	8	8:05.68	29.80	82.42	58.85	4 85.03
6	79	13	Tony JIMENEZ	Norton Atlas 750	8	8:07.10	31.22	82.18	59.66	3 83.88
7	71	13	Garry HIRONS	Norton Interpol 2 588	8	8:08.08	32.20	82.02	59.73	3 83.78
8	155	13	Chris SALTINSTALL	Moto Guzzi Le Mans	8	8:09.05	33.17	81.86	59.44	8 84.19
9	56	26	Matthew HEBB	Yamaha FZ600	8	8:09.34	33.46	81.81	59.61	8 83.95
10	46	13	Robert BOWEN	BMW K100	8	8:12.75	36.87	81.24	1:00.06	4 83.32
11	268	13	Mark FAIRWEATHER	BMW R100 RS	8	8:33.42	57.54	77.97	1:02.84	3 79.63
12	257	13	Richard STUBBS	BMW R100	8	8:36.10	1:00.22	77.57	1:03.04	2 79.38
13	264	13	Nic POWELL	Moto Guzzi 750	7	7:36.82	1 Lap	76.68	1:03.93	2 78.27
14	186	26	Sean GAUCHWIN	Yamaha FZ750	7	7:38.25	1 Lap	76.44	1:02.74	5 79.76
15	87	26	Shaun MULLIGAN	Yamaha SR500	7	7:46.71	1 Lap	75.05	1:03.35	7 78.99
16	130	13	Andy BARTLETT	Laverda TT1 998	7	7:47.66	1 Lap	74.90	1:05.10	6 76.87
17	289	13	Pete KIRBY	Norton Interpol 2 588	7	7:57.42	1 Lap	73.37	1:06.28	2 75.50
18	154	13	Dave FITZPATRICK	Laverda Montjuic 500	7	8:05.25	1 Lap	72.19	1:07.38	7 74.27
19	139	13	Gareth ROBERTS	Laverda Montjuic 500	7	8:37.85	1 Lap	67.64	1:09.89	2 71.60

Fastest Lap

5 13 Stacey KILLWORTH BMW K100 55.78 6 89.71

Start Time : 15:11

Mallory Park

14 Apr 19 15:20

Clerk of Course :

Time Issued :

Chief Timekeeper : Graham Marshall

THESE RESULTS ARE PROVISIONAL UNTIL THE CONCLUSION OF ANY JUDICIAL AND TECHNICAL MATTERS

HS Sports Timing and Results Systems - Results and Lap Times at www.hssports.co.uk

BRITISH HISTORIC RACING

RESULT - RACE 33

EVENT 13

PI	No	Evt	Name	Machine	Laps	Time	MPH	Best Lap on	MPH
1	5	13	Stacey KILLWORTH	BMW K100	8	7:35.88	87.81	55.78	6 89.71
2	72	13	Graham WILLIAMS	Norton Weslake 750	8	7:38.95	87.23	56.29	5 88.90
3	55	13	Ben KINGHAM	BSK BMW K100	8	7:39.15	87.19	56.02	5 89.33
4	279	13	Paul JOHNSON	BMW K100	8	8:05.68	82.42	58.85	4 85.03
5	79	13	Tony JIMENEZ	Norton Atlas 750	8	8:07.10	82.18	59.66	3 83.88
6	71	13	Garry HIRONS	Norton Interpol 2 588	8	8:08.08	82.02	59.73	3 83.78
7	155	13	Chris SALTINSTALL	Moto Guzzi Le Mans	8	8:09.05	81.86	59.44	8 84.19
8	46	13	Robert BOWEN	BMW K100	8	8:12.75	81.24	1:00.06	4 83.32
9	268	13	Mark FAIRWEATHER	BMW R100 RS	8	8:33.42	77.97	1:02.84	3 79.63
10	257	13	Richard STUBBS	BMW R100	8	8:36.10	77.57	1:03.04	2 79.38
11	264	13	Nic POWELL	Moto Guzzi 750	7	7:36.82	76.68	1:03.93	2 78.27
12	130	13	Andy BARTLETT	Laverda TT1 998	7	7:47.66	74.90	1:05.10	6 76.87
13	289	13	Pete KIRBY	Norton Interpol 2 588	7	7:57.42	73.37	1:06.28	2 75.50
14	154	13	Dave FITZPATRICK	Laverda Montjuic 500	7	8:05.25	72.19	1:07.38	7 74.27
15	139	13	Gareth ROBERTS	Laverda Montjuic 500	7	8:37.85	67.64	1:09.89	2 71.60

Fastest Lap

5 13 Stacey KILLWORTH BMW K100 55.78 6 89.71

EVENT 26

PI	No	Evt	Name	Machine	Laps	Time	MPH	Best Lap on	MPH
1	84	26	Peter CARROLL	Honda VFR 400	8	8:05.29	82.49	58.94	5 84.90
2	56	26	Matthew HEBB	Yamaha FZ600	8	8:09.34	81.81	59.61	8 83.95
3	186	26	Sean GAUCHWIN	Yamaha FZ750	7	7:38.25	76.44	1:02.74	5 79.76
4	87	26	Shaun MULLIGAN	Yamaha SR500	7	7:46.71	75.05	1:03.35	7 78.99

Fastest Lap

84 26 Peter CARROLL Honda VFR 400 58.94 5 84.90

Start Time : 15:11

Mallory Park

14 Apr 19 15:21

Clerk of Course :

Time Issued :

Chief Timekeeper : Graham Marshall

THESE RESULTS ARE PROVISIONAL UNTIL THE CONCLUSION OF ANY JUDICIAL AND TECHNICAL MATTERS


HS Sports Timing and Results Systems - Results and Lap Times at www.hssports.co.uk

RACE GRID

ACU BRITISH SUPER SCOOTER CHAMPIONSHIP

RACE 14, 23 and 34

ROW 7	109 01:11.530 Paul FITZGERALD	19 01:11.360 Mark SHIRLEY	27 01:11.270 Ian SCUTT
ROW 6	44 01:09.940 Mark CLIPSTONE	10 01:09.890 Drew DUNCAN	74 01:09.660 Bob WEST
ROW 5	36 01:09.530 Nikita MCNALLY	76 01:09.070 Pete MOLKENTHIN	67 01:09.020 Danny LODER
ROW 4	22 01:08.820 Alex VAN DYKE	12 01:08.600 Jeremy STEEL	41 01:07.780 Stuart DAY
ROW 3	116 01:07.430 Shaun FAIRHEAD	47 01:06.530 Graham TATTON	30 01:06.140 Chris COOK
ROW 2	52 01:04.280 John WOODS	7 01:03.950 Warren WILKINSON	63 01:03.840 David BRISTOW
ROW 1	4 01:03.710 Stephen WRIGHT	60 01:02.820 Justin PRICE	20 01:00.700 Darren CONNEELY
POLE			



ACU BRITISH SUPER SCOOTER CHAMPIONSHIP

LAP TIMES - RACE 34

4	Stephen WRIGHT									
Lap	1	2	3	4	5	6	7	8	9	10
1	1:08.08	1:03.18	1:02.85	1:02.73	1:03.45	1:05.09	1:07.75	1:08.34		
10	Drew DUNCAN									
Lap	1	2	3	4	5	6	7	8	9	10
1	1:18.75	1:08.31	1:08.96	1:10.82						
12	Jeremy STEEL									
Lap	1	2	3	4	5	6	7	8	9	10
1	1:20.19	1:08.96	1:09.14	1:10.43	1:12.99	1:31.71	1:21.29			
20	Darren CONNEELY									
Lap	1	2	3	4	5	6	7	8	9	10
1	1:05.43	59.68	59.42	59.23	1:00.14	1:00.89	1:10.27	1:01.00		
22	Alex VAN DYKE									
Lap	1	2	3	4	5	6	7	8	9	10
1	1:16.88	1:08.76	1:09.02	1:09.31	1:09.34	1:25.10	1:10.93			
25	Thomas SHAW									
Lap	1	2	3	4	5	6	7	8	9	10
1	1:19.68	1:10.71	1:11.38	1:11.58	1:11.54	1:29.23	1:15.73			
36	Nikita MCNALLY									
Lap	1	2	3	4	5	6	7	8	9	10
1	1:15.89	1:08.23	1:08.22	1:08.16	1:13.80	1:13.81	1:10.80			
41	Stuart DAY									
Lap	1	2	3	4	5	6	7	8	9	10
1	1:12.45	1:04.91	1:05.48	1:05.80	1:17.84	1:59.14	1:08.63			
44	Mark CLIPSTONE									
Lap	1	2	3	4	5	6	7	8	9	10
1	1:20.29									
52	John WOODS									
Lap	1	2	3	4	5	6	7	8	9	10
1	1:09.83	1:04.53	1:05.30	1:05.15	1:21.47	1:54.79	1:17.19			
60	Justin PRICE									
Lap	1	2	3	4	5	6	7	8	9	10
1	1:09.93	1:02.70	1:02.73	1:02.61						
63	David BRISTOW									
Lap	1	2	3	4	5	6	7	8	9	10
1	1:10.54	1:02.92	1:02.27	1:02.88						
67	Danny LODER									
Lap	1	2	3	4	5	6	7	8	9	10
1	1:17.78	1:07.41	1:11.86	1:08.88	1:08.79	1:48.55	1:11.59			

74	Bob WEST										
	Lap	1	2	3	4	5	6	7	8	9	10
	1	1:18.94	1:09.98	1:09.44	1:09.80						

109	Paul FITZGERALD										
	Lap	1	2	3	4	5	6	7	8	9	10
	1	1:19.63	1:08.34	1:08.40							

116	Shaun FAIRHEAD										
	Lap	1	2	3	4	5	6	7	8	9	10
	1	1:12.82	1:06.21	1:07.58	1:08.81	1:10.85					

Lap Chart

ACU BRITISH SUPER SCOOTER CHAMPIONSHIP - RACE 34

Lap 1		Lap 2		Lap 3		Lap 4		Lap 5		Lap 6		Lap 7		Lap 8		Lap 9		Lap 10	
No	Time	No	Time	No	Time	No	Time	No	Time	No	Time	No	Time	No	Time	No	Time	No	Time
20	1:05.43	20	2:05.11	20	3:04.53	20	4:03.76	20	5:03.90	20	6:04.79	20	7:15.06	20	8:16.06				
4	1:08.08	4	2:11.26	4	3:14.11	4	4:16.84	4	5:20.29	25	6:04.89 *1	22	7:18.41 *1	36	8:18.91 *1				
52	1:09.83	60	2:12.63	60	3:15.36	60	4:17.97	116	5:46.27	4	6:25.38	4	7:33.13	22	8:29.34 *1				
60	1:09.93	63	2:13.46	63	3:15.73	63	4:18.61	52	5:46.28	36	7:08.11	12	7:33.42 *1	4	8:41.47				
63	1:10.54	52	2:14.36	52	3:19.66	52	4:24.81	41	5:46.48			25	7:34.12 *1	25	8:49.85 *1				
41	1:12.45	41	2:17.36	41	3:22.84	41	4:28.64	22	5:53.31			52	7:41.07 *1	41	8:54.25 *1				
116	1:12.82	116	2:19.03	116	3:26.61	116	4:35.42	36	5:54.30			67	7:43.27 *1	12	8:54.71 *1				
36	1:15.89	36	2:24.12	36	3:32.34	36	4:40.50	67	5:54.72			41	7:45.62 *1	67	8:54.86 *1				
22	1:16.88	67	2:25.19	22	3:34.66	22	4:43.97	12	6:01.71					52	8:58.26 *1				
67	1:17.78	22	2:25.64	10	3:36.02	67	4:45.93												
10	1:18.75	10	2:27.06	109	3:36.37	10	4:46.84												
74	1:18.94	109	2:27.97	67	3:37.05	74	4:48.16												
109	1:19.63	74	2:28.92	12	3:38.29	12	4:48.72												
25	1:19.68	12	2:29.15	74	3:38.36	25	4:53.35												
12	1:20.19	25	2:30.39	25	3:41.77														
44	1:20.29																		



ACU BRITISH SUPER SCOOTER CHAMPIONSHIP

RESULT - RACE 34

PI	No	Evt	Name	Machine	Laps	Time	Behind	MPH	Best Lap on	MPH
1	20	6	Darren CONNEELY	Lambretta 230	5	5:03.90		82.33	59.23	4 84.48
2	4	6	Stephen WRIGHT	Lambretta DSC RB	5	5:20.29	16.39	78.12	1:02.73	4 79.77
3	116	6	Shaun FAIRHEAD	Lambretta 250	5	5:46.27	42.37	72.26	1:06.21	2 75.58
4	52	6a	John WOODS	Gilera Runner 179	5	5:46.28	42.38	72.25	1:04.53	2 77.55
5	41	6	Stuart DAY	Lambretta 240	5	5:46.48	42.58	72.21	1:04.91	2 77.09
6	22	6a	Alex VAN DYKE	Gilera Runner 176	5	5:53.31	49.41	70.82	1:08.76	2 72.77
7	36	6a	Nikita MCNALLY	Piaggio Zip 78	5	5:54.30	50.40	70.62	1:08.16	4 73.42
8	67	6	Danny LODER	Vespa Hornet 144	5	5:54.72	50.82	70.53	1:07.41	2 74.23
9	12	6	Jeremy STEEL	Lambretta GP200	5	6:01.71	57.81	69.17	1:08.96	2 72.56
Not-Classified										
60	6		Justin PRICE	Lambretta GP 230	4	4:17.97	DNF	77.59	1:02.61	4 79.92
63	6		David BRISTOW	Lambretta Hornett PX 26	4	4:18.61	DNF	77.40	1:02.27	3 80.36
10	6		Drew DUNCAN	Lambretta Jet 200	4	4:46.84	DNF	69.78	1:08.31	2 73.25
74	6		Bob WEST	Lambretta SRP 200	4	4:48.16	DNF	69.46	1:09.44	3 72.06
25	6a		Thomas SHAW	Scomadi TL 200	4	4:53.35	DNF	68.23	1:10.71	2 70.77
109	6		Paul FITZGERALD	Lambretta GP205	3	3:36.37	DNF	69.38	1:08.34	2 73.22
44	6a		Mark CLIPSTONE	Piaggio Zip 95	1	1:20.29	DNF	62.32		0 0.00
Fastest Lap										
20	6		Darren CONNEELY	Lambretta 230					59.23	4 84.48

Start Time : 15:23

Mallory Park

14 Apr 19 15:57

Clerk of Course :

Time Issued :

Chief Timekeeper : Graham Marshall

THESE RESULTS ARE PROVISIONAL UNTIL THE CONCLUSION OF ANY JUDICIAL AND TECHNICAL MATTERS

HS Sports Timing and Results Systems - Results and Lap Times at www.hssports.co.uk

BRITISH HISTORIC RACING

RESULT - RACE 34

EVENT 6

PI	No	Evt	Name	Machine	Laps	Time	MPH	Best Lap on	MPH
1	20	6	Darren CONNEELY	Lambretta 230	5	5:03.90	82.33	59.23	4 84.48
2	4	6	Stephen WRIGHT	Lambretta DSC RB	5	5:20.29	78.12	1:02.73	4 79.77
3	116	6	Shaun FAIRHEAD	Lambretta 250	5	5:46.27	72.26	1:06.21	2 75.58
4	41	6	Stuart DAY	Lambretta 240	5	5:46.48	72.21	1:04.91	2 77.09
5	67	6	Danny LODER	Vespa Hornet 144	5	5:54.72	70.53	1:07.41	2 74.23
6	12	6	Jeremy STEEL	Lambretta GP200	5	6:01.71	69.17	1:08.96	2 72.56
<u>Not-Classified</u>									
60	6	6	Justin PRICE	Lambretta GP 230	4	4:17.97	DNF	77.59	1:02.61 4 79.92
63	6	6	David BRISTOW	Lambretta Hornett PX 26	4	4:18.61	DNF	77.40	1:02.27 3 80.36
10	6	6	Drew DUNCAN	Lambretta Jet 200	4	4:46.84	DNF	69.78	1:08.31 2 73.25
74	6	6	Bob WEST	Lambretta SRP 200	4	4:48.16	DNF	69.46	1:09.44 3 72.06
109	6	6	Paul FITZGERALD	Lambretta GP205	3	3:36.37	DNF	69.38	1:08.34 2 73.22
<u>Fastest Lap</u>									
20	6	6	Darren CONNEELY	Lambretta 230				59.23	4 84.48

EVENT 6a

PI	No	Evt	Name	Machine	Laps	Time	MPH	Best Lap on	MPH
1	52	6a	John WOODS	Gilera Runner 179	5	5:46.28	72.25	1:04.53	2 77.55
2	22	6a	Alex VAN DYKE	Gilera Runner 176	5	5:53.31	70.82	1:08.76	2 72.77
3	36	6a	Nikita MCNALLY	Piaggio Zip 78	5	5:54.30	70.62	1:08.16	4 73.42
<u>Not-Classified</u>									
25	6a	6a	Thomas SHAW	Scomadi TL 200	4	4:53.35	DNF	68.23	1:10.71 2 70.77
44	6a	6a	Mark CLIPSTONE	Piaggio Zip 95	1	1:20.29	DNF	62.32	0 0.00
<u>Fastest Lap</u>									
52	6a	6a	John WOODS	Gilera Runner 179				1:04.53	2 77.55

Start Time : 15:23

Mallory Park

14 Apr 19 15:57

Clerk of Course :

Time Issued :

Chief Timekeeper : Graham Marshall

THESE RESULTS ARE PROVISIONAL UNTIL THE CONCLUSION OF ANY JUDICIAL AND TECHNICAL MATTERS


HS Sports Timing and Results Systems - Results and Lap Times at www.hssports.co.uk

RACE GRID

ACU BRITISH SUPER SCOOTER CHAMPIONSHIP

RACE 14, 23 and 34

ROW 7	109 01:11.530 Paul FITZGERALD	19 01:11.360 Mark SHIRLEY	27 01:11.270 Ian SCUTT
ROW 6	44 01:09.940 Mark CLIPSTONE	10 01:09.890 Drew DUNCAN	74 01:09.660 Bob WEST
ROW 5	36 01:09.530 Nikita MCNALLY	76 01:09.070 Pete MOLKENTHIN	67 01:09.020 Danny LODER
ROW 4	22 01:08.820 Alex VAN DYKE	12 01:08.600 Jeremy STEEL	41 01:07.780 Stuart DAY
ROW 3	116 01:07.430 Shaun FAIRHEAD	47 01:06.530 Graham TATTON	30 01:06.140 Chris COOK
ROW 2	52 01:04.280 John WOODS	7 01:03.950 Warren WILKINSON	63 01:03.840 David BRISTOW
ROW 1	4 01:03.710 Stephen WRIGHT	60 01:02.820 Justin PRICE	20 01:00.700 Darren CONNEELY
POLE			



ACU BRITISH SUPER SCOOTER CHAMPIONSHIP

LAP TIMES - RACE 34

4	Stephen WRIGHT										
	Lap	1	2	3	4	5	6	7	8	9	10
	1	1:08.08	1:03.18	1:02.85	1:02.73	1:03.45					
10	Drew DUNCAN										
	Lap	1	2	3	4	5	6	7	8	9	10
	1	1:18.75	1:08.31	1:08.96	1:10.82						
12	Jeremy STEEL										
	Lap	1	2	3	4	5	6	7	8	9	10
	1	1:20.19	1:08.96	1:09.14	1:10.43	1:12.99					
20	Darren CONNEELY										
	Lap	1	2	3	4	5	6	7	8	9	10
	1	1:05.43	59.68	59.42	59.23	1:00.14					
22	Alex VAN DYKE										
	Lap	1	2	3	4	5	6	7	8	9	10
	1	1:16.88	1:08.76	1:09.02	1:09.31	1:09.34					
25	Thomas SHAW										
	Lap	1	2	3	4	5	6	7	8	9	10
	1	1:19.68	1:10.71	1:11.38	1:11.58						
36	Nikita MCNALLY										
	Lap	1	2	3	4	5	6	7	8	9	10
	1	1:15.89	1:08.23	1:08.22	1:08.16	1:13.80					
41	Stuart DAY										
	Lap	1	2	3	4	5	6	7	8	9	10
	1	1:12.45	1:04.91	1:05.48	1:05.80	1:17.84					
44	Mark CLIPSTONE										
	Lap	1	2	3	4	5	6	7	8	9	10
	1	1:20.29									
52	John WOODS										
	Lap	1	2	3	4	5	6	7	8	9	10
	1	1:09.83	1:04.53	1:05.30	1:05.15	1:21.47					
60	Justin PRICE										
	Lap	1	2	3	4	5	6	7	8	9	10
	1	1:09.93	1:02.70	1:02.73	1:02.61						
63	David BRISTOW										
	Lap	1	2	3	4	5	6	7	8	9	10
	1	1:10.54	1:02.92	1:02.27	1:02.88						
67	Danny LODER										
	Lap	1	2	3	4	5	6	7	8	9	10
	1	1:17.78	1:07.41	1:11.86	1:08.88	1:08.79					

74	Bob WEST										
	Lap	1	2	3	4	5	6	7	8	9	10
	1	1:18.94	1:09.98	1:09.44	1:09.80						

109	Paul FITZGERALD										
	Lap	1	2	3	4	5	6	7	8	9	10
	1	1:19.63	1:08.34	1:08.40							

116	Shaun FAIRHEAD										
	Lap	1	2	3	4	5	6	7	8	9	10
	1	1:12.82	1:06.21	1:07.58	1:08.81	1:10.85					

Lap Chart

ACU BRITISH SUPER SCOOTER CHAMPIONSHIP - RACE 34

Lap 1		Lap 2		Lap 3		Lap 4		Lap 5		Lap 6		Lap 7		Lap 8		Lap 9		Lap 10	
No	Time	No	Time	No	Time	No	Time	No	Time	No	Time	No	Time	No	Time	No	Time	No	Time
20	1:05.43	20	2:05.11	20	3:04.53	20	4:03.76	20	5:03.90										
4	1:08.08	4	2:11.26	4	3:14.11	4	4:16.84	4	5:20.29										
52	1:09.83	60	2:12.63	60	3:15.36	60	4:17.97	116	5:46.27										
60	1:09.93	63	2:13.46	63	3:15.73	63	4:18.61	52	5:46.28										
63	1:10.54	52	2:14.36	52	3:19.66	52	4:24.81	41	5:46.48										
41	1:12.45	41	2:17.36	41	3:22.84	41	4:28.64	22	5:53.31										
116	1:12.82	116	2:19.03	116	3:26.61	116	4:35.42	36	5:54.30										
36	1:15.89	36	2:24.12	36	3:32.34	36	4:40.50	67	5:54.72										
22	1:16.88	67	2:25.19	22	3:34.66	22	4:43.97	12	6:01.71										
67	1:17.78	22	2:25.64	10	3:36.02	67	4:45.93												
10	1:18.75	10	2:27.06	109	3:36.37	10	4:46.84												
74	1:18.94	109	2:27.97	67	3:37.05	74	4:48.16												
109	1:19.63	74	2:28.92	12	3:38.29	12	4:48.72												
25	1:19.68	12	2:29.15	74	3:38.36	25	4:53.35												
12	1:20.19	25	2:30.39	25	3:41.77														
44	1:20.29																		

BRITISH HISTORIC RACING

EVENTS 8, 9, 10, 14 & 22

RESULT - RACE 35

PI	No	Evt	Name	Machine	Laps	Time	Behind	MPH	Best Lap on	MPH
1	75	22	James LUCK	Supermono Tigcraft 690	8	7:47.86		85.56	56.91	3 87.93
2	59	22	Dan LEDGER	KTM Supermono 650	8	7:49.86	2.00	85.20	57.14	5 87.57
3	72	10	Graham WILLIAMS	Norton Weslake 750	8	7:51.85	3.99	84.84	57.81	8 86.56
4	69	22	Patrick WELCH	W R D 690	8	8:00.73	12.87	83.27	57.80	7 86.57
5	35	22	Keith BROWN	MHD Suzuki 794	8	8:05.61	17.75	82.44	59.05	6 84.74
6	91	8	Kevin THURSTON	Petty Weslake 750	8	8:07.85	19.99	82.06	59.38	6 84.27
7	279	10	Paul JOHNSON	Triumph Rob North 750	8	8:09.12	21.26	81.84	59.40	6 84.24
8	79	10	Tony JIMENEZ	Norton Atlas 750	8	8:09.83	21.97	81.73	59.09	2 84.68
9	3	22	Benjamin HEATON	Tigcraft KTM690	8	8:30.90	43.04	78.36	1:00.67	7 82.48
10	14	9	Martin OWEN	Triumph 6T 649	8	8:35.14	47.28	77.71	1:01.58	8 81.26
11	10	22	David GLOSSOP	KTM 390	8	8:38.75	50.89	77.17	1:02.79	7 79.69
12	186	8	Sean GAUCHWIN	Triumph Rob North 750	8	8:40.61	52.75	76.89	1:03.33	3 79.01
13	67	14	Bart REID	Suzuki GS1000	8	8:45.18	57.32	76.23	1:03.87	7 78.35
14	123	10	Ralph COLDWELL	Norton Seeley 920	8	8:48.39	1:00.53	75.76	1:03.97	8 78.22
15	4	22	Scarlett ROBINSON	KTM RC390	8	8:49.68	1:01.82	75.58	1:03.99	6 78.20
16	222	9	Ian VERRINDER	Norton Atlas 745	7	7:54.26	1 Lap	73.86	1:06.24	3 75.54
17	34	22	Alyssia WHITMORE	KTM RC390	7	8:05.67	1 Lap	72.12	1:06.27	7 75.51
18	143	14	Stefan DILLEY	Honda CB650	7	8:15.98	1 Lap	70.62	1:08.29	6 73.28
19	273	14	Tony HAYWOOD	Norton Rotary 588	7	8:33.87	1 Lap	68.17	1:09.33	3 72.18
20	64	9	Mike LEY	BSA A10 650	6	7:51.65	2 Laps	63.66	1:16.65	6 65.28

Fastest Lap

75 22 James LUCK Supermono Tigcraft 690 56.91 3 87.93

Start Time : 15:48

Mallory Park

14 Apr 19 16:00

Clerk of Course :

Time Issued :

Chief Timekeeper : Graham Marshall

THESE RESULTS ARE PROVISIONAL UNTIL THE CONCLUSION OF ANY JUDICIAL AND TECHNICAL MATTERS

HS Sports Timing and Results Systems - Results and Lap Times at www.hssports.co.uk

BRITISH HISTORIC RACING

RESULT - RACE 35

EVENT 10

PI	No	Evt	Name	Machine	Laps	Time	MPH	Best Lap on	MPH
1	72	10	Graham WILLIAMS	Norton Weslake 750	8	7:51.85	84.84	57.81	8 86.56
2	279	10	Paul JOHNSON	Triumph Rob North 750	8	8:09.12	81.84	59.40	6 84.24
3	79	10	Tony JIMENEZ	Norton Atlas 750	8	8:09.83	81.73	59.09	2 84.68
4	123	10	Ralph COLDWELL	Norton Seeley 920	8	8:48.39	75.76	1:03.97	8 78.22

Fastest Lap

72	10	Graham WILLIAMS	Norton Weslake 750	57.81	8	86.56
----	----	-----------------	--------------------	-------	---	-------

EVENT 14

PI	No	Evt	Name	Machine	Laps	Time	MPH	Best Lap on	MPH
1	67	14	Bart REID	Suzuki GS1000	8	8:45.18	76.23	1:03.87	7 78.35
2	143	14	Stefan DILLEY	Honda CB650	7	8:15.98	70.62	1:08.29	6 73.28
3	273	14	Tony HAYWOOD	Norton Rotary 588	7	8:33.87	68.17	1:09.33	3 72.18

Fastest Lap

67	14	Bart REID	Suzuki GS1000	1:03.87	7	78.35
----	----	-----------	---------------	---------	---	-------

EVENT 22

PI	No	Evt	Name	Machine	Laps	Time	MPH	Best Lap on	MPH
1	75	22	James LUCK	Supermono Tigcraft 690	8	7:47.86	85.56	56.91	3 87.93
2	59	22	Dan LEDGER	KTM Supermono 650	8	7:49.86	85.20	57.14	5 87.57
3	69	22	Patrick WELCH	W R D 690	8	8:00.73	83.27	57.80	7 86.57
4	35	22	Keith BROWN	MHD Suzuki 794	8	8:05.61	82.44	59.05	6 84.74
5	3	22	Benjamin HEATON	Tigcraft KTM690	8	8:30.90	78.36	1:00.67	7 82.48
6	10	22	David GLOSSOP	KTM 390	8	8:38.75	77.17	1:02.79	7 79.69
7	4	22	Scarlett ROBINSON	KTM RC390	8	8:49.68	75.58	1:03.99	6 78.20
8	34	22	Alyssia WHITMORE	KTM RC390	7	8:05.67	72.12	1:06.27	7 75.51

Fastest Lap

75	22	James LUCK	Supermono Tigcraft 690	56.91	3	87.93
----	----	------------	------------------------	-------	---	-------

Start Time : 15:48

Mallory Park

14 Apr 19 16:00

Clerk of Course :

Time Issued :

Chief Timekeeper : Graham Marshall

THESE RESULTS ARE PROVISIONAL UNTIL THE CONCLUSION OF ANY JUDICIAL AND TECHNICAL MATTERS

HS Sports Timing and Results Systems - Results and Lap Times at www.hssports.co.uk

BRITISH HISTORIC RACING

RESULT - RACE 35

EVENT 8

PI	No	Evt	Name	Machine	Laps	Time	MPH	Best Lap on	MPH
1	91	8	Kevin THURSTON	Petty Weslake 750	8	8:07.85	82.06	59.38	6 84.27
2	186	8	Sean GAUCHWIN	Triumph Rob North 750	8	8:40.61	76.89	1:03.33	3 79.01

Fastest Lap

91 8 Kevin THURSTON Petty Weslake 750 59.38 6 84.27

EVENT 9

PI	No	Evt	Name	Machine	Laps	Time	MPH	Best Lap on	MPH
1	14	9	Martin OWEN	Triumph 6T 649	8	8:35.14	77.71	1:01.58	8 81.26
2	222	9	Ian VERRINDER	Norton Atlas 745	7	7:54.26	73.86	1:06.24	3 75.54
3	64	9	Mike LEY	BSA A10 650	6	7:51.65	63.66	1:16.65	6 65.28

Fastest Lap

14 9 Martin OWEN Triumph 6T 649 1:01.58 8 81.26

Start Time : 15:48

Mallory Park

14 Apr 19 16:00

Clerk of Course :

Time Issued :

Chief Timekeeper : Graham Marshall

THESE RESULTS ARE PROVISIONAL UNTIL THE CONCLUSION OF ANY JUDICIAL AND TECHNICAL MATTERS

HS Sports Timing and Results Systems - Results and Lap Times at www.hssports.co.uk

RACE GRID

EVENTS 8, 9, 10, 14 & 22

RACE 35

ROW 8			64 01:15.740 Mike LEY
ROW 7	273 01:10.580 Tony HAYWOOD	222 01:05.900 Ian VERRINDER	143 01:05.550 Stefan DILLEY
ROW 6	34 01:05.340 Alyssia WHITMORE	4 01:03.720 Scarlett ROBINSON	10 01:03.210 David GLOSSOP
ROW 5	67 01:03.080 Bart REID	255 01:03.000 Alan FOSTER	166 01:02.590 Les WHISTON
ROW 4	15 01:01.760 John TALBOT	14 01:01.720 Martin OWEN	123 01:01.610 Ralph COLDWELL
ROW 3	186 01:01.350 Sean GAUCHWIN	279 01:00.260 Paul JOHNSON	91 59.160 Kevin THURSTON
ROW 2	79 58.610 Tony JIMENEZ	35 58.270 Keith BROWN	69 58.190 Patrick WELCH
ROW 1	72 57.530 Graham WILLIAMS	59 56.790 Dan LEDGER	75 56.380 James LUCK
POLE			

EVENTS 8, 9, 10, 14 & 22

LAP TIMES - RACE 35

3	Benjamin HEATON									
Lap	1	2	3	4	5	6	7	8	9	10
1	1:14.82	1:03.66	1:02.66	1:01.60	1:02.36	1:03.15	1:00.67	1:01.98		
4	Scarlett ROBINSON									
Lap	1	2	3	4	5	6	7	8	9	10
1	1:14.42	1:06.17	1:05.06	1:04.87	1:04.43	1:03.99	1:06.52	1:04.22		
10	David GLOSSOP									
Lap	1	2	3	4	5	6	7	8	9	10
1	1:12.85	1:04.66	1:03.22	1:03.11	1:02.93	1:03.84	1:02.79	1:05.35		
14	Martin OWEN									
Lap	1	2	3	4	5	6	7	8	9	10
1	1:14.28	1:03.39	1:02.00	1:02.80	1:04.40	1:04.10	1:02.59	1:01.58		
34	Alyssia WHITMORE									
Lap	1	2	3	4	5	6	7	8	9	10
1	1:20.19	1:09.05	1:09.06	1:06.92	1:07.77	1:06.41	1:06.27			
35	Keith BROWN									
Lap	1	2	3	4	5	6	7	8	9	10
1	1:05.08	59.70	1:00.91	1:00.41	1:00.36	59.05	1:00.39	59.71		
59	Dan LEDGER									
Lap	1	2	3	4	5	6	7	8	9	10
1	1:04.28	57.57	57.49	59.50	57.14	58.62	57.51	57.75		
64	Mike LEY									
Lap	1	2	3	4	5	6	7	8	9	10
1	1:26.10	1:16.86	1:17.30	1:17.22	1:17.52	1:16.65				
67	Bart REID									
Lap	1	2	3	4	5	6	7	8	9	10
1	1:12.44	1:05.50	1:05.86	1:05.05	1:04.05	1:04.15	1:03.87	1:04.26		
69	Patrick WELCH									
Lap	1	2	3	4	5	6	7	8	9	10
1	1:10.24	59.15	58.30	58.51	59.60	58.35	57.80	58.78		
72	Graham WILLIAMS									
Lap	1	2	3	4	5	6	7	8	9	10
1	1:02.73	57.85	58.65	59.36	58.27	59.29	57.89	57.81		
75	James LUCK									
Lap	1	2	3	4	5	6	7	8	9	10
1	1:05.31	57.29	56.91	56.95	58.11	58.09	57.32	57.88		
79	Tony JIMENEZ									
Lap	1	2	3	4	5	6	7	8	9	10
1	1:06.42	59.09	1:01.04	1:00.80	1:00.06	1:00.05	1:01.22	1:01.15		

91	Kevin THURSTON									
Lap	1	2	3	4	5	6	7	8	9	10
1	1:07.46	1:01.12	1:00.48	59.82	59.81	59.38	59.55	1:00.23		
123	Ralph COLDWELL									
Lap	1	2	3	4	5	6	7	8	9	10
1	1:13.59	1:06.12	1:04.90	1:05.07	1:04.27	1:04.02	1:06.45	1:03.97		
143	Stefan DILLEY									
Lap	1	2	3	4	5	6	7	8	9	10
1	1:21.99	1:08.97	1:09.14	1:08.38	1:08.62	1:08.29	1:10.59			
186	Sean GAUCHWIN									
Lap	1	2	3	4	5	6	7	8	9	10
1	1:10.24	1:04.25	1:03.33	1:03.52	1:04.72	1:03.39	1:03.81	1:07.35		
222	Ian VERRINDER									
Lap	1	2	3	4	5	6	7	8	9	10
1	1:15.75	1:06.40	1:06.24	1:06.52	1:06.68	1:06.31	1:06.36			
273	Tony HAYWOOD									
Lap	1	2	3	4	5	6	7	8	9	10
1	1:22.11	1:10.11	1:09.33	1:10.34	1:18.98	1:11.94	1:11.06			
279	Paul JOHNSON									
Lap	1	2	3	4	5	6	7	8	9	10
1	1:07.08	1:00.24	1:00.24	1:00.08	1:00.68	59.40	1:00.18	1:01.22		

Lap Chart

EVENTS 8, 9, 10, 14 & 22 - RACE 35

Lap 1		Lap 2		Lap 3		Lap 4		Lap 5		Lap 6		Lap 7		Lap 8		Lap 9		Lap 10		
No	Time	No	Time	No	Time	No	Time	No	Time	No	Time	No	Time	No	Time	No	Time	No	Time	
72	1:02.73	72	2:00.58	72	2:59.23	75	3:56.46	75	4:54.57	75	5:52.66	75	6:49.98	75	7:47.86					
59	1:04.28	59	2:01.85	59	2:59.34	72	3:58.59	59	4:55.98	34	5:52.99 *1	59	6:52.11	59	7:49.86					
35	1:05.08	75	2:02.60	75	2:59.51	59	3:58.84	72	4:56.86	59	5:54.60	72	6:54.04	64	7:51.65 *2					
75	1:05.31	35	2:04.78	35	3:05.69	64	4:00.26 *1	69	5:05.80	72	5:56.15	34	6:59.40 *1	72	7:51.85					
79	1:06.42	79	2:05.51	79	3:06.55	35	4:06.10	35	5:06.46	143	5:57.10 *1	69	7:01.95	222	7:54.26 *1					
279	1:07.08	279	2:07.32	279	3:07.56	69	4:06.20	79	5:07.41	69	6:04.15	143	7:05.39 *1	69	8:00.73					
91	1:07.46	91	2:08.58	69	3:07.69	79	4:07.35	279	5:08.32	35	6:05.51	35	7:05.90	35	8:05.61					
186	1:10.24	69	2:09.39	91	3:09.06	279	4:07.64	91	5:08.69	79	6:07.46	91	7:07.62	34	8:05.67 *1					
69	1:10.24	186	2:14.49	186	3:17.82	91	4:08.88	64	5:17.48 *1	279	6:07.72	279	7:07.90	91	8:07.85					
67	1:12.44	10	2:17.51	14	3:19.67	186	4:21.34	3	5:25.10	91	6:08.07	79	7:08.68	279	8:09.12					
10	1:12.85	14	2:17.67	10	3:20.73	14	4:22.47	186	5:26.06	273	6:10.87 *1	273	7:22.81 *1	79	8:09.83					
123	1:13.59	67	2:17.94	3	3:21.14	3	4:22.74	10	5:26.77	3	6:28.25	3	7:28.92	143	8:15.98 *1					
14	1:14.28	3	2:18.48	67	3:23.80	10	4:23.84	14	5:26.87	186	6:29.45	186	7:33.26	3	8:30.90					
4	1:14.42	123	2:19.71	123	3:24.61	67	4:28.85	67	5:32.90	10	6:30.61	10	7:33.40	273	8:33.87 *1					
3	1:14.82	4	2:20.59	4	3:25.65	123	4:29.68	123	5:33.95	14	6:30.97	14	7:33.56	14	8:35.14					
222	1:15.75	222	2:22.15	222	3:28.39	4	4:30.52	4	5:34.95	64	6:35.00 *1	67	7:40.92	10	8:38.75					
34	1:20.19	34	2:29.24	34	3:38.30	222	4:34.91	222	5:41.59	67	6:37.05	123	7:44.42	186	8:40.61					
143	1:21.99	143	2:30.96	143	3:40.10	34	4:45.22			123	6:37.97	4	7:45.46	67	8:45.18					
273	1:22.11	273	2:32.22	273	3:41.55	143	4:48.48			4	6:38.94			123	8:48.39					
64	1:26.10	64	2:42.96			273	4:51.89			222	6:47.90			4	8:49.68					



EVENTS 15, 16, 17 & 23A

RESULT - RACE 36

PI	No	Evt	Name	Machine	Laps	Time	Behind	MPH	Best Lap on	MPH
1	34	17	TUER/ TUER	Morgan Racing 1208	8	8:25.51		79.19	1:01.44	8 81.45
2	46	17	BIBBY/ SIMONS-WESTON	Morgan Racing 1208	8	8:25.61	0.10	79.18	1:01.43	8 81.46
3	187	17	ABRAHAMS/ ABRAHAMS	Vincent Rapide 1275	8	8:35.67	10.16	77.63	1:03.22	4 79.15
4	69	17	BOOTE/ MORRIS	Nourish MRE 950	8	8:45.36	19.85	76.20	1:03.69	2 78.57
5	51	17	ORMROD/ NEAL	Curley Trike 1297	8	8:45.48	19.97	76.18	1:04.12	6 78.04
6	4	16	BLEACH/ DAWS	Norton Ducker Lynx 750	8	8:55.39	29.88	74.77	1:04.96	3 77.03
7	11	17	QUIRK/ WESTON	Vincent Rapide 1272	8	9:02.33	36.82	73.81	1:05.95	3 75.88
8	656	23a	DAVENPORT/ DAVENPORT	Aprilia RS	8	9:15.67	50.16	72.04	1:07.96	8 73.63
9	27	17	HUTCHINSON/ TBA	Berkeley T60 1293	8	9:17.13	51.62	71.85	1:08.16	7 73.42
10	78	16	WICKETT/ DUPLOCK	Triumph Thunderbird 74	7	8:49.40	1 Lap	66.17	1:12.80	7 68.74
11	119	17	TEAGLES/ BALLAST	Berkeley T60 875	7	8:49.68	1 Lap	66.13	1:12.74	2 68.79
12	87	16	SYKES/ RUTH	BMW 750	7	8:56.49	1 Lap	65.29	1:14.25	3 67.39

Not-Classified

65	16	COX/ BERESFORD	Triumph Bonneville 750	2	2:58.51	DNF	56.06	1:20.18	2 62.41
----	----	----------------	------------------------	---	---------	-----	-------	---------	---------

Fastest Lap

46	17	BIBBY/ SIMONS-WESTON	Morgan Racing 1208					1:01.43	8 81.46
----	----	----------------------	--------------------	--	--	--	--	---------	---------

Start Time : 16:29

Mallory Park

14 Apr 19 16:40

Clerk of Course :

Time Issued :

Chief Timekeeper : Graham Marshall

THESE RESULTS ARE PROVISIONAL UNTIL THE CONCLUSION OF ANY JUDICIAL AND TECHNICAL MATTERS

HS Sports Timing and Results Systems - Results and Lap Times at www.hssports.co.uk

BRITISH HISTORIC RACING

RESULT - RACE 36

EVENT 16

PI	No	Evt	Name	Machine	Laps	Time	MPH	Best Lap on	MPH	
1	4	16	BLEACH/ DAWS	Norton Ducker Lynx 750	8	8:55.39	74.77	1:04.96	3 77.03	
2	78	16	WICKETT/ DUPLOCK	Triumph Thunderbird 74	7	8:49.40	66.17	1:12.80	7 68.74	
3	87	16	SYKES/ RUTH	BMW 750	7	8:56.49	65.29	1:14.25	3 67.39	
<u>Not-Classified</u>										
	65	16	COX/ BERESFORD	Triumph Bonneville 750	2	2:58.51	DNF	56.06	1:20.18	2 62.41
<u>Fastest Lap</u>										
	4	16	BLEACH/ DAWS	Norton Ducker Lynx 750				1:04.96	3 77.03	

EVENT 17

PI	No	Evt	Name	Machine	Laps	Time	MPH	Best Lap on	MPH
1	34	17	TUER/ TUER	Morgan Racing 1208	8	8:25.51	79.19	1:01.44	8 81.45
2	46	17	BIBBY/ SIMONS-WESTON	Morgan Racing 1208	8	8:25.61	79.18	1:01.43	8 81.46
3	187	17	ABRAHAMS/ ABRAHAMS	Vincent Rapide 1275	8	8:35.67	77.63	1:03.22	4 79.15
4	69	17	BOOTE/ MORRIS	Nourish MRE 950	8	8:45.36	76.20	1:03.69	2 78.57
5	51	17	ORMROD/ NEAL	Curley Trike 1297	8	8:45.48	76.18	1:04.12	6 78.04
6	11	17	QUIRK/ WESTON	Vincent Rapide 1272	8	9:02.33	73.81	1:05.95	3 75.88
7	27	17	HUTCHINSON/ TBA	Berkeley T60 1293	8	9:17.13	71.85	1:08.16	7 73.42
8	119	17	TEAGLES/ BALLAST	Berkeley T60 875	7	8:49.68	66.13	1:12.74	2 68.79
<u>Fastest Lap</u>									
	46	17	BIBBY/ SIMONS-WESTON	Morgan Racing 1208				1:01.43	8 81.46

EVENT 23a

PI	No	Evt	Name	Machine	Laps	Time	MPH	Best Lap on	MPH
1	656	23a	DAVENPORT/ DAVENPORT	Aprilia RS	8	9:15.67	72.04	1:07.96	8 73.63
<u>Fastest Lap</u>									
	656	23a	DAVENPORT/ DAVENPORT	Aprilia RS				1:07.96	8 73.63

Start Time : 16:29

Mallory Park

14 Apr 19 16:41

Clerk of Course :

Time Issued :

Chief Timekeeper : Graham Marshall

THESE RESULTS ARE PROVISIONAL UNTIL THE CONCLUSION OF ANY JUDICIAL AND TECHNICAL MATTERS

HS Sports Timing and Results Systems - Results and Lap Times at www.hssports.co.uk


RACE GRID

EVENTS 15, 16, 17 & 23A

RACE 36

ROW 8	97 - DAWSON/ BAR	441 01:18.550 PICKUP/ PICKUP
ROW 7	87 01:13.130 SYKES/ RUTH	78 01:11.030 WICKETT/ DUPLOCK
ROW 6	119 01:09.660 TEAGLES/ BALLAST	16 01:08.470 HODGSON/ HODGSON
ROW 5	656 01:07.530 DAVENPORT/ DAVENPO	27 01:06.690 HUTCHINSON/ TBA
ROW 4	4 01:04.570 BLEACH/ DAWS	11 01:04.550 QUIRK/ WESTON
ROW 3	69 01:04.020 BOOTE/ MORRIS	187 01:01.970 ABRAHAMS/ ABRAHAM
ROW 2	51 01:01.920 ORMROD/ NEAL	46 01:01.390 BIBBY/ SIMONS-WESTO
ROW 1	34 01:01.150 TUER/ TUER	15 58.670 THOMPSON/ DEAN

POLE



EVENTS 15, 16, 17 & 23A

LAP TIMES - RACE 36

4	BLEACH/ DAWS										
	Lap	1	2	3	4	5	6	7	8	9	10
	1	1:14.31	1:05.04	1:04.96	1:05.27	1:06.32	1:06.46	1:06.82	1:06.21		
11	QUIRK/ WESTON										
	Lap	1	2	3	4	5	6	7	8	9	10
	1	1:13.69	1:07.09	1:05.95	1:06.62	1:06.40	1:07.10	1:07.30	1:08.18		
27	HUTCHINSON/ TBA										
	Lap	1	2	3	4	5	6	7	8	9	10
	1	1:15.85	1:08.44	1:08.67	1:08.61	1:09.79	1:08.60	1:08.16	1:09.01		
34	TUER/ TUER										
	Lap	1	2	3	4	5	6	7	8	9	10
	1	1:08.51	1:02.90	1:02.90	1:02.98	1:02.12	1:02.72	1:01.94	1:01.44		
46	BIBBY/ SIMONS-WESTON										
	Lap	1	2	3	4	5	6	7	8	9	10
	1	1:08.64	1:02.93	1:02.98	1:02.92	1:02.05	1:02.73	1:01.93	1:01.43		
51	ORMROD/ NEAL										
	Lap	1	2	3	4	5	6	7	8	9	10
	1	1:11.52	1:05.07	1:04.87	1:05.14	1:04.43	1:04.12	1:04.59	1:05.74		
65	COX/ BERESFORD										
	Lap	1	2	3	4	5	6	7	8	9	10
	1	1:38.33	1:20.18								
69	BOOTE/ MORRIS										
	Lap	1	2	3	4	5	6	7	8	9	10
	1	1:11.19	1:03.69	1:04.33	1:04.46	1:05.50	1:05.09	1:05.23	1:05.87		
78	WICKETT/ DUPLOCK										
	Lap	1	2	3	4	5	6	7	8	9	10
	1	1:22.61	1:14.49	1:14.60	1:15.92	1:14.40	1:14.58	1:12.80			
87	SYKES/ RUTH										
	Lap	1	2	3	4	5	6	7	8	9	10
	1	1:21.80	1:14.58	1:14.25	1:18.09	1:15.52	1:16.67	1:15.58			
119	TEAGLES/ BALLAST										
	Lap	1	2	3	4	5	6	7	8	9	10
	1	1:25.05	1:12.74	1:14.54	1:16.49	1:13.41	1:14.52	1:12.93			
187	ABRAHAMS/ ABRAHAMS										
	Lap	1	2	3	4	5	6	7	8	9	10
	1	1:10.36	1:03.76	1:03.75	1:03.22	1:03.51	1:03.54	1:04.14	1:03.39		
656	DAVENPORT/ DAVENPORT										
	Lap	1	2	3	4	5	6	7	8	9	10
	1	1:16.51	1:08.19	1:08.56	1:08.57	1:08.70	1:08.20	1:08.98	1:07.96		

Lap Chart

EVENTS 15, 16, 17 & 23A - RACE 36

Lap 1		Lap 2		Lap 3		Lap 4		Lap 5		Lap 6		Lap 7		Lap 8		Lap 9		Lap 10		
No	Time	No	Time	No	Time	No	Time	No	Time	No	Time	No	Time	No	Time	No	Time	No	Time	
34	1:08.51	34	2:11.41	34	3:14.31	34	4:17.29	34	5:19.41	34	6:22.13	34	7:24.07	34	8:25.51					
46	1:08.64	46	2:11.57	46	3:14.55	46	4:17.47	46	5:19.52	119	6:22.23 *1	46	7:24.18	46	8:25.61					
187	1:10.36	187	2:14.12	187	3:17.87	187	4:21.09	187	5:24.60	46	6:22.25	187	7:32.28	187	8:35.67					
69	1:11.19	69	2:14.88	69	3:19.21	69	4:23.67	69	5:29.17	87	6:24.24 *1	78	7:36.60 *1	69	8:45.36					
51	1:11.52	51	2:16.59	51	3:21.46	51	4:26.60	51	5:31.03	187	6:28.14	119	7:36.75 *1	51	8:45.48					
11	1:13.69	4	2:19.35	4	3:24.31	4	4:29.58	4	5:35.90	69	6:34.26	69	7:39.49	78	8:49.40 *1					
4	1:14.31	11	2:20.78	11	3:26.73	11	4:33.35	11	5:39.75	51	6:35.15	51	7:39.74	119	8:49.68 *1					
27	1:15.85	27	2:24.29	27	3:32.96	27	4:41.57	656	5:50.53	4	6:42.36	87	7:40.91 *1	4	8:55.39					
656	1:16.51	656	2:24.70	656	3:33.26	656	4:41.83	27	5:51.36	11	6:46.85	4	7:49.18	87	8:56.49 *1					
87	1:21.80	87	2:36.38	87	3:50.63	78	5:07.62	78	6:22.02	656	6:58.73	11	7:54.15	11	9:02.33					
78	1:22.61	78	2:37.10	78	3:51.70	87	5:08.72			27	6:59.96	656	8:07.71	656	9:15.67					
119	1:25.05	119	2:37.79	119	3:52.33	119	5:08.82					27	8:08.12	27	9:17.13					
65	1:38.33	65	2:58.51																	

BRITISH HISTORIC RACING

EVENTS 7 & 12

RESULT - RACE 37

PI	No	Evt	Name	Machine	Laps	Time	Behind	MPH	Best Lap on	MPH
1	125	7	Andy MOLNAR	Norton Manx 499	8	8:02.61		82.95	58.99	3 84.83
2	74	7	Dave MATRAVERS	Seeley G50	8	8:09.89	7.28	81.72	59.68	7 83.85
3	142	7	Steve HANDS	BSA Manx Goldstar 500	8	8:11.16	8.55	81.51	1:00.02	5 83.37
4	161	7	Tyler SCOTHERN	BSA B50	8	8:16.10	13.49	80.69	1:00.92	3 82.14
5	100	12	Andy HUNT	Ducati Steelcraft 250	8	8:16.99	14.38	80.55	1:01.09	4 81.91
6	94	12	Geoff MILLS	Ducati Harrison 250	8	8:43.40	40.79	76.48	1:04.05	5 78.13
7	42	7	Tony AINLEY	Velocette Venom 499	8	8:50.90	48.29	75.40	1:04.93	5 77.07
8	68	7	Keith RILEY	BSA B50	8	8:57.87	55.26	74.43	1:05.27	8 76.67
9	234	12	David LINSDELL	Ducati Sebring 350	8	9:09.61	1:07.00	72.84	1:05.75	2 76.11
10	248	12	Andrew PIGGOTT	Ducati Saxon 350	7	8:09.87	1 Lap	71.50	1:08.14	3 73.44
11	126	12	Roland SHERBOURNE	MZ Supa 5 249	7	8:45.71	1 Lap	66.63	1:13.30	5 68.27

Fastest Lap

125 7 Andy MOLNAR Norton Manx 499 58.99 3 84.83

Start Time : 16:42

Mallory Park

14 Apr 19 16:53

Clerk of Course :

Time Issued :

Chief Timekeeper : Graham Marshall

THESE RESULTS ARE PROVISIONAL UNTIL THE CONCLUSION OF ANY JUDICIAL AND TECHNICAL MATTERS

HS Sports Timing and Results Systems - Results and Lap Times at www.hssports.co.uk

BRITISH HISTORIC RACING

RESULT - RACE 37

EVENT 12

PI	No	Evt	Name	Machine	Laps	Time	MPH	Best Lap on	MPH
1	100	12	Andy HUNT	Ducati Steelcraft 250	8	8:16.99	80.55	1:01.09	4 81.91
2	94	12	Geoff MILLS	Ducati Harrison 250	8	8:43.40	76.48	1:04.05	5 78.13
3	234	12	David LINSDELL	Ducati Sebring 350	8	9:09.61	72.84	1:05.75	2 76.11
4	248	12	Andrew PIGGOTT	Ducati Saxon 350	7	8:09.87	71.50	1:08.14	3 73.44
5	126	12	Roland SHERBOURNE	MZ Supa 5 249	7	8:45.71	66.63	1:13.30	5 68.27

Fastest Lap

100 12 Andy HUNT Ducati Steelcraft 250 1:01.09 4 81.91

EVENT 7

PI	No	Evt	Name	Machine	Laps	Time	MPH	Best Lap on	MPH
1	125	7	Andy MOLNAR	Norton Manx 499	8	8:02.61	82.95	58.99	3 84.83
2	74	7	Dave MATRAVERS	Seeley G50	8	8:09.89	81.72	59.68	7 83.85
3	142	7	Steve HANDS	BSA Manx Goldstar 500	8	8:11.16	81.51	1:00.02	5 83.37
4	161	7	Tyler SCOTHERN	BSA B50	8	8:16.10	80.69	1:00.92	3 82.14
5	42	7	Tony AINLEY	Velocette Venom 499	8	8:50.90	75.40	1:04.93	5 77.07
6	68	7	Keith RILEY	BSA B50	8	8:57.87	74.43	1:05.27	8 76.67

Fastest Lap

125 7 Andy MOLNAR Norton Manx 499 58.99 3 84.83

Start Time : 16:42

Mallory Park

14 Apr 19 16:53


Clerk of Course :

Time Issued :

Chief Timekeeper : Graham Marshall

THESE RESULTS ARE PROVISIONAL UNTIL THE CONCLUSION OF ANY JUDICIAL AND TECHNICAL MATTERS

HS Sports Timing and Results Systems - Results and Lap Times at www.hssports.co.uk




RACE GRID



EVENTS 7 & 12

RACE 37

ROW 4		248 01:05.920 Andrew PIGGOTT	68 01:05.220 Keith RILEY
ROW 3	22 01:04.140 Rod GRAHAM	42 01:03.720 Tony AINLEY	165 01:03.620 Jim PORTER
ROW 2	94 01:03.320 Geoff MILLS	100 01:01.170 Andy HUNT	161 01:00.120 Tyler SCOTHERN
ROW 1	142 59.070 Steve HANDS	125 58.480 Andy MOLNAR	74 58.350 Dave MATRAVERS
POLE			



EVENTS 7 & 12

LAP TIMES - RACE 37

42 Tony AINLEY

Lap	1	2	3	4	5	6	7	8	9	10
1	1:13.04	1:05.74	1:05.39	1:05.10	1:04.93	1:05.75	1:05.72	1:05.23		

68 Keith RILEY

Lap	1	2	3	4	5	6	7	8	9	10
1	1:15.85	1:06.47	1:05.96	1:06.70	1:06.81	1:05.43	1:05.38	1:05.27		

74 Dave MATRAVERS

Lap	1	2	3	4	5	6	7	8	9	10
1	1:06.20	1:01.12	1:01.52	1:00.51	1:00.23	1:00.73	59.68	59.90		

94 Geoff MILLS

Lap	1	2	3	4	5	6	7	8	9	10
1	1:10.20	1:04.41	1:05.87	1:04.92	1:04.05	1:04.25	1:04.71	1:04.99		

100 Andy HUNT

Lap	1	2	3	4	5	6	7	8	9	10
1	1:07.10	1:01.50	1:01.55	1:01.09	1:01.14	1:01.35	1:01.73	1:01.53		

125 Andy MOLNAR

Lap	1	2	3	4	5	6	7	8	9	10
1	1:05.21	59.80	58.99	59.62	59.64	59.29	59.80	1:00.26		

126 Roland SHERBOURNE

Lap	1	2	3	4	5	6	7	8	9	10
1	1:21.21	1:13.94	1:14.66	1:14.62	1:13.30	1:14.02	1:13.96			

142 Steve HANDS

Lap	1	2	3	4	5	6	7	8	9	10
1	1:07.66	1:00.55	1:00.64	1:01.72	1:00.02	1:00.26	1:00.04	1:00.27		

161 Tyler SCOTHERN

Lap	1	2	3	4	5	6	7	8	9	10
1	1:08.46	1:01.11	1:00.92	1:01.05	1:01.08	1:01.20	1:01.09	1:01.19		

234 David LINSDELL

Lap	1	2	3	4	5	6	7	8	9	10
1	1:13.96	1:05.75	1:06.84	1:07.31	1:08.67	1:07.80	1:08.44	1:10.84		

248 Andrew PIGGOTT

Lap	1	2	3	4	5	6	7	8	9	10
1	1:15.34	1:08.19	1:08.14	1:08.83	1:09.13	1:10.28	1:09.96			

Lap Chart

EVENTS 7 & 12 - RACE 37

Lap 1		Lap 2		Lap 3		Lap 4		Lap 5		Lap 6		Lap 7		Lap 8		Lap 9		Lap 10		
No	Time	No	Time	No	Time	No	Time	No	Time	No	Time	No	Time	No	Time	No	Time	No	Time	
125	1:05.21	125	2:05.01	125	3:04.00	125	4:03.62	125	5:03.26	125	6:02.55	125	7:02.35	125	8:02.61					
74	1:06.20	74	2:07.32	74	3:08.84	74	4:09.35	126	5:04.43 *1	74	6:10.31	74	7:09.99	248	8:09.87 *1					
100	1:07.10	142	2:08.21	142	3:08.85	142	4:10.57	74	5:09.58	142	6:10.85	142	7:10.89	74	8:09.89					
142	1:07.66	100	2:08.60	100	3:10.15	100	4:11.24	142	5:10.59	100	6:13.73	161	7:14.91	142	8:11.16					
161	1:08.46	161	2:09.57	161	3:10.49	161	4:11.54	100	5:12.38	161	6:13.82	100	7:15.46	161	8:16.10					
94	1:10.20	94	2:14.61	94	3:20.48	94	4:25.40	161	5:12.62	126	6:17.73 *1	126	7:31.75 *1	100	8:16.99					
42	1:13.04	42	2:18.78	42	3:24.17	42	4:29.27	94	5:29.45	94	6:33.70	94	7:38.41	94	8:43.40					
234	1:13.96	234	2:19.71	234	3:26.55	234	4:33.86	42	5:34.20	42	6:39.95	42	7:45.67	126	8:45.71 *1					
248	1:15.34	68	2:22.32	68	3:28.28	68	4:34.98	68	5:41.79	68	6:47.22	68	7:52.60	42	8:50.90					
68	1:15.85	248	2:23.53	248	3:31.67	248	4:40.50	234	5:42.53	234	6:50.33	234	7:58.77	68	8:57.87					
126	1:21.21	126	2:35.15	126	3:49.81			248	5:49.63	248	6:59.91			234	9:09.61					